

THE GUARDIAN³[®]

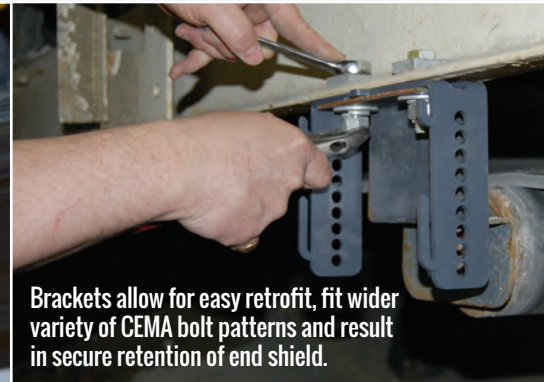
PREMIUM RETURN ROLL GUARD



The patented Guardian³ is the best tool on the market to enhance the safety of your conveyor. Accept no substitutes and cut no corners when it comes to the safety and well being of your most important assets, your people. Trust the Guardian³.



IMPROVE CONVEYOR SAFETY WITH THE GUARDIAN



Brackets allow for easy retrofit, fit wider variety of CEMA bolt patterns and result in secure retention of end shield.



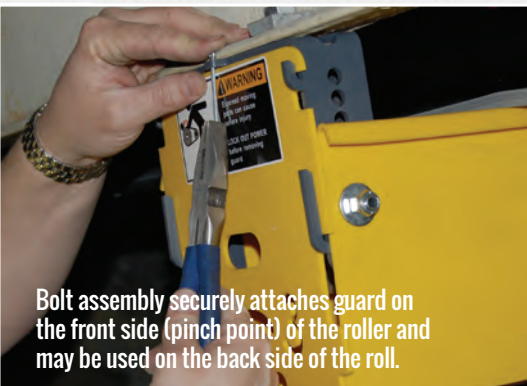
Adjustable clevis pin for optional use on the back side (non-pinch) of the roller allows for easy inspection, cleaning and maintenance.

DESIGN FEATURES

- Patented 180° UHMW Cage provides complete pinch point protection and catches the roll if it breaks away from the brackets.
- UHMW UV stable cage has increased slot sizes and new self cleaning slots in the bottom to help resist material build-up inside the guard.
- UHMW will not corrode, resists impact damage and wear from abrasion.
- UHMW side shield totally encapsulates the roll and snaps into place easily and securely using the provided heavy gauge steel mounting brackets.
- Patented slotted steel heavy gauge mounting bracket retrofits to most return rolls without the need to remove the drop brackets.
- Compatible with CEMA B, C, D & E idlers 4", 5" and 6" diameter rolls with 1-1/2" and 4-1/2" drop brackets.
- Retrofits to most CEMA return idler bolt patterns.
- Complete with four safety warning labels.
- Single piece lightweight roller cage is economical to ship and easy to install.



GUARDIAN³



Bolt assembly securely attaches guard on the front side (pinch point) of the roller and may be used on the back side of the roll.



Cotter pin provides positive retention capability for the end shield requiring a tool in order to be removed



Cleanout is simple and easy using either option of provided bolt or clevis pin assembly.

EASY INSTALLATION

Two options are provided for mounting: galvanized steel nuts, bolts and washers and optional pin and clevis for use on the back side of the roll to allow for easy maintenance and cleaning.

The end shield is snapped securely in place using the provided hanging brackets and integrated mounting system.

EASY MAINTENANCE

The Guardian³ requires little to no maintenance due to its unique, trouble free design. The wider self cleaning slots in the bottom of the guard help with self-cleaning ability and the deep reservoir design means less frequent cleaning if material build-up occurs. Clean out is a snap. Simply remove the fast action pins and allow the Guardian³ to open to the cleaning position. The side shield is designed with a single large maintenance and viewing port to allow for greasing of idlers and roller inspection without the need to remove the side shield.

Note: Never operate, adjust or install equipment on a moving conveyor. Always follow lock out and tag out procedures when working on conveyor systems.

COMPLIES WITH MSHA TITLE 30 CFR

- 56.14110 Flying or Falling Material
- 56.14112 Guard Construction
- 56.14107 Moving Machine Parts
- 5.1722 Mechanical Equipment Guards
- 7.400 Mechanical Equipment Guards

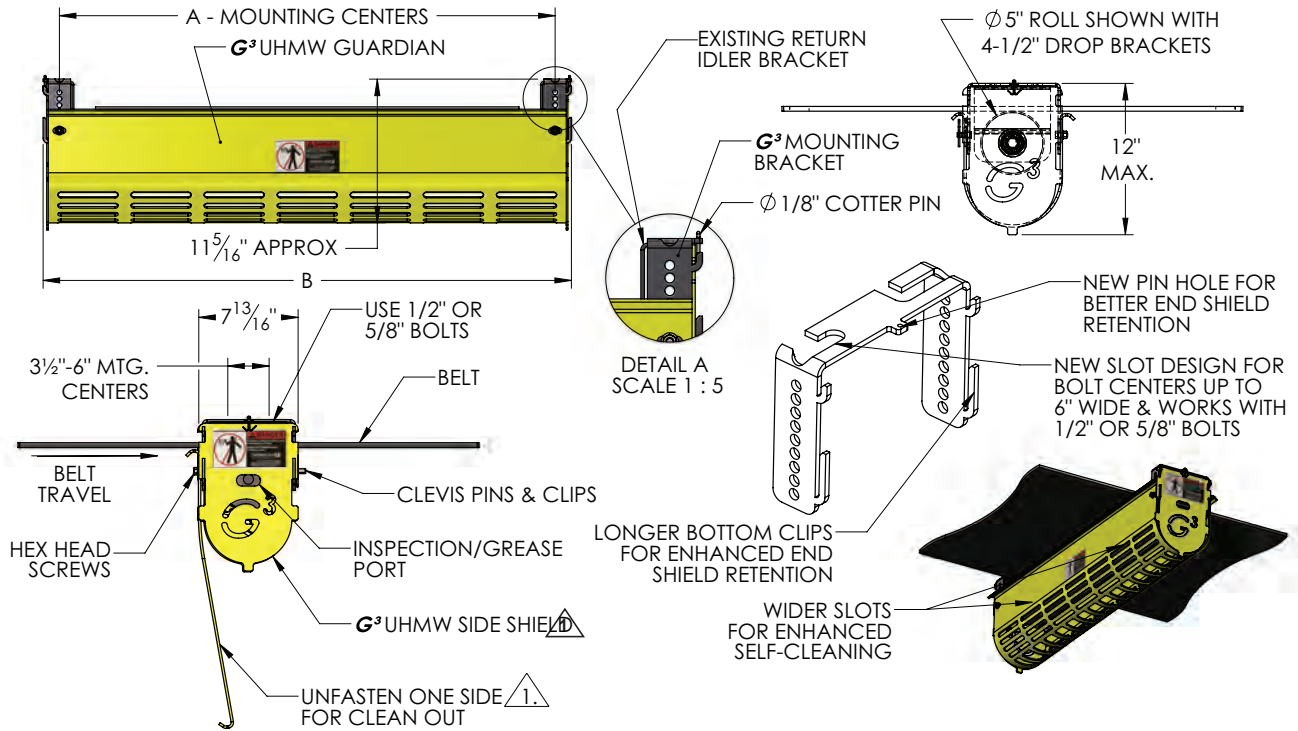
2-3/4 X 2 SLOTS DESIGNED TO ENHANCE SELF CLEANING

Meets OSHA requirements 1910.219 for mechanical power - transmission apparatus and 56.14107 for moving machine parts

U.S. Patent Number 6,318,545 B1

CEMA E VERSION AVAILABLE

TECHNICAL SPECIFICATIONS



Never operate, adjust or install equipment on a moving conveyor. Always follow lock out and tag out procedures when working on conveyor systems. All Dimensions are in Inches.

Model No.	Belt Width	Wt.	A	B	Mounting Bolt Dia.
RRG-18U3	18"	5.6	27"	29 9/16"	1/2"
RRG-24U3	24"	5.8	33"	35 9/16"	1/2"
RRG-30U3	30"	6.0	39"	41 9/16"	1/2"
RRG-36U3	36"	6.5	45"	47 9/16"	1/2"
RRG-42U3	42"	6.8	51"	53 9/16"	1/2"
RRG-48U3	48"	7.3	57"	59 9/16"	1/2"
RRG-54U3	54"	7.6	63"	65 9/16"	1/2"
RRG-60U3	60"	8.1	69"	71 9/16"	1/2"

OTHER SIZES AVAILABLE ON REQUEST

IMPORTANT: Designed to be installed with a maximum 1/4 inch gap between the guard and the belt. Always follow MSHA, OSHA, state and owner required safety guidelines/regulations during the installation, operation and/or maintenance of a conveyor system. Douglas Manufacturing Co., Inc. strongly recommends that any safety program be supplemented by the use of ASME B20.1-2009 that refers to conveyor systems. Never operate, adjust or install equipment on a moving conveyor. Always follow lock out and tag out procedures when working on conveyor systems. Personnel who work on or around conveyor systems must be safety trained and familiar with conveyor systems. The Guardian® must be inspected periodically to determine if the unit is in proper working order by inspecting and replacing the UHMW body, inspecting to see if material build-up has occurred and ensuring proper adjustment and tightness of all adjustable bolts. Failure to do so may result in serious injury or death. No idler guard can protect against potential danger in all situations or against all hazards. The Guardian® is designed to help minimize the potential for danger but cannot guarantee protection in all situations or applications. If you have questions or need assistance please call 205-884-1200 or fax 205-884-1206.



Visit us at douglasmanufacturing.com
 Contact us 205-884-1200
 or sales@douglasmanufacturing.com



4 STOCKING LOCATIONS

24/24 HOUR DELIVERY

