





The Pride of Top Quality
FOOT MASTER®

Compact casters



Guide for selection of wheels : Compact casters

Image	Series	Description	Wheel code	Wheel dia mm	Wheel width mm	Axle bore mm	Hub length mm	Load capacity Kg	Bearing type
	NYQ	– Nylon 66(Shore D70) – Four ball bearings	NYQ-60-55	60	55	12	55	600	6901 ZZ
	NYD	– Nylon 66(Shore D70) – Two ball bearings	NYD-60-48	60	48	15	50	500	6003 ZZ
			NYD-70-48	70	48	15	50	600	6003 ZZ
			NYD-75-55	75	55	12	55	750	6301 ZZ
	MCD	– MC nylon(Shore D80) – Two ball bearings	MCD-60-48	60	48	15	50	600	6003 ZZ
			MCD-70-48	70	48	15	50	700	6003 ZZ
	HUD	– Cast polyurethane (Shore D70) – Aluminum core – Two ball bearings	HUD-60-48	60	48	15	50	400	6003 ZZ
			HUD-70-48	70	48	15	50	500	6003 ZZ

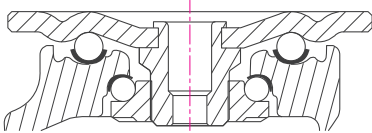
FOOT MASTER®

Compact casters

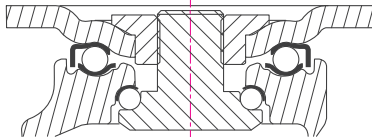
GLH series



kg 550~750kg **RoHS** **°C** -10~90°C



GLH(60/75)



GLH(60/75-PPHS)

Brackets: Pressed steel plate, double ball bearing with hardened bearing seats in the swivel head, ivory-colored aluminum frame, wheel brake system of on and off side pin, bolted wheel axle structure

Surface Treatment: Powder coating, zinc plated

* Recommended Load = Load Cap. × 3

Swivel	Swivel with brake	Wheel type	mm	mm	Kg	mm	mm	mm	mm	mm
GLH-60-ASF	GLH-60-BSF	NYQ	60	55	550	92	25	90x90	70x70	9
GLH-75-ASF	GLH-75-BSF	NYD	75	55	700	107	25			
GLH-60-ASF-PPHS	GLH-60-BSF-PPHS	NYQ	60	55	600	98	25	100x100	78x78 64x64	10,5
GLH-75-ASF-PPHS	GLH-75-BSF-PPHS	NYD	75	55	750	113	25			

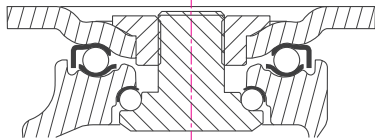
Options

Code Suffix	NYQ	NYD				
Description	Nylon66(D70)	Nylon66(D70)				
Available for	60	75				

FOOT MASTER®









Compact casters GLH series

 600~750kg  RoHS  -10~90°C





Brackets: Pressed steel plate, double ball bearing with hardened bearing seats in the swivel head, ivory-colored aluminum frame, wheel brake system of on and off side pin, bolted wheel axle structure
Surface Treatment: Powder coating, zinc plated

* Recommended Load = Load Cap. × 3

Swivel	Swivel with brake	Wheel type	 mm	 mm	 Kg	 mm	 mm	 mm	 mm	 mm
GLH-60-ASF-PUS	GLH-60-BSF-PUS	NYQ	60	55	600	98	25	115x102	92x66 76x76	11
GLH-75-ASF-PUS	GLH-75-BSF-PUS	NYD	75	55	750	113	25			
GLH-60-ASF-PEU	GLH-60-BSF-PEU	NYQ	60	55	600	98	25	100x85	80x60 77x45	9
GLH-75-ASF-PEU	GLH-75-BSF-PEU	NYD	75	55	750	113	25			

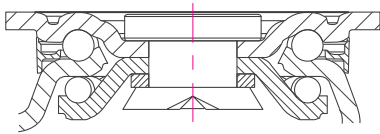
Options

						
Code Suffix	NYQ	NYD				
Description	Nylon66(D70)	Nylon66(D70)				
Available for	60	75				

FOOT MASTER®

Compact casters JS series









 400~700kg  RoHS  -10~90°C











Brackets: High-strength pressed steel plate with even hardened heat treatment, strong integrated pressed steel frame, dust protection cover in the swivel head, bolted wheel axle structure

Surface Treatment: Zinc plated

* Recommended Load = Load Cap. × 3

Swivel	Rigid	Wheel type	 mm	 mm	 Kg	 mm	 mm	 mm	 mm	 mm
JS-60-ASF	JS-60-ARF	NYD	60	48	500	87	21	105x80	86x61	9
JS-70-ASF	JS-70-ARF		70	48	600	97	21			
JS-60-ASF	JS-60-ARF	MCD	60	48	600	87	21	105x80	86x61	9
JS-70-ASF	JS-70-ARF		70	48	700	97	21			
JS-60-ASF	JS-60-ARF	HUD	60	48	400	87	21	105x80	86x61	9
JS-70-ASF	JS-70-ARF		70	48	500	97	21			

* Recommended Load = Load Cap. × 3

Swivel	Wheel type	 mm	 mm	 Kg	 mm	 mm	 mm	 mm	 mm
JS-60-ASF-PJP	NYD	60	48	500	87	21	80x80	63x63	9
JS-70-ASF-PJP		70	48	600	97	21			
JS-60-ASF-PJP	MCD	60	48	600	87	21	80x80	63x63	9
JS-70-ASF-PJP		70	48	700	97	21			
JS-60-ASF-PJP	HUD	60	48	400	87	21	80x80	63x63	9
JS-70-ASF-PJP		70	48	500	97	21			

Options

						
Code Suffix	NYD	MCD	HUD			
Description	Nylon66(D70)	MC nylon(D80)	Cast PU(D70)			
Available for	60 ~ 70	60 ~ 70	60 ~ 70			


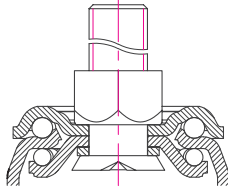
FOOT MASTER®

Compact casters JS series

 400~500kg

 RoHS









 -10~90°C



Brackets: Forged steel bolt, High-strength pressed steel plate with even hardened heat treatment, strong integrated pressed steel frame, bolted wheel axle structure

Surface Treatment: Zinc plated

* Recommended Load = Load Cap. × 3

Swivel	Wheel type	 mm	 mm	 Kg	 mm	 mm	 mm	 mm	 mm
JS-60-ASS	NYD	60	48	500	98	21	M20x2,5	40	30
JS-70-ASS		70	48	500	108	21			
JS-60-ASS	MCD	60	48	500	98	21	M20x2,5	40	30
JS-70-ASS		70	48	500	108	21			
JS-60-ASS	HUD	60	48	400	98	21	M20x2,5	40	30
JS-70-ASS		70	48	500	108	21			

Options

						
Code Suffix	NYD	MCD	HUD			
Description	Nylon66(D70)	MC nylon(D80)	Cast PU(D70)			
Available for	60 ~ 70	60 ~ 70	60 ~ 70			