

# FLEXXPUMP AUTOMATIC LUBRICATION SYSTEMS



**DLS**  
SCHMIERSYSTEME

## Grease Lubrication

FlexxPump 125 & FlexxPump 125 DLS	6
FlexxPump 125 B	8
FlexxPump 250 DLS	10
FlexxPump 250	12
FlexxPump 250 B	14
FlexxPump 400DLS - GEN II	16
FlexxPump 400 - GEN II	18
FlexxPump 400 B - GEN II	20
FlexxPump 1500 DLS	22
PU-Lubrication Pinions	24
Mounting-Axis	32
PU-Lubrication Roll	34
Splitter	40
Progressive Distributor	42
Progressive Distributor with Circulation Monitoring	44
Tube Connectors, Straight	48
Tube Connectors, Right-angle	50
Tube Connectors with Check Valve	52
Tube Unions & Reducers	53
Threaded Unions	54
Tube Connectors Stainless Steel	55
DLS-Lubricants	56
Brackets for FlexxPump 125 & Splitter	72
Brackets for FlexxPump 125 & Progressive Distributor	73
Brackets for FlexxPump 400 - GEN II	74
Accessories FlexxPump 125 B & 400 B - GEN II	84
Accessories FlexxPump 125, 400 & 1500 24 V DC - GEN II	85
Tubes	86

## Sets

FlexxPump 125 & Splitter	76
FlexxPump 125 & Progressive Distributor	77
PU-Lubrication Pinion with Axis, Straight	78
PU-Lubrication Pinion with Axis, Right-Angle	79
PU-Lubrication Pinion RH with Axis, Straight	80
PU-Lubrication Pinion RH with Axis, Right-Angled	81
PU-Lubrication Pinion LH with Axis, Straight	82
PU-Lubrication Pinion LH with Axis, Right-Angled	83

## Oil Lubrication

FlexxPump 125 & FlexxPump 125 DLS	94
FlexxPump 500 DLS - GEN II	96
FlexxPump 500 - GEN II	98
FlexxPump 500 B - GEN II	100
FlexxPump 2000	102
PU-Lubrication Sprocket Simplex	106
- with Axis	106
- with Spring Steel	107
PU-Lubrication Sprocket duplex	109
- Straight Axis	109
- Angled Axis and Spring Steel	110
- Angled Axis and Double Spring Steel	111
PU-Lubrication Sprocket Triplex	112
- Angled Axis and Spring Steel	112
- Angled Axis and Double Spring Steel	113
PU-Lubrication Roll	114
Splitter	118
Progressive Distributor	120
Progressive Distributor with Circulation Monitoring	122
Tube Connector with Check Valve	124
Tubes	125
Oil OE1	126
Oil OE3	127
Brackets for FlexxPump 125 & Splitter	130
Brackets for FlexxPump 125 & Progressive Distributor	131
Brackets for FlexxPump 500 - GEN II	132



## Our tribological solution is accurate tailored to specific application requirements:



We provide lubrication systems for linear guides and ball screws, as well as for open gears and chain drives of all types and sizes.

Our lubrication experts work out an optimal solution for your application.


During consultation, we collect the necessary data to create a lubrication concept tailored to the respective parameters, and specify the system components. We also determine the individual lubrication quantity requirements for each lubrication point.

We work closely with you to implement the lubrication concept. Subsequent modifications or changes are possible for us at any time!

As a full-range supplier, we provide to you innovative, electronically controlled grease and oil lubricators, as well as lubricating gears, lubrication sprockets and extensive system accessories from stock!

Ideal for original equipment in mechanical engineering as well for retrofitting existing systems.

**Everything reliable, competent and solid from a single source.**



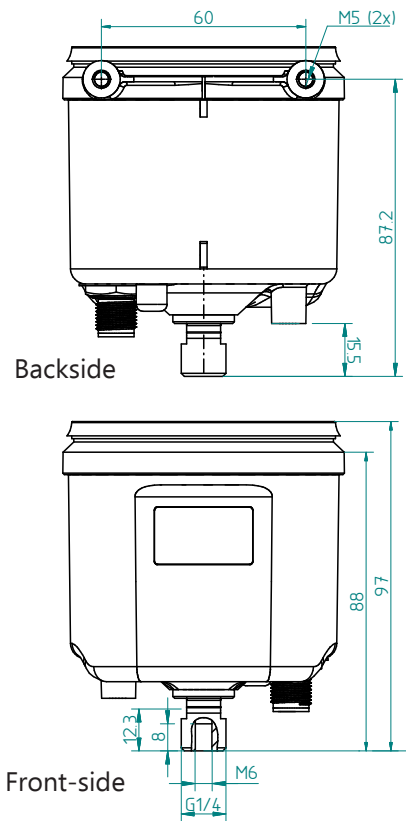
# The FlexxPump



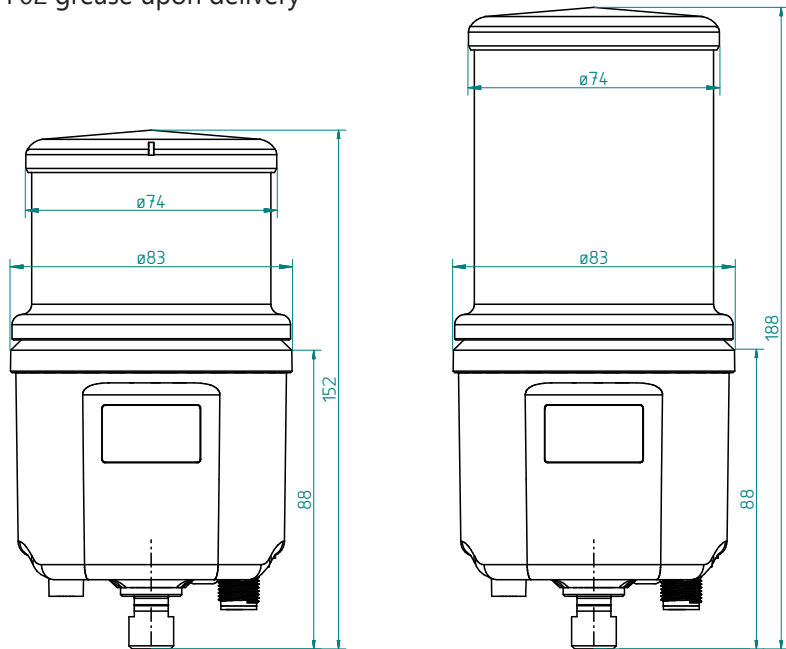
The basis of all good lubrications!



# FlexxPump 125 & FlexxPump 125 DLS



**Note on delivery:**  
The FlexxPump 125 is primed with F02 grease upon delivery



control	type	outlets	double-pump bodies	lubrication points	cartridge size	M12x1 plug	part-no.
24 V DC time-controlled	125	1	1	max. 4* / 10**	125 cm <sup>3</sup>	yes	135-125-100
					250 cm <sup>3</sup>		135-225-100
24 V DC pulse-controlled	125 DLS	1	1	max. 4* / 10**	125 cm <sup>3</sup>	yes	135-125-210
					250 cm <sup>3</sup>		135-225-210

\* when using distributors / splitter

\*\* when using distributors more lubrication points are possible!

# Controlled Minimum Quantity Lubrication for Grease 24V DC

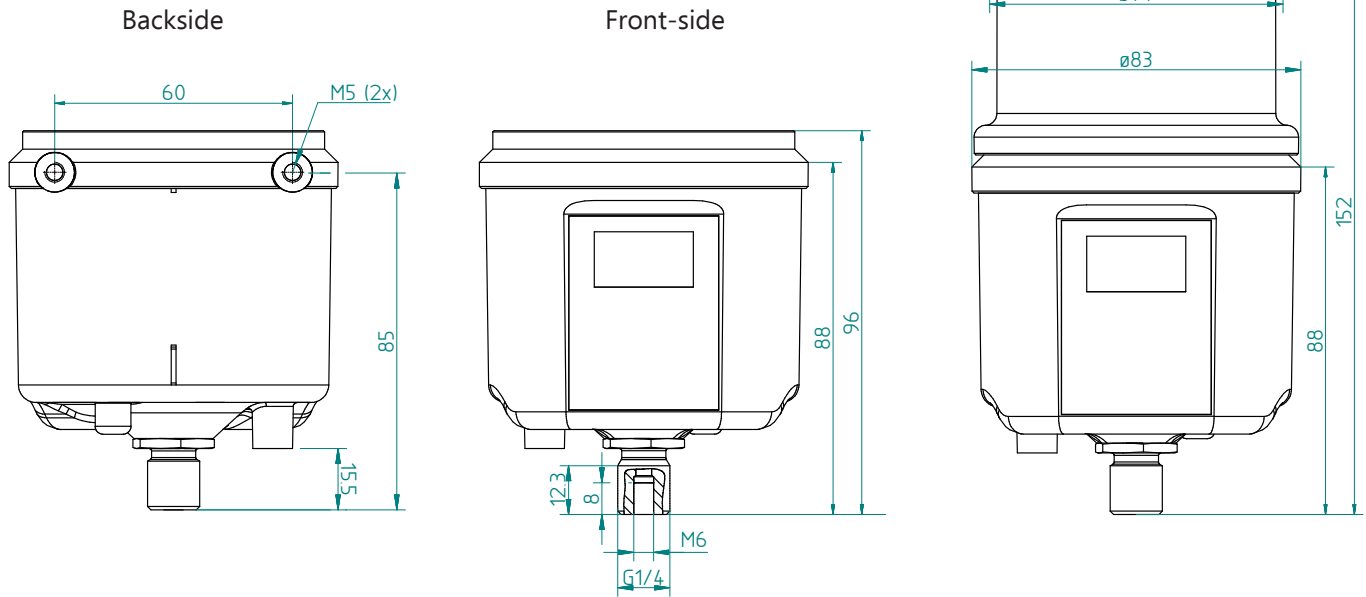
function:	piston pump
lubricant volume:	125 / 250 cc (in cartridge)
volume per stroke:	0.15 cc per outlet
number of pump strokes per cartridge 125 / 250 cc:	ca. 780 / 1560
operating pressure:	50 bar (725 PSI)
lubricant:	grease, up to NLGI class 2, solid particles possible
operating temperature:	-10°C ... +60°C
number of outlets:	1
thread outlet:	G1/4 (M), M6 (F)
operating voltage:	24 V DC (via cable)
connector:	M12 x 1, 4-pole
current consumption 24 V DC:	Imax. 350 mA
assembly:	Backside M5(i) (2x) or bottom M5(i) with G1/4"(a) or DLS accessories
mounting position:	vertical, cartridge up
control:	integrated microelectronic or external PLC (#135-125-210)
running-time:	1 to 36 months (time-controlled)
max. amount per cycle:	max. 1.50 cc
pressure monitoring:	integrated, electronic
level monitoring:	integrated, electronic
error message:	optical LCD and PLC
error acknowledgment:	(#135-125-210) PLC available
filling function:	
protection class:	IP 54
housing material:	PA 6.6-GF 30 / POM



## Ideal for single or combined relubrication of:

- + roller & ball bearings
- + racks / open gears
- + linear guides
- + ball swivel connector
- + ball screw

# FlexxPump 125 B



**Note on delivery:**  
The FlexxPump 125 is primed with F02 grease upon delivery

Control	type	outlets	double-pump bodies	lubrication points	different lubrication amounts	part-no.
battery time-controlled	125 B	1	1	max 4* / 10**	1	135-125-000

\* when using distributors / splitter

\*\* when using distributors more lubrication points are possible!

Battery not included! Please order separately with part-no.: 134-002-25!



# Controlled minimum quantity lubrication for grease, battery operated

function:	piston pump
lubricant volume:	125 cc (in cartridge)
volume per stroke:	0.15 cc per outlet
number of pump strokes per cartridge 125 cc:	780
operating pressure:	35 bar (500 PSI)
lubricant:	up to NLGI class 2, solid particles possible
operating temperature:	-10°C ... +60°C
number of outlets:	1
thread outlet:	G1/4 (M) and M6 (F)
operating voltage:	4.5 V DC
assembly:	Backside M5(i) (2x) or bottom M5(i) with G1/4"(a) or DLS accessories
mounting position:	vertical, cartridge up
control:	integrated, microelectronic
running-time:	1 to 24 months
max. amount per cycle:	max. 1.50 cc
pressure monitoring:	integrated, electronic
level monitoring:	integrated, electronic
error message:	optical LCD
protection class:	IP 54
housing material:	PA 6.6-GF 30 / POM

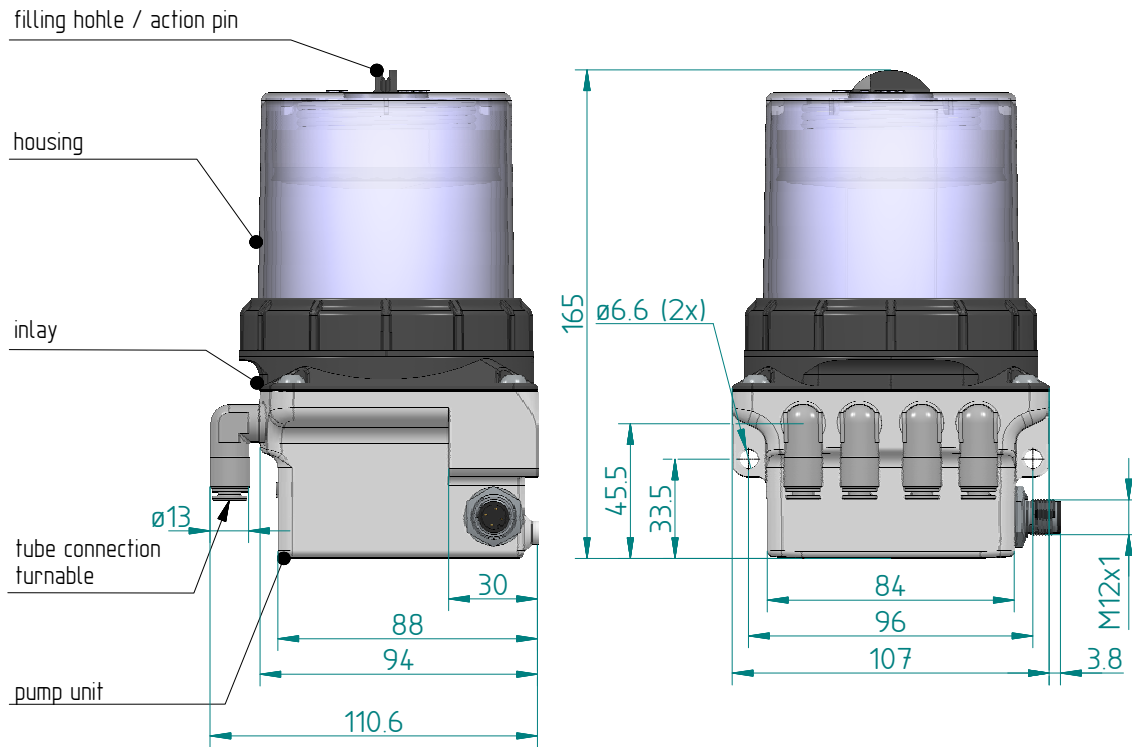


**Ideal for single or combined relubrication of:**

- + roller & ball bearings
- + linear guides
- + ball screw
- + racks / open gears
- + ball swivel connector



# FlexxPump 250 DLS



Control	Type	outlets	double-pump bodies	lubrication points	lubrication amounts	part-no.
pulse-controlled	211 DLS	1	1	max. 4* / 10 **	1	235-211-210
	212 DLS	2	1	max. 8* / 20**	1	235-212-210
	222 DLS	2 (1+1)	2	max. 8* / 20**	2	235-222-210
	223 DLS	3 (1+2)	2	max. 12* / 30**	2	235-223-210
	224 DLS	4 (2+2)	2	max. 16* / 40**	2	235-224-210

\* when using distributors / splitter

\*\* when using distributors more lubrication points are possible!

# Controlled minimum quantity lubrication for grease, 24 V DC pulse-controlled

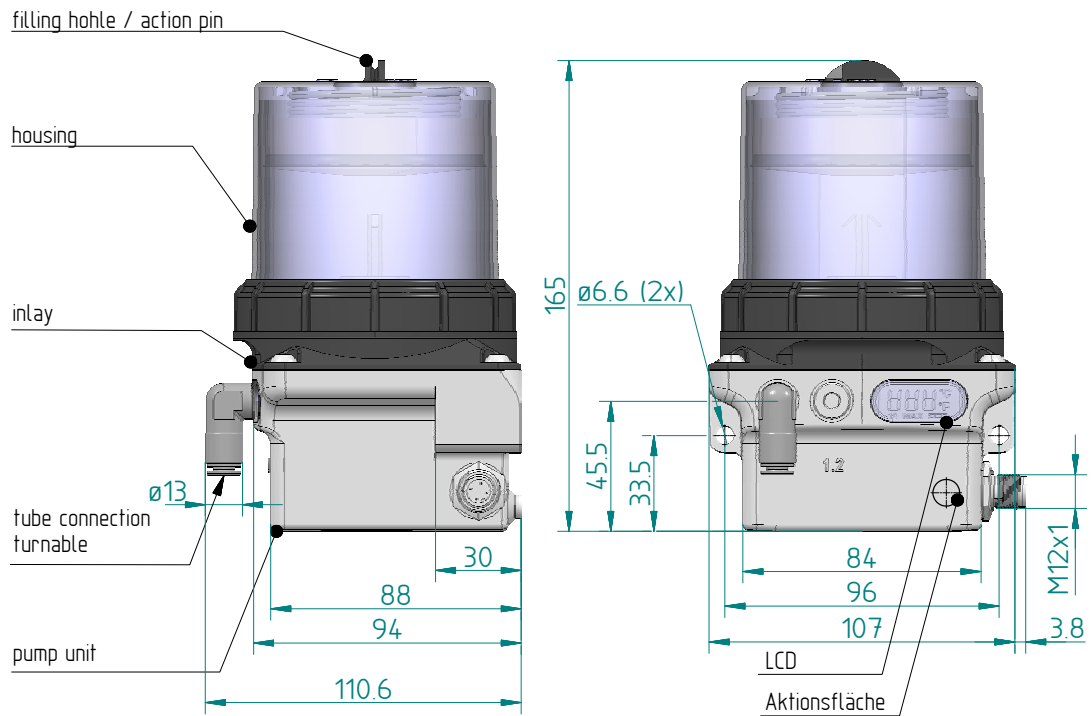
function:	piston pump
lubricant volume:	grease, 250 cc (in cartridge)
volume per stroke:	0.15 cc per outlet
number of pump strokes per cartridge 250 cc:	1560
operating pressure:	70 bar (1000 PSI)
lubricant:	grease, up to NLGI class 2, solid particles possible
operating temperature:	-10°C ... +60°C
number of outlets:	max. 4, right-angle, turnable
operating voltage:	24 V DC (via cable)
connector:	M12 x 1, 4-pole
current consumption 24 V DC:	Imax. 350 mA
mounting position:	All positions possible
control:	PLC pulse control
max. amount per cycle:	4.50 cc
pressure monitoring:	integrated, electronic
level monitoring:	integrated, reedcontact
error message:	PLC error message
optional:	angled plug with integrated LED (see accessories)
protection class:	IP 54
housing material:	zinc, polyamide



**Ideal for single or combined relubrication of:**

- + roller & ball bearings
- + linear guides
- + ball screw
- + racks / open gears
- + ball swivel connector

# FlexxPump 250



## 2 setting modes:

$E_t$  = emptying time: 1 - 36 months  
+ C: 1 - 30 cycles

h = break time: 1 - 240 h  
+ C: 1 - 30 cycles

Control	Type	outlets	double-pump bodies	lubrication points	lubrication amounts	part-no.
24 V DC time-controlled	211	1	1	max. 4* / 10 **	1	235-211-100
	212	2	1	max. 8* / 20**	1	235-212-100

\* when using distributors / splitter

\*\* when using distributors more lubrication points are possible!

# Controlled minimum quantity lubrication for grease, 24 V DC time-controlled

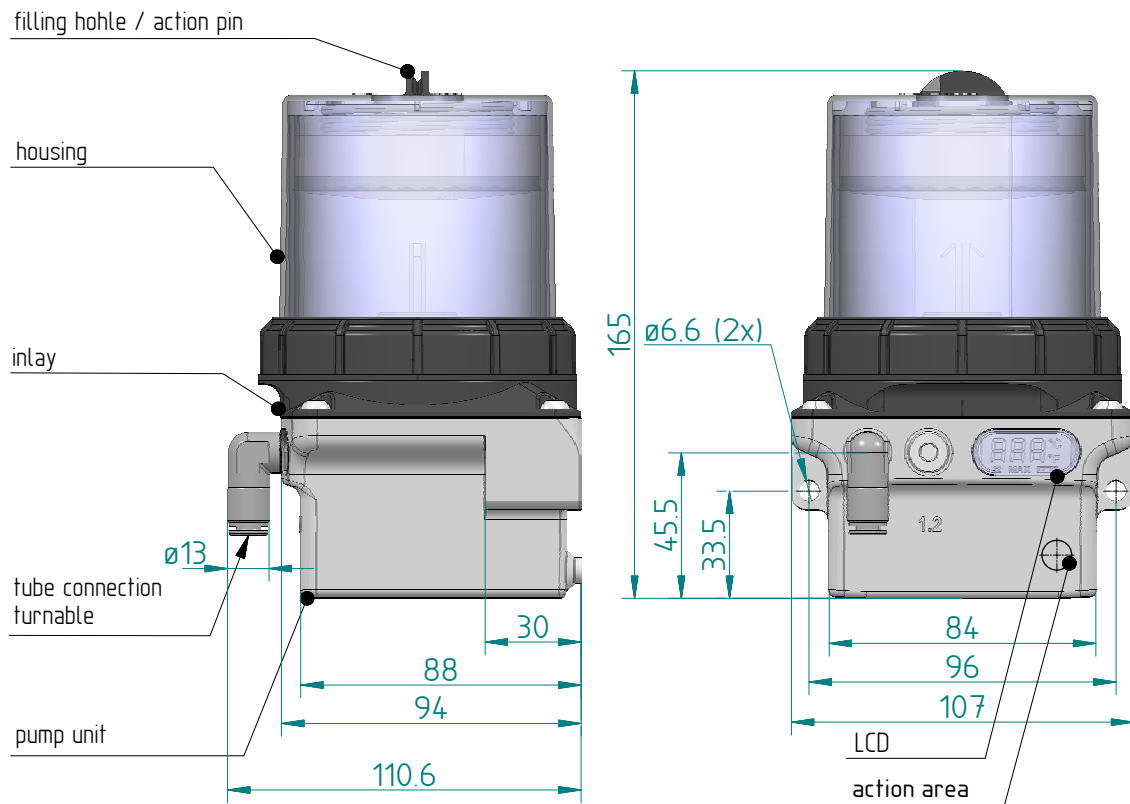
function:	piston pump
lubricant volume:	grease, 250 cc (in cartridge)
volume per stroke:	0.15 cc per outlet
number of pump strokes per cartridge 250 cc:	1560
operating pressure:	70 bar (1000 PSI)
lubricant:	grease, up to NLGI class 2, solid particles possible
operating temperature:	-10°C ... +60°C
number of outlets:	max. 2, right-angle, turnable
operating voltage:	24 V DC (via cable)
connector:	M12 x 1, 4-pole
current consumption 24 V DC:	Imax. 350 mA
mounting position:	All positions possible
control:	integrated, microelectronic
running-time:	1 to 36 months
max. amount per cycle:	4.50 cc
pressure monitoring:	integrated, electronic
level monitoring:	integrated, reedcontact
error message:	optical LCD
optional:	angled plug with integrated LED (see accessories)
protection class:	IP 54
housing material:	zinc, polyamide



**Ideal for single or combined relubrication of:**

- + roller & ball bearings
- + linear guides
- + ball screw
- + racks / open gears
- + ball swivel connector

# FlexxPump 250 B



## 2 setting modes:

$E_t$  = emptying time: 1 - 36 months  
+ C: 1 - 30 cycles

h = break time: 1 - 240 h  
+ C: 1 - 30 cycles

Control	Type	outlets	double-pump bodies	lubrication points	lubrication amounts	part-no.
battery time-controlled	211 B	1	1	max. 4*	1	235-211-000
	212 B	2	1	max 8*	1	235-212-000

\* when using distributors / splitter  
battery not included! Please also order with part no.: 134-002-024.

# Controlled minimum quantity lubrication for grease, battery operated

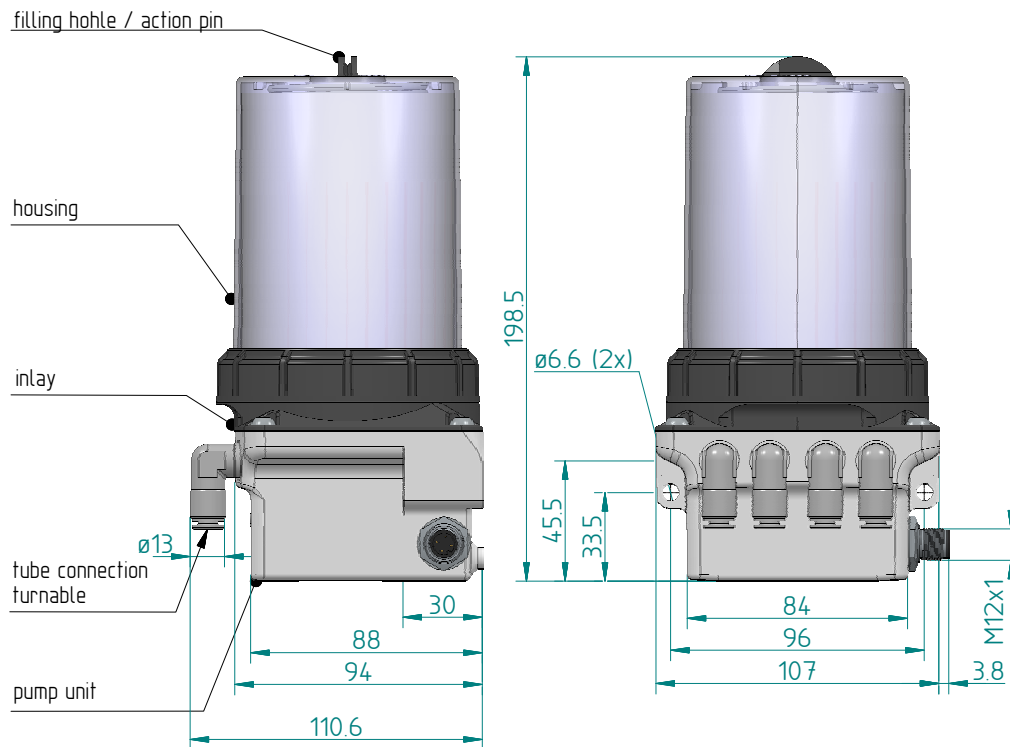
function:	piston pump
lubricant volume:	grease, 250 cc (in cartridge)
volume per stroke:	0.15 cc per outlet
number of pump strokes per cartridge 400 cc:	1560
operating pressure:	50 bar (725 PSI)
lubricant:	grease, up to NLGI class 2, solid particles possible
operating temperature:	-10°C ... +60°C
number of outlets:	max. 2, right-angle, turnable
operating voltage:	6 V
mounting position:	All positions available
control:	integrated, microelectronic
running-time:	1 to 36 months
max. amount per cycle:	4.50 cc
pressure monitoring:	integrated, electronic
level monitoring:	integrated, reedcontact
error message:	optical via LCD
protection class:	IP 54
housing material:	zinc, polyamide



**Ideal for single or combined relubrication of:**

- + roller & ball bearings
- + linear guides
- + ball screw
- + racks / open gears
- + ball swivel connector

# FlexxPump 400 DLS - GEN II



Control	Type	outlets	double-pump bodies	lubrication points	lubrication amounts	part-no.
pulse-controlled	411 DLS	1	1	max. 4* / 10 **	1	235-411-210
	412 DLS	2	1	max. 8* / 20**	1	235-412-210
	422 DLS	2 (1+1)	2	max. 8* / 20**	2	235-422-210
	423 DLS	3 (1+2)	2	max. 12* / 30**	2	235-423-210
	424 DLS	4 (2+2)	2	max. 16* / 40**	2	235-424-210

\* when using distributors / splitter

\*\* when using distributors more lubrication points are possible!



# Controlled minimum quantity lubrication for grease, pulse-controlled

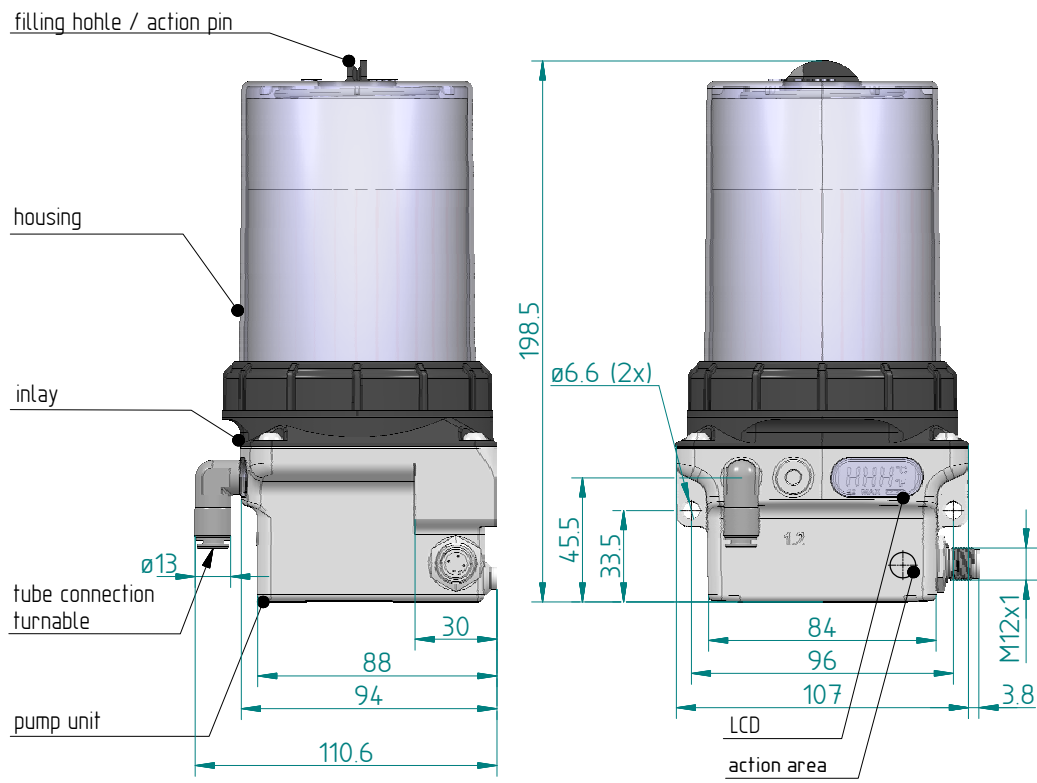
function:	piston pump
lubricant volume:	grease, 400 cc (in cartridge)
volume per stroke:	0.15 cc per outlet
number of pump strokes per cartridge 400 cc:	2600
operating pressure:	70 bar (1000 PSI)
lubricant:	grease, up to NLGI class 2, solid particles possible
operating temperature:	-10°C ... +60°C
number of outlets:	max. 4, right-angle, turnable
operating voltage:	24 V DC (via cable)
connector:	M12 x 1, 4-pole
current consumption 24 V DC:	Imax. 350 mA
mounting position:	All positions possible
control:	PLC pulse control
max. amount per cycle:	4.50 cc
pressure monitoring:	integrated, electronic
level monitoring:	integrated, reedcontact
error message:	PLC error message
optional:	angled plug with integrated LED (see accessories)
protection class:	IP 54
housing material:	zinc, polyamide



**Ideal for single or combined relubrication of:**

- + roller & ball bearings
- + linear guides
- + ball screw
- + racks / open gears
- + ball swivel connector

# FlexxPump 400 - GEN II



**2 setting modes:**

$E_t$  = emptying time: 1 - 36 months  
 + C: 1 - 30 cycles

h = break time: 1 - 240 h  
 + C: 1 - 30 cycles

Control	Type	outlets	double-pump bodies	lubrication points	lubrication amounts	part-no.
24 V DC time-controlled	411	1	1	max. 4* / 10 **	1	235-411-100
	412	2	1	max. 8* / 20**	1	235-412-100

\* when using distributors / splitter

\*\* when using distributors more lubrication points are possible!

# Controlled minimum quantity lubrication for grease, 24 V DC time-controlled

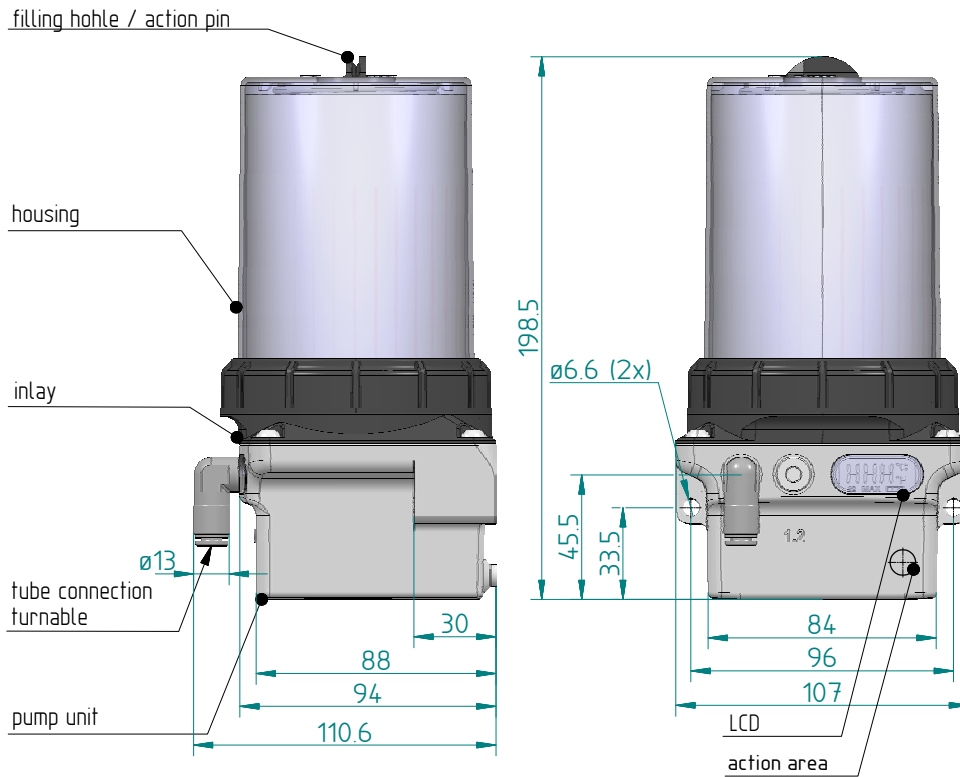
function:	piston pump
lubricant volume:	grease, 400 cc (in cartridge)
volume per stroke:	0.15 cc per outlet
number of pump strokes per cartridge 400 cc:	2600
operating pressure:	70 bar (1000 PSI)
lubricant:	grease, up to NLGI class 2, solid particles possible
operating temperature:	-10°C ... +60 °C
number of outlets:	max. 2, right-angle, turnable
operating voltage:	24 V DC (via cable)
connector:	M12 x 1, 4-pole
current consumption 24 V DC:	Imax. 350 mA
mounting position:	All positions possible
control:	integrated, microelectronic
running-time:	1 to 36 months
max. amount per cycle:	4.50 cc
pressure monitoring:	integrated, electronic
level monitoring:	integrated, reedcontact
error message:	optical LCD
optional:	angled plug with integrated LED (see accessories)
protection class:	IP 54
housing material:	zinc, polyamide



**Ideal for single or combined relubrication of:**

- + roller & ball bearings
- + linear guides
- + ball screw
- + racks / open gears
- + ball swivel connector

# FlexxPump 400 B - GEN II



## 2 setting modes:

$E_t$  = emptying time: 1 - 36 months  
+ C: 1 - 30 cycles

h = break time: 1 - 240 h  
+ C: 1 - 30 cycles

Controll	Type	outlets	double-pump bodies	lubrication points	lubrication amounts	part-no.
battery time-controlled	411 B	1	1	max. 4*	1	235-411-000
	412 B	2	1	max 8*	1	235-412-000

\* when using distributors / splitter

battery not included! Please also order with part no.: 134-002-024.

# Controlled minimum quantity lubrication for grease, battery operated

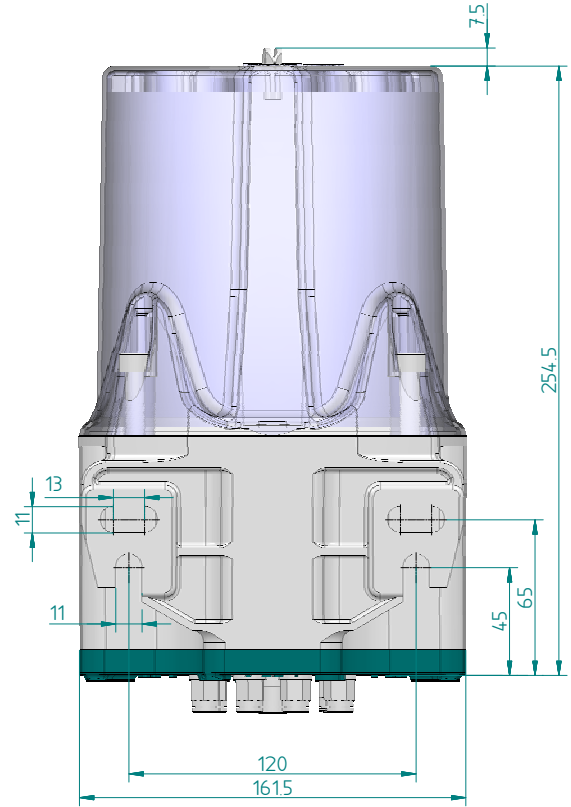

function:	piston pump
lubricant volume:	grease, 400 cc (in cartridge)
volume per stroke:	0.15 cc per outlet
number of pump strokes per cartridge 400 cc:	2600
operating pressure:	50 bar (725 PSI)
lubricant:	grease, up to NLGI class 2, solid particles possible
operating temperature:	-10°C ... +60 °C
number of outlets:	max. 2, right-angle, turnable
operating voltage:	6 V
mounting position:	All positions possible
control:	integrated, microelectronic
running-time:	1 to 36 months
max. amount per cycle:	4.50 cc
pressure monitoring:	integrated, electronic
level monitoring:	integrated, reedcontact
error message:	optical via LCD
protection class:	IP 54
housing material:	zinc, polyamide



**Ideal for single or combined relubrication of:**

- + roller & ball bearings
- + linear guides
- + ball screw
- + racks / open gears
- + ball swivel connector

# FlexxPump 1500 DLS



Control	Type	outlets	double-pump bodies	lubrication points	different lubrication amounts	monitoring & control via...	part-no.
pulse-controlled time-controlled	1502	2	1	on request	1	SPS	540-202-100
	1504	4	2		2	SPS	540-404-200
	1506	6	3		3	SPS	540-606-300
	1508	8	4		4	SPS	540-808-400
	1510	10	5		5	SPS	541-010-500

Combination of outlets with Y-tube connectors (134-002-000) possible!

# Controlled minimum quantity lubrication for grease, 24 V DC


function:	piston pump
lubricant volume:	grease, 1500 cc (in grease bellow)
volume per stroke:	0.15 cc per outlet
number of pump strokes:	9500
operating pressure:	70 bar (1000 PSI)
lubricant:	grease, up to NLGI class 2, solid particles possible
operating temperature:	-10°C ... +60°C
number of outlets:	max. 10, straight
operating voltage:	24 V DC (via cable)
connector:	M12 x 1, 4-pole
current consumption 24 V DC:	Imax. 350 mA
mounting position:	vertical cover up
control:	integrated, microelectronic & PLC
running-time:	1 to 36 months
max. amount per cycle:	4.50 cc
pressure monitoring:	integrated, electronic
level monitoring:	integrated, reed contact
error message:	pulse-controlled: PLC time-controlled: optical LCD
optional:	angled plug with integrated LED (see accessories)
protection class:	IP 54
housing material:	aluminum, polyamide



**Ideal for single or combined  
relubrication of:**

- + roller & ball bearings
- + linear guides
- + ball screw
- + racks / open gears
- + ball swivel connector





The lubrication pinions consist of an open-cell polyurethane foam (temperature range -40 °C ... + 120 °C) and are composed of several segments.

Before selecting the lubrication pinion, a choice must be made between lubricating the drive pinion or the rack.

There are several factors that go into this decision and Andantex lubrication experts can advise the best solution based on the application.

The open-cell polyurethane foam material used for the lubrication gears ensures that the teeth are optimally supplied over a very long period of time.

The material stores the lubricant and releases it again in the smallest metered quantities. Over-lubrication is avoided, as well as insufficient lubrication.




# The PU-lubrication Pinion

## Lubrication of open gear drives and racks

The teeth of open drives should preferably be relubricated automatically.

- F01 only for open gears and rack and Pinion drives
- F02 for open gears, rack and Pinion drives  
and linear guides in food and Pharmaceutical sector (NSF)
- F03 for open gears, rack and Pinion drives and linear guides



### Automatic relubrication with polyurethane lubrication-pinions

DLS Schmiersysteme supplies lubrication gears made of PU foam for the automatic, continuous application of the lubricant.

For this purpose, a suitable lubrication gear is brought into contact with the drive gear or the rack.

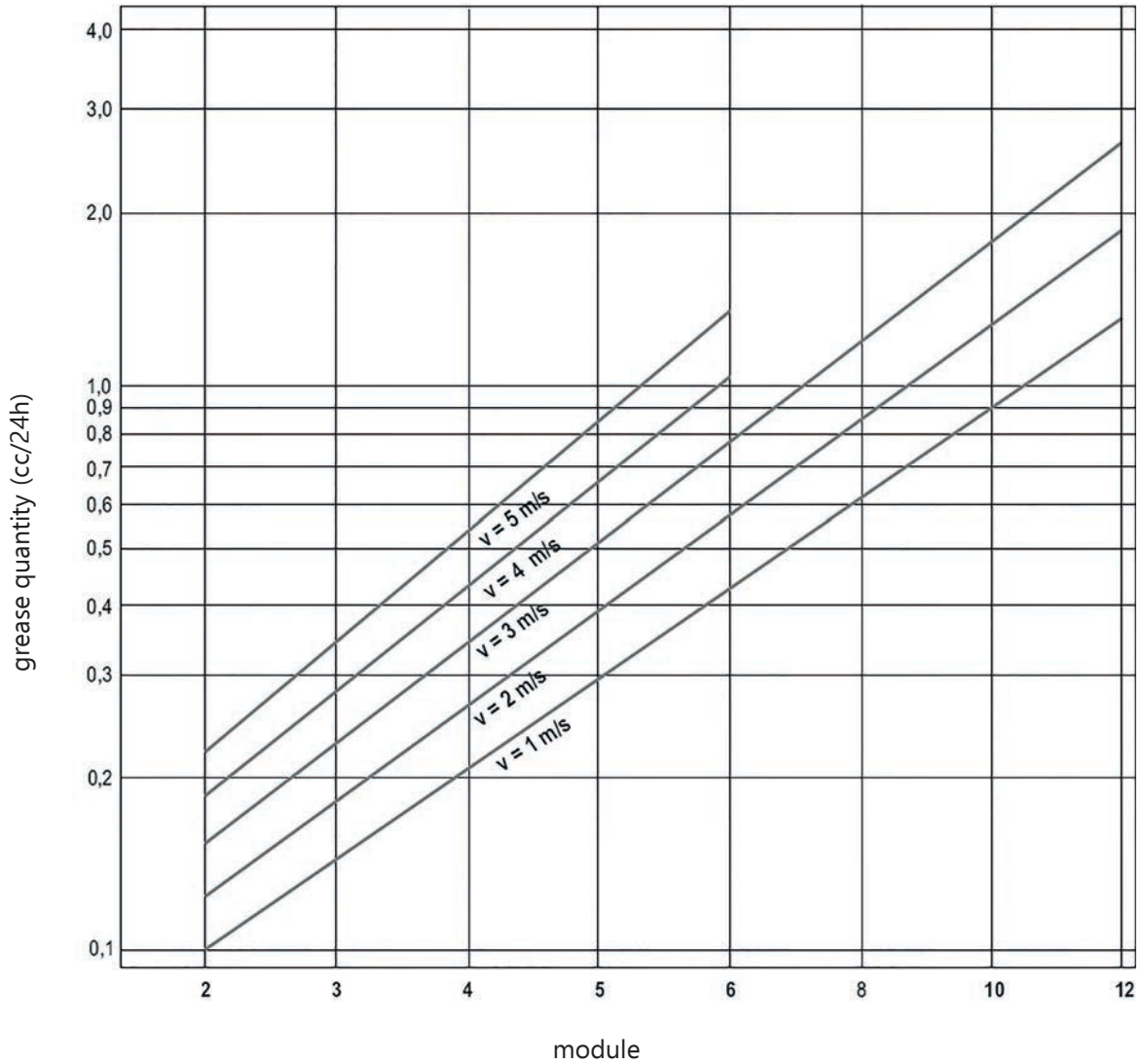
The PU lubrication gear does not transmit any torque, but only transfers the lubricant to the toothing that is in contact.

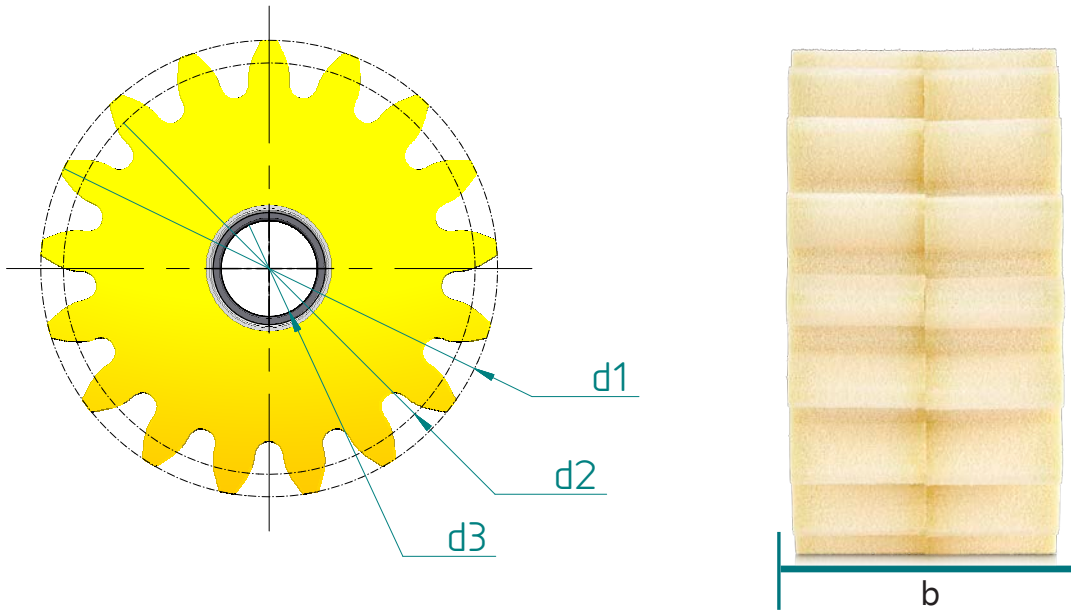
The required relubrication quantities for different gears under different operating conditions can be found in the diagram on the next page.

The diagram is only valid when used with a DLS PU lubricating Pinion and a suitable gear lubricant such as F01, F02 or F03.

**Before using for the first time, the PU lubrication pinions must be filled with a suitable lubricant.**

Grease requirement when lubricating with PU-lubrication-pinions








**Description:**

PU-Lubrication Pinion; straight;  
incl. sleeve and plain bearing;  
toothing according to DIN 867

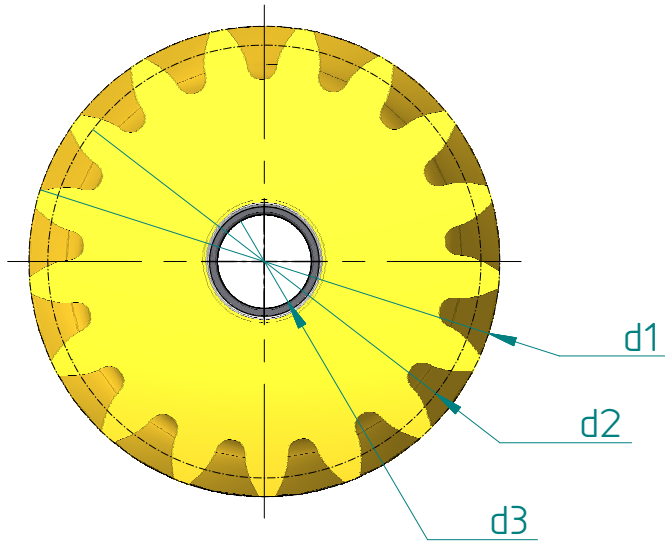
**Material:**

Lubrication Pinion: open-cell PU foam;  
Sleeve: steel


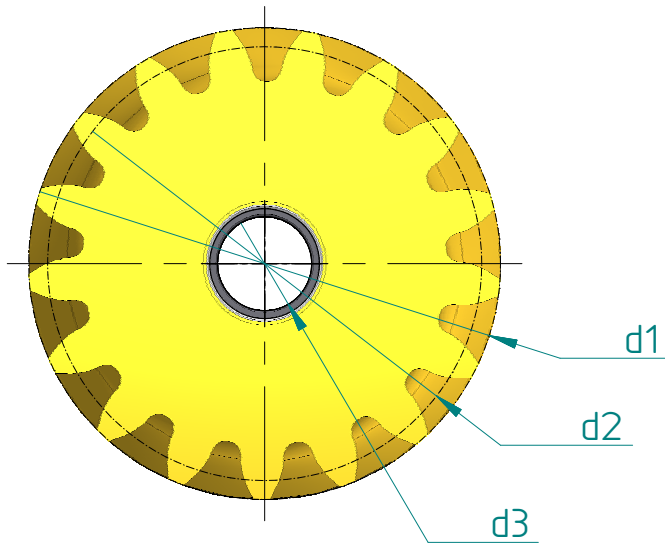
module	z	b	d1	d2	d3	a	flanks	part-no.
1.5	24	15	41.2	38.2	12	20°	straight	130-015-024
2	17	20	40.1	36.1	12	20°	straight	130-020-017
3	17	30	60.1	54.1	12	20°	straight	130-030-017
4	17	40	80.2	72.2	12	20°	straight	130-040-017
5	17	50	100.2	90.2	20	20°	straight	130-050-017
6	17	60	120.2	108.2	20	20°	straight	130-060-017
8	17	80	160.3	144.3	20	20°	straight	130-080-017
10	17	100	200.4	180.4	20	20°	straight	130-100-017
12	8	120	125.9	101.9	20	20°	straight	130-120-008







**helical right**  
Meshes with pinion  
when used with  
standard Andantex  
Racks & pinions

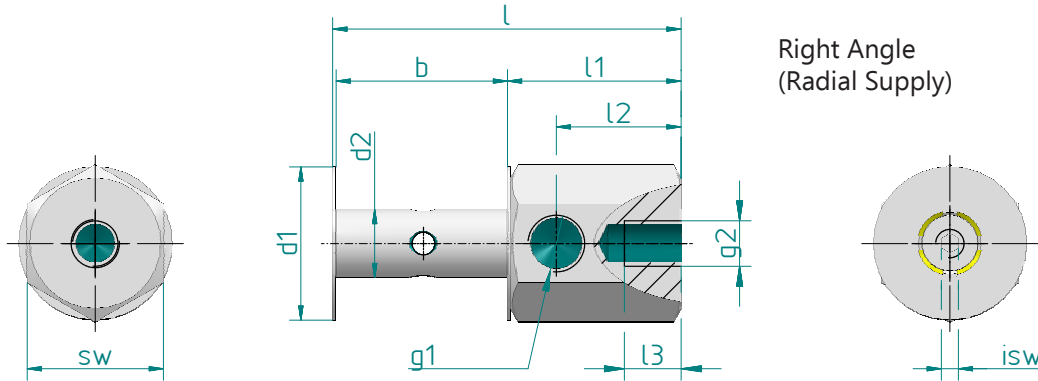


**helical left**  
Meshes with Rack  
when used with  
standard Andantex  
Racks & Pinions



module	z	b	d1	d2	d3	a	$\beta$	flanks	part-no.
1.5	24	15	41.2	38.2	12	20°	19°31'42"	right	131-015-024
								left	132-015-024
2	17	20	40.1	36.1	12	20°	19°31'42"	right	131-020-017
								left	132-020-017
3	17	30	60.1	54.1	12	20°	19°31'42"	right	131-030-017
								left	132-030-017
4	17	40	80.2	72.2	12	20°	19°31'42"	right	131-040-017
								left	132-040-017
5	17	50	100.2	90.2	20	20°	19°31'42"	right	131-050-017
								left	132-050-017
6	17	60	120.2	108.2	20	20°	19°31'42"	right	131-060-017
								left	132-060-017
8	17	80	160.3	144.3	20	20°	19°31'42"	right	131-080-017
								left	132-080-017
10	17	100	200.4	180.4	20	20°	19°31'42"	right	131-100-017
								left	132-100-017
12	8	120	125.9	101.9	20	20°	19°31'42"	right	131-120-008
								left	132-120-008

# Mounting-axis



**Description:**  
Mounting-axis for  
PU-Lubrication Pinion;

**Material:**  
Steel, nickel-plated

module	b	l	l1	l2	d1	d2	g1	g2	l3	sw	isw	part-no.
1.5	15.2	46.4	30.6	22	27	12	G1/8x10mm	M8	10	24	3	133-015-001
2	20.2	51.4	30.6	22	27	12	G1/8x10mm	M8	10	24	3	133-020-001
3	30.2	61.4	30.6	22	27	12	G1/8x10mm	M8	10	24	3	133-030-001
4	40.2	71.4	30.6	22	27	12	G1/8x10mm	M8	10	24	3	133-040-001
5	50.2	81.4	30.6	22	60	20	G1/8x10mm	M8	10	24	4	133-050-001
6	60.2	91.4	30.6	22	60	20	G1/8x10mm	M8	10	24	4	133-060-001
8	80.2	111.4	30.6	22	60	20	G1/8x10mm	M8	10	24	4	133-080-001
10	100.2	131.4	30.6	22	100	20	G1/8x10mm	M8	10	24	4	133-100-001
12	120.2	151.4	30.6	22	100	20	G1/8x10mm	M8	10	24	4	133-120-001

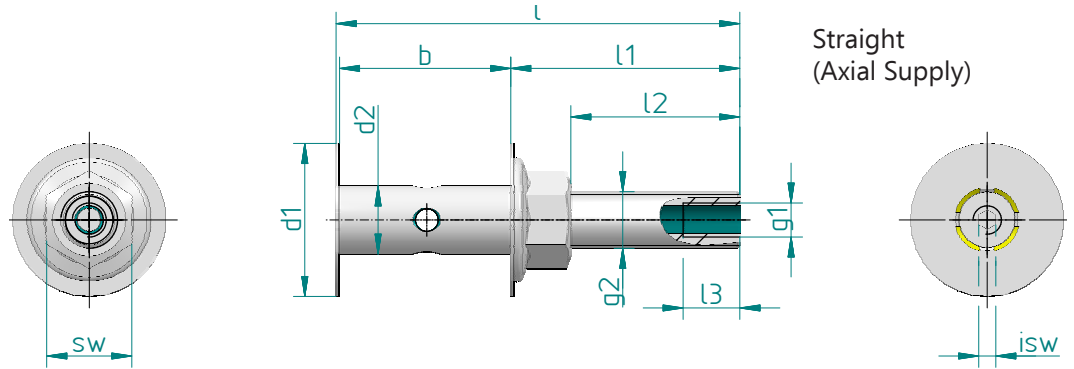


**Description:**

Mounting-axis for  
PU-Lubrication Pinion;

**Material:**


Steel, nickel-plated



Straight  
(Axial Supply)

module	b	l	l1	l2	d1	d2	g1	g2	l3	sw	isw	part-no.
1.5	15.2	60.4	44.6	34.0	27	12	M6	M10	10	15	3	133-015-002
2	20.2	61.2	40.4	29.8	27	12	M6	M10	10	15	3	133-020-002
3	30.2	71.2	40.4	29.8	27	12	M6	M10	10	15	3	133-030-002
4	40.2	81.2	40.4	29.8	27	12	M6	M10	10	15	3	133-040-002
5	50.2	116.4	65.5	48.9	60	20	G1/8	M16	10	24	4	133-050-002
6	60.2	126.4	65.5	48.9	60	20	G1/8	M16	10	24	4	133-060-002
8	80.2	146.4	65.5	48.9	60	20	G1/8	M16	10	24	4	133-080-002
10	100.2	166.4	65.5	48.9	100	20	G1/8	M16	10	24	4	133-100-002
12	120.2	186.4	65.5	48.9	100	20	G1/8	M16	10	24	4	133-120-002

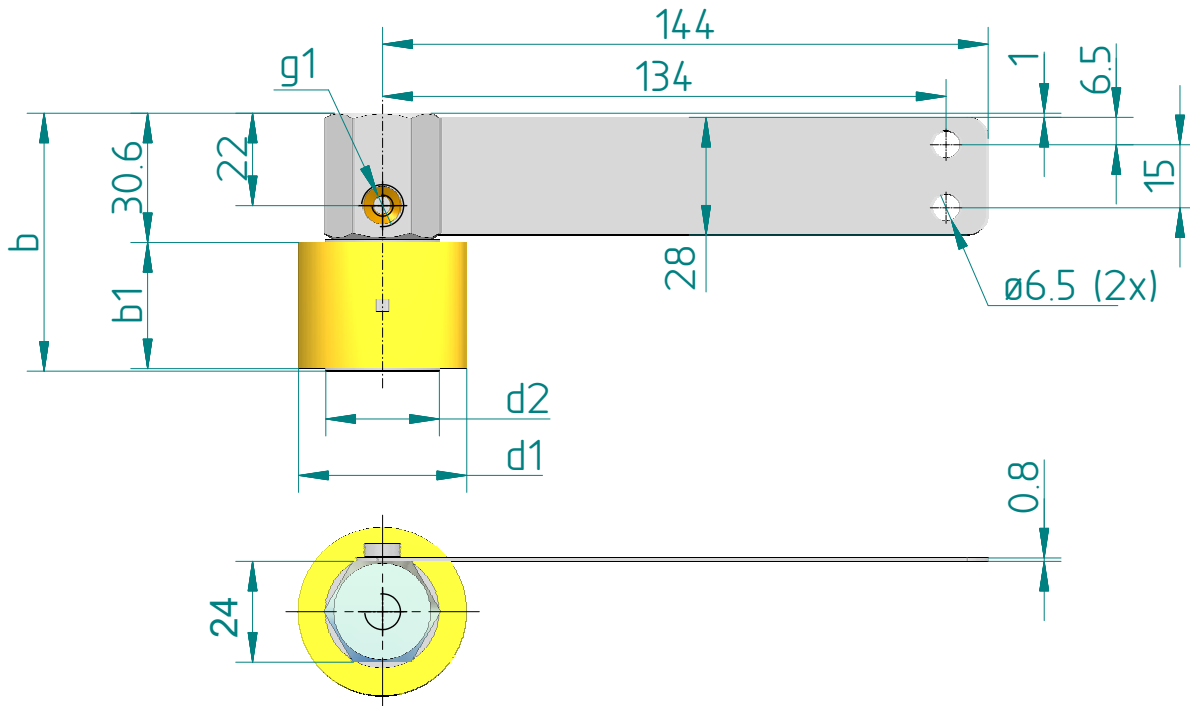




The PU-Lubrication rollers are made from open-cell polyurethane foam (temperature range -30 °C ... +120 °C) and are composed of several segments.

They are particularly suitable for the relubrication of chains or guides.

- + for grease lubrication
- + grease up to NLGI 2
- + Diameter up to 600 mm
- + Contours freely selectable
- + very good emergency running properties
- + Covers and enclosures on request



**Description:**

PU lubrication roller; slide bearing; with one-sided support for radial lubricant supply; Spring plate and screws supplied loose; for grease applications

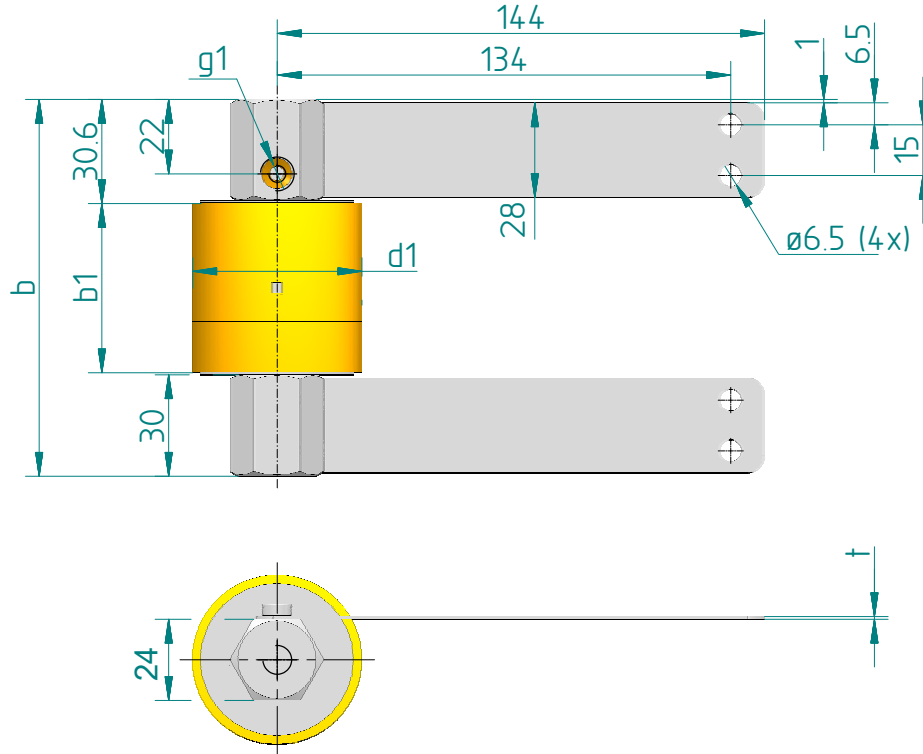
**Material:**

open-cell PU foam;  
Steel, nickel-plated;  
Spring plate in 1.4310

b1	d1	b	d2	g1	part-no.
20	40	51.4	27	M10x1 10mm	127-020-403
24	40	55.4	27	M10x1 10mm	127-024-403
30	40	61.4	27	M10x1 10mm	127-030-403
40	40	71.4	27	M10x1 10mm	127-040-403
45	40	76.4	27	M10x1 10mm	127-045-403
50	65	81.4	45	M10x1 10mm	127-050-653
60	65	91.4	45	M10x1 10mm	127-060-653








**Description:**

PU lubrication roller; slide bearing; with double sided support for one-sided, radial lubricant supply; Spring plate and screws supplied loose; for grease applications

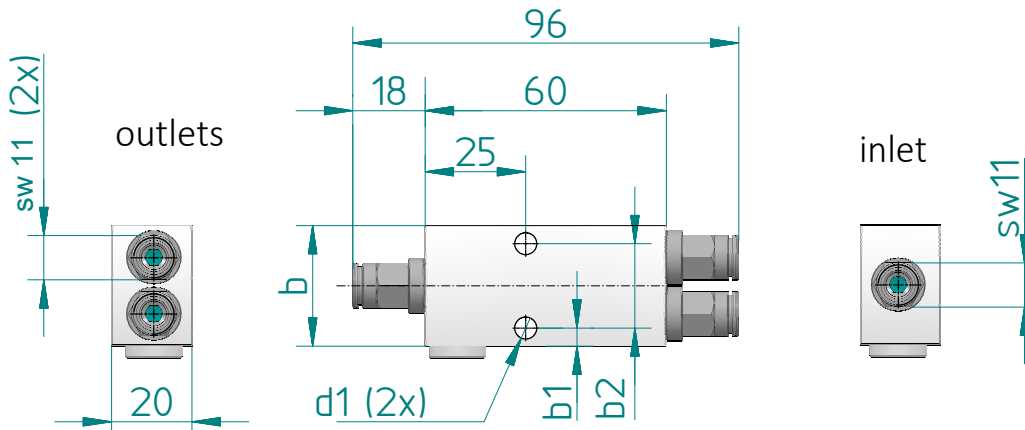
**Material:**

open-cell PU foam;  
Steel, nickel-plated;  
Spring plate in 1.4310

b1	d1	b	g1	t	part-no.
60	65	121.4	M10x1 10mm	0.8	127-060-654
70	65	131.4	M10x1 10mm	0.8	127-070-654
80	65	141.4	M10x1 10mm	0.8	127-080-654
90	65	151.4	M10x1 10mm	0.8	127-090-654



# Splitter for grease



**Description:**

Passive flow dividers (splitters) to expand FlexxPump lubrication points; with tube connectors for tube O.D. 6 mm

**Material:**

Splitter: aluminum  
Connections: brass, nickel-plated

outlets	inlet	tube	outlets	tube	b	b1	b2	d1	part-no.
2	straight	6	straight	6	30	4.5	21	5.5	234-005-002
3	straight	6	straight	6	48	18	15	6.5	234-005-003
4	straight	6	straight	6	60	17.5	25	6.5	234-005-004

The splitters must be connected as close as possible to the outlets of the FlexxPump.

The splitters are designed to work with piston pumps from the FlexxPump series.

Only one splitter can be installed at each outlet of the FlexxPump.  
Depending on the type, the FlexxPump Splitter can be connected:

- FlexxPump 125 max. 1 splitter with 4 outlets
- FlexxPump 400 max. 4 splitters with 4 outlets each
- FlexxPump 1500 max. 10 splitters with 4 outlets each

It is not possible to operate two or more splitters on one pump outlet  
(no cascading of distributors!)

It is important to ensure that the tube lengths after the distributor are the same.

The splitters can be used for greases up to NLGI 2, preferably with grease from the DLS range.

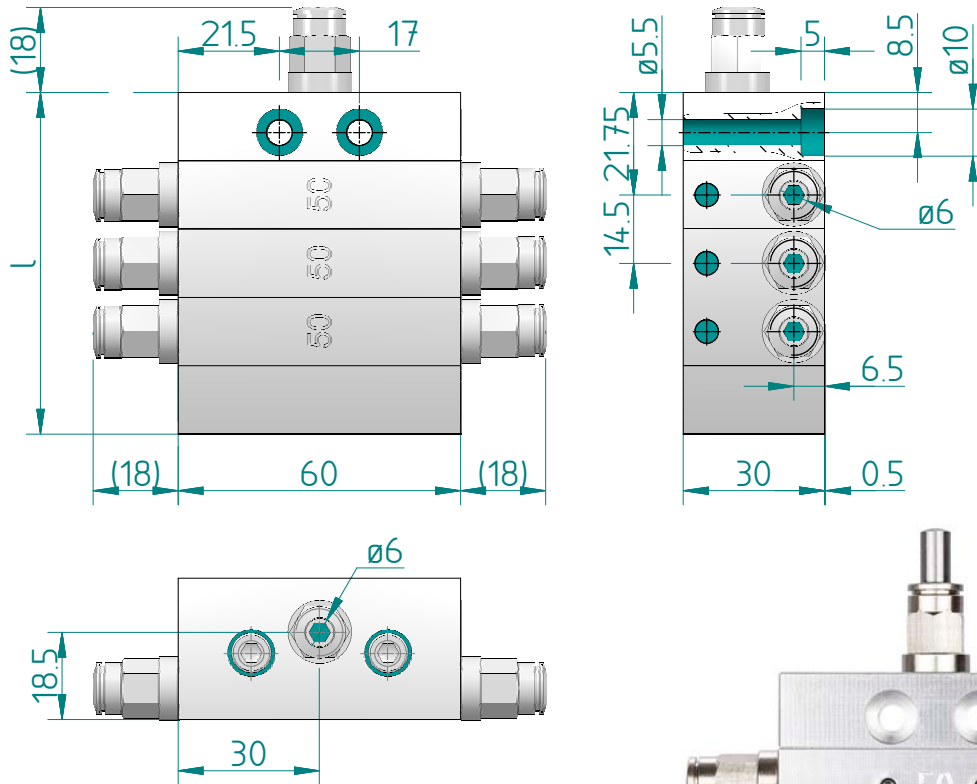
The splitters can not be used when using lubricants with solid particles.

Operating temperature range: +10 °C... +60 °C

The splitters are vented with oil with H1 approval on delivery.



# Progressive distributors



## Description:

DLS Progressive distributors offer a light weight solution using variable disc construction and are available for use with the complete range of FlexxPUMPS Lubricant quantities based on DLS Grease lubricants.

## Material:

Distributor: aluminum;  
Connections: brass, nickel-plated



6-way disc distributor with 3 dosing discs including 6mm, straight tube connectors at inlet and outlets.

outlets	inlet	tube	outlets	tube	l	part-no.
2	straight	6	straight	6	72.5	238-000-002
3	straight	6	straight	6	72.5	238-000-003
4	straight	6	straight	6	72.5	238-000-004
5	straight	6	straight	6	72.5	238-000-005
6	straight	6	straight	6	72.5	238-000-006
7	straight	6	straight	6	87.0	238-000-007
8	straight	6	straight	6	87.0	238-000-008
9	straight	6	straight	6	101.5	238-000-009
10	straight	6	straight	6	101.5	238-000-010

#### Standard design:

- Modular disk constructed distributors in lightweight aluminum for use with FlexxPump 125/400/1500 & DLS greases
- 2 to 10 outlets per distributor possible
- Tube connection to inlet and outlets straight for tube 6 mm OD
- Maximum pressure 100 bar (1450 PSI)
- Dosing volume 50 mm<sup>3</sup>

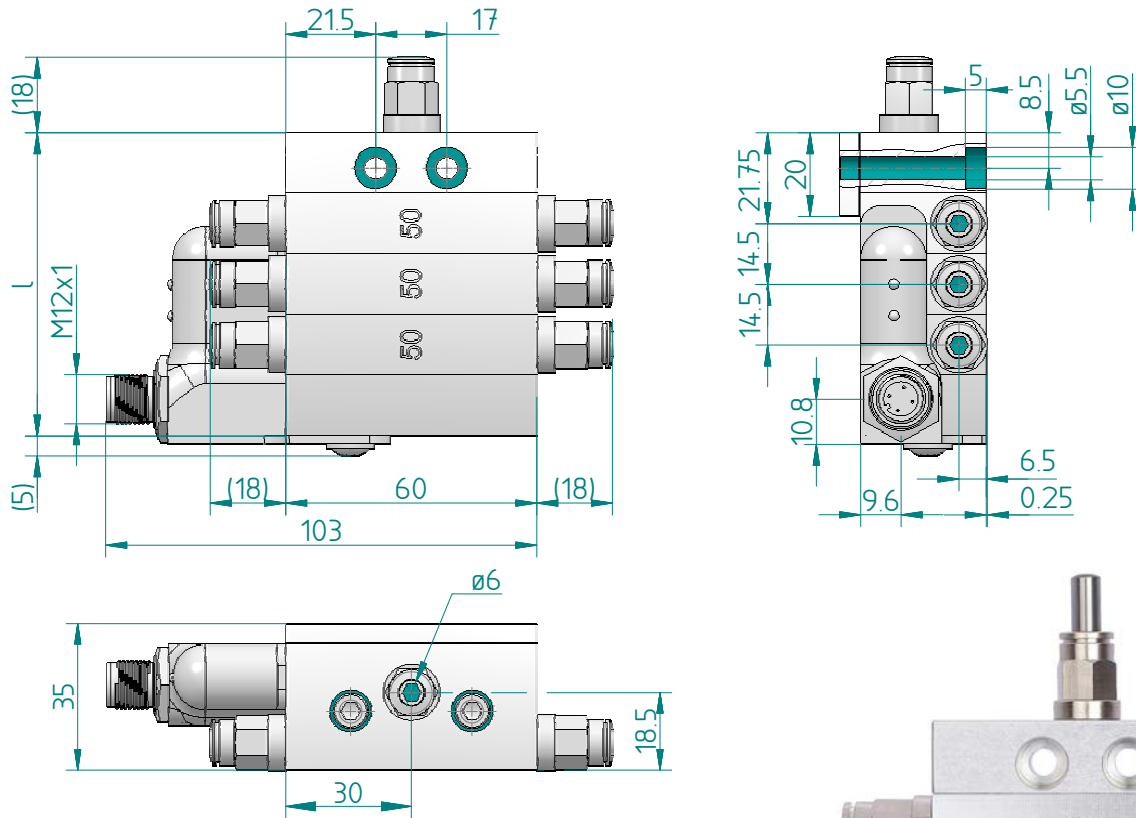
#### Special design (on request):

- Tube connection in various designs, straight / angled
- Different tube diameters, 4/6/8 mm at inlet or outlet
- Determination of the locations of the outlets
- Different delivery quantities per outlet through disk elements with different dosing volume (25/50/100 mm<sup>3</sup>)

#### Good to know:

- Only suitable DLS lubricant can be used!
- Operating temperature range: -20 °C ... + 60 °C (depending on the lubricant used)
- Cannot be used in series in conjunction with FlexxPump 125/400/1500 (no main and secondary distributors / cascading)
- Vented with oil with H1 approval

# Progressive Distributors with circulation monitoring



**Description:**

DLS Progressive distributors offer a light weight solution using variable disc construction and are available for use with the complete range of FlexxPUMPS Output quantities based on DLS grease lubricants.

**Material:**

Distributor: aluminum  
Connections: brass, nickel-plated



6-way disc distributor with 3 dosing discs including 6mm, straight tube connectors at inlet and outlets.



outlets	inlet	tube	outlets	tube	l	part-no.
2	straight	6	straight	6	72.5	238-010-002
3	straight	6	straight	6	72.5	238-010-003
4	straight	6	straight	6	72.5	238-010-004
5	straight	6	straight	6	72.5	238-010-005
6	straight	6	straight	6	72.5	238-010-006
7	straight	6	straight	6	87.0	238-010-007
8	straight	6	straight	6	87.0	238-010-008
9	straight	6	straight	6	101.5	238-010-009
10	straight	6	straight	6	101.5	238-010-010

### Standard design:

- Modular disk constructed distributors in lightweight aluminum for use with FlexxPump 125/400/1500 & DLS greases
- With circulation monitoring to control the correct operation of all outlets
- 2 to 10 outlets per distributor possible
- Tube connection to inlet and outlets straight for tube 6 mm OD
- Maximum pressure 100 bar (1450 PSI)
- Dosing volume 50 mm<sup>3</sup>

### Special design (on request):

- Tube connection in various designs, straight / angled
- Different tube diameters, 4/6/8 mm at inlet or outlet
- Determination of the locations of the outlets
- Different delivery quantities per outlet through disk elements with different dosing volume (25/50/100 mm<sup>3</sup>)

### Good to know:

- Only suitable DLS lubricant can be used!
- Operating temperature range: -20 °C ... + 60 °C (depending on the lubricant used)
- Cannot be used in series in conjunction with FlexxPump 125/400/1500 (no main and secondary distributors / cascading)
- Vented with oil with H1 approval



**Application:**

Push - In Tube connectors

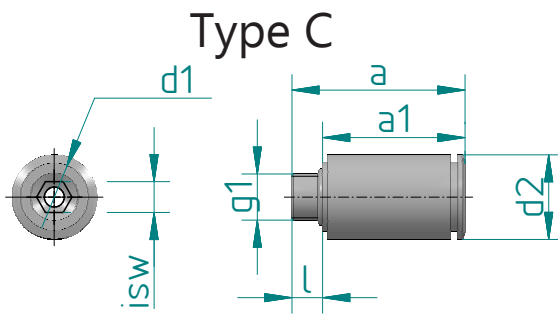
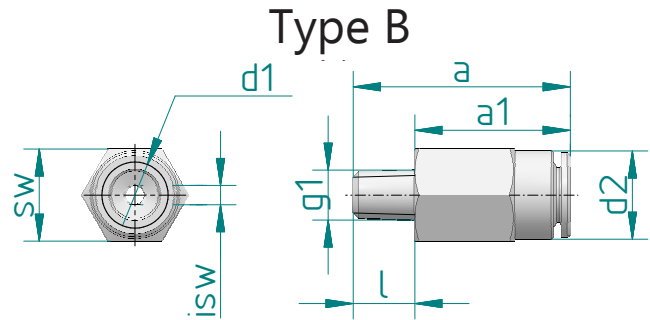
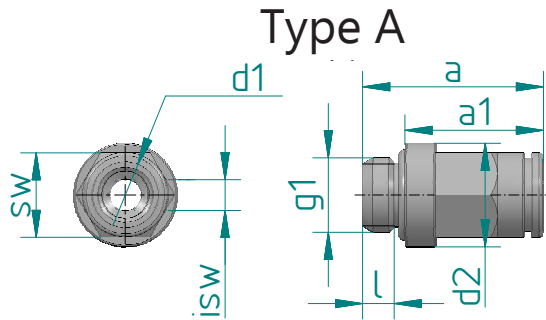
**Technical specifications:**

- operating pressure 80 bar (1160 PSI)
- operating temperature -20 °C... +80 °C
- material Ms 58 (nickel-plated), NBR, stainless steel

**Features:**

- sealing at the connection point with integrated O-rings
- easy assembly of the tubes
- all straight tube connectors with additional hexagon socket

# Tube connectors, straight




**Description:**  
Tube connector straight

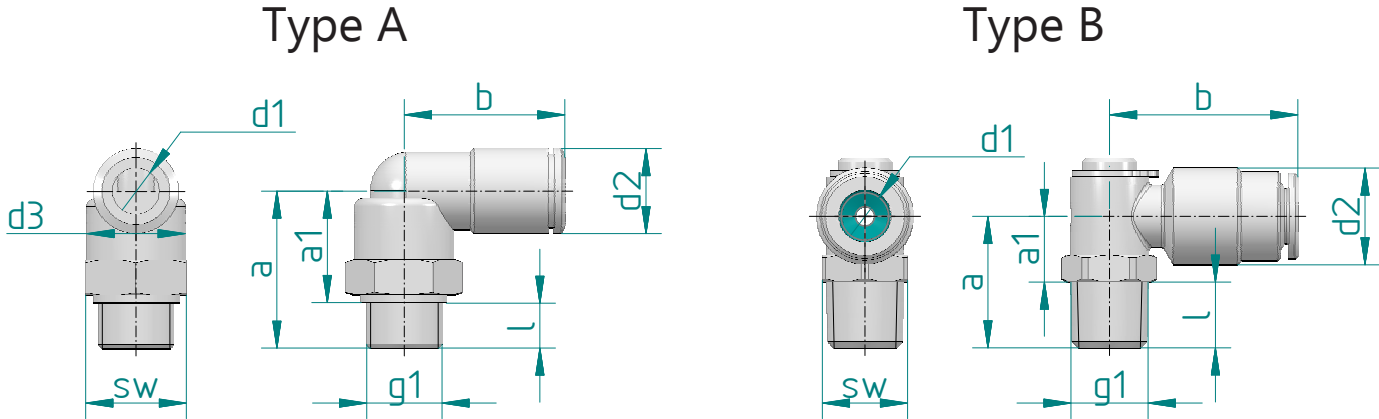
**Material:**  
brass, nickel-plated

# Threaded connection to push-in tube

d1	g1	type	d2	a	a1	l	g1	sw	isw	part-no.
4	M3	C	9	21.3	16.3	5	DIN 13-1	-	1.5	134-000-017
4	M5	C	9	20.5	16.5	4	DIN 13-1	-	2.5	134-000-016
4	M6x0.75	C	9	23.5	16.5	5	DIN 13-2	-	2.5	134-000-009
4	M6	C	9	23.5	16.5	7	DIN 13-1	-	2.5	134-000-006
4	G1/8	A	13.5	24	18	5	ISO 228-1	9	2.5	134-000-012
6	M5	C	11	22.5	17.8	4	DIN 13-1	-	2.5	134-000-015
6	M6x0.75	C	11	22.5	17.8	5	DIN 13-2	-	2.5	134-000-010
6	M6	B	11.5	28.2	20	8	DIN 158-1	12	2.5	134-000-014
6	M6	C	11	22.5	18.5	4	DIN 13-1	-	2.5	134-000-001
6	M8x1	B	11	25.8	17.8	8	DIN 158-1	11	4	134-000-005
6	M10x1	A	13.5	24	18	6	DIN 13-3	11	4	134-000-011
6	G1/8	A	13.5	24	18.5	5	ISO 228-1	11	4	134-000-002
6	G1/4	A	17	24	16	8	ISO 228-1	11	4	134-000-004
6	R1/8 BSPT	A	12	26	18	8	DIN 2999-5	13	4	134-000-003
8	M10x1	A	13	26.5	20.5	6	DIN 13-2	13	5	134-000-019
8	G1/8	A	11	26.5	20.5	6	ISO 228-1	13	5	134-000-008
8	G1/4	A	17	23.5	17	6.5	ISO 228-1	13	6	134-000-018



# Tube connectors, right-angle



**Description:**  
Tube connector right-angle;  
360° rotatable

**Material:**  
brass, nickel-plated

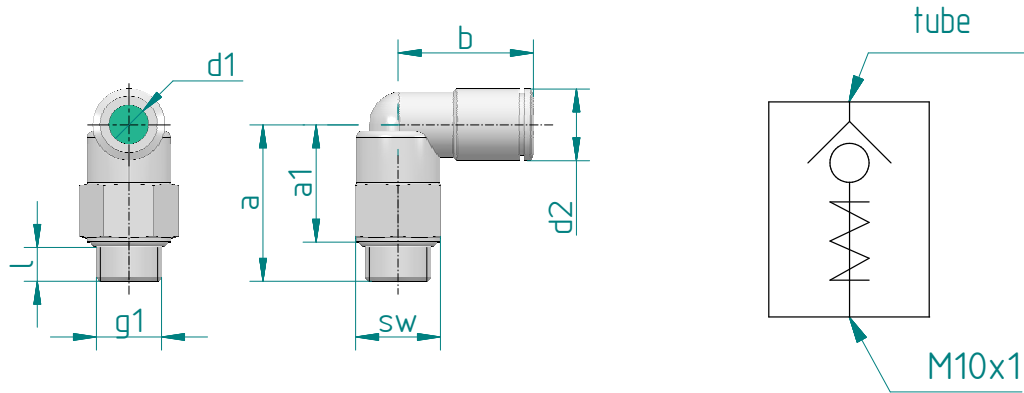
# Threaded Connection to Push-In Tube

d1	g1	type	d2	a	a1	b	l	g1	sw	part-no.
4	M3	A	9.1	16	11	18.2	5	DIN 13-1	6	134-001-021
4	M5	A	9	14.8	10.8	18	4	DIN 13-1	9	134-001-020
4	M6x0.75	A	9	15.8	10.8	18	5	DIN 13-2	9	134-001-011
4	M6	A	9	15.8	10.8	17.2	5	DIN 13-1	9	134-001-007
4	G1/8	A	9	14.8	8.9	20	5.9	ISO 228-1	13	134-001-018
6	M5	A	11	14.8	10.8	21	4	DIN 13-1	9	134-001-019
6	M6	A	11	15.5	10.5	20.5	5	DIN 13-1	9	134-001-001
6	M6x0.75	A	11	15.8	10.8	20.8	5	DIN 13-2	9	134-001-012
6	M6	B	11	16.5	8.5	24.3	8	DIN 13-1	11	134-001-014
6	M8x1	B	11	17.8	11	17.2	6.8	DIN 13-2	9	134-001-010
6	M10x1	A	11	20.3	14.4	20.8	5.9	DIN 13-2	13	134-001-006
6	M10x1	A	11	24	18	20.5	6	DIN 13-2	13	134-001-017
6	R1/8	B	11.5	17	8.5	24.3	8.5	DIN 2999-5	11	134-001-016
6	G1/8	A	11	20.3	14.4	20.8	5.9	ISO 228-1	13	134-001-002
6	G1/4	A	11	24	16	21.5	7	ISO 228-1	13	134-001-009
8	M10x1	A	13	24.5	18.5	23.5	6	DIN 13-2	13	134-001-023
8	G1/8	A	13	20.3	14.3	24	6	ISO 228-1	13	134-001-024
8	G1/4	A	13	23.3	16.8	23.5	6.5	ISO 228-1	13	134-001-022
8	M6	A	13	19.5	14.5	23.5	5	DIN 13-1	13	134-001-025





# Tube connectors with check valve



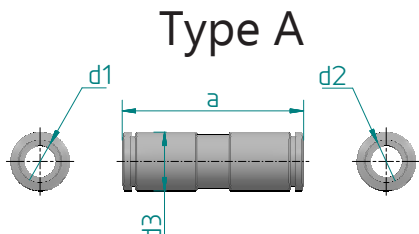
## Description:

Tube connector with integrated check valve;  
right-angled; 360° rotatable;

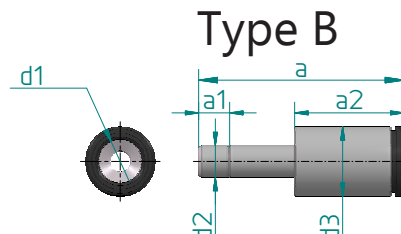
## Material:

brass, nickel-plated;  
seal: NBR

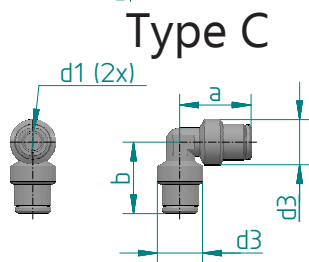
d1	g1	d2	a	a1	b	l	sw	part-no.
4	M10x1	9	24	18	20	5.5	13	134-001-200
6	M10x1	11	24	18	20.5	5.5	13	134-001-201
8	M10x1	13	25	19	23.5	5.5	13	134-001-202



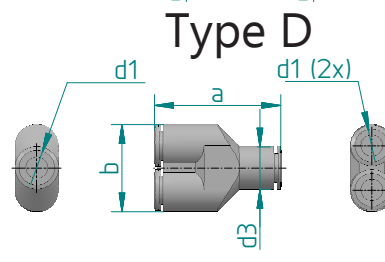
Type A



Type B



Type C



Type D

**Description:**  
Connections and Reducers; straight or right-angled

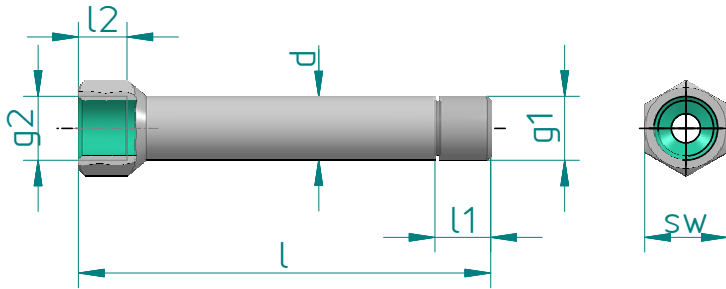
**Material:**  
brass, nickel-plated;

type	d1	d2	d3	a	a1	a2	b	part-no.
A	4	4	9	32	--	--	--	134-000-111
A	6	4	11	34	--	--	--	134-000-106
A	6	6	11	34	--	--	--	134-000-104
A	6	8	13	39	--	--	--	134-000-105
B	4	6	9	30.5	5.1	12.5	--	134-000-110
B	6	4	11	35	10.8	17.8	--	134-000-109
B	8	6	13	38.5	11.6	20.5	--	134-000-108
C	4	-	9	17.5	--	--	17.5	134-001-106
C	6	-	11	20.1	--	--	20.1	134-001-104
D	6	6	12	35.5	--	--	24.5	134-002-000
D	8	8	14	37.9	--	--	28.5	134-002-023

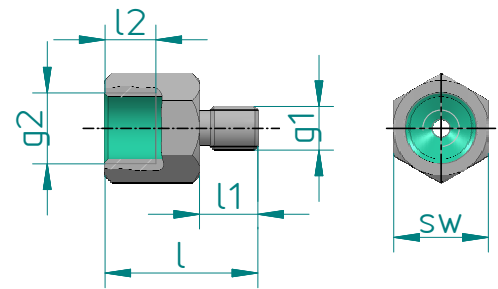


# Threaded Unions

## Type A

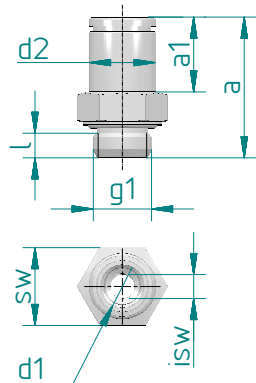


## Type B

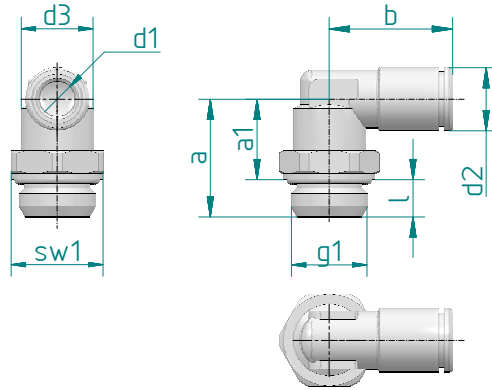


type	g1	g2	l	l1	l2	d	sw	material	part-no.
A	G1/8	G1/8	50.0	12	15.0	14	17	brass, nickel-plated	134-000-703
A	G1/4	G1/4	85.0	11.5	10.0	13	17	Galvanized steel	134-000-701
A	G1/4	G1/4	104.0	11.5	10.0	13	17	Galvanized steel	134-000-702
A	G1/4	G1/4	122.0	13.5	10.0	14	17	Steel, nickel-plated	134-000-712
B	M3	M6	17.5	5.5	7	--	9	brass, nickel-plated	134-000-709
B	M4	M3	16	5	6	--	6	brass, nickel-plated	134-000-707
B	M4	M6	18.5	5	7	--	9	brass, nickel-plated	134-000-708
B	M6	M10x1	21	6.5	7	--	13	brass, nickel-plated	134-000-704
B	M6	G1/8	21	6.5	7	--	13	brass, nickel-plated	134-000-705
B	M8	M6	19.2	9	7.5	--	10	brass, nickel-plated	134-000-706
B	M8	G1/8	24	8.5	8	--	17	brass, nickel-plated	134-000-710
B	M10x1	G1/4	24	8.5	8	--	17	brass, nickel-plated	134-000-711
B	G1/8	G1/4	35	7	12	13	17	Steel, nickel-plated	134-000-700

## Type A



## Type B



### Description type A:

Tube connector straight

### Description type B:

Tube connector right-angle;  
360° rotatable; cylindrical thread

### Material:

1.4401; Seal: FKM

type	d1	d2	a	a1	b	g1	l	sw	isw	part-no.
A	4	9	20.5	7	-	M5	4	9	2.5	134-000-901
A	4	9	19	9	-	G1/8	5.5	13	3	134-000-902
A	6	11	22.5	17.5	-	M5	4	-	2.5	134-000-904
A	6	11	23.5	12.5	-	G1/8	5.5	13	4	134-000-905
A	6	11	20	13.5	-	G1/4	6.5	16	4	134-000-906
A	8	13	26	21.5	-	G1/8	5.5	13	5	134-000-907
A	8	13	26	20.5	-	G1/4	6.5	13	5	134-000-908
B	4	9	14.8	10.8	18.2	M5	4	13		134-001-901
B	4	9	19.3	13.8	20	G1/8	5.5	13		134-001-902
B	4	9	20.5	14	20	G1/4	6.5	16		134-001-903
B	6	11	17.6	13.6	20.5	M5	4	9		134-001-904
B	6	11	19.3	13.8	21.5	G1/8	5.5	13		134-001-905
B	6	11	20.5	14	21.5	G1/4	6.5	16		134-001-906
B	8	13	19.3	14.6	23.5	G1/8	4.7	13		134-001-907
B	8	13	20.5	14	23.5	G1/4	6.5	16		134-001-908



We provide you selected high-performance lubricants, suitable for your application

Lubricating greases are the first choice when lubricants have to stay at the friction point as long as possible. In addition to the best lubrication, they protect friction points against external influences such as splash water, moisture and dirt they also protect against corrosion and wear.

On the following pages you will find the right lubricant for every application.




# Grease F01

## Standard grease for open gears

### Grease F01 | DIN 51825 OGP0N-30 | NLGI-class 0...1

- Based on lithium / calcium complex with high pressure additives, which are connected to the soap structure and thus have safe access to the metal surface
- Heat-resistant, has good corrosion protection properties and does not contain solid lubricants



#### Performance:


- Developed as a lubricating grease for highly loaded open gear drives
- Due to its high temperature properties, it is suitable for a wide range of applications where high temperatures are associated with extreme loads
- Can also be recommended for plain bearings / bushings

Operating temperature range -30 °C to + 150 °C

description	lubricant	volume	usage	part-no.
cartridge for FlexxPump 125	F01	125 cc	FlexxPump 125	000-101-101
cartridge for FlexxPump 125	F01	250 cc	FlexxPump 125	000-101-102
cartridge for FlexxPump 250	F01	250 cc	FlexxPump 250	000-101-103
cartridge for FlexxPump 400	F01	400 cc	FlexxPump 400	000-101-105
grease bellow for FlexxPump 1500	F01	1500 cc	FlexxPump 1500	000-101-115
tin	F01	1 kg		000-101-210
cartridge for grease gun (DIN 1284)	F01	400 cc		000-101-220
hobbock	F01	18 kg		000-101-240
barrel	F01	180 kg		000-101-250



description	lubricant	length	part-no.
tube 6x4	F01	2 m	134-023-001
tube 6x4	F01	5 m	134-053-001
tube 6x4	F01	10 m	134-003-001
tube 8x5	F01	10 m	134-008-001






### Grease F02 | DIN 51502 KP2R-25 | NLGI-class 2

- Synthetic special grease for high specific loads
- A special additive gives this special grease high thermal and oxidation stability as well as good corrosion and wear protection properties
- NSF / H1 approval



#### Performance:

- cold, hot water and steam resistant
- high oxidation and thermal stability
- high load-bearing capacity, good wear protection
- long service life and wide service temperature range
- high lubricating effect with low friction coefficients




Operating temperature range -40 °C to + 140 °C

description	lubricant	volume	usage	part-no.
cartridge for FlexxPump 125	F02	125 cc	FlexxPump 125	000-102-101
cartridge for FlexxPump 125	F02	250 cc	FlexxPump 125	000-102-102
cartridge for FlexxPump 250	F02	250 cc	FlexxPump 250	000-102-103
cartridge for FlexxPump 400	F02	400 cc	FlexxPump 400	000-102-105
grease bellow for FlexxPump 1500	F02	1500 cc	FlexxPump 1500	000-102-115
tin	F02	1 kg		000-102-210
cartridge for grease gun (DIN 1284)	F02	400 cc		000-102-220
hobbock	F02	18 kg		000-102-240
barrel	F02	180 kg		000-102-250

description	lubricant	length	part-no.
tube 6x4	F02	2 m	134-023-002
tube 6x4	F02	5 m	134-053-002
tube 6x4	F02	10 m	134-003-002
tube 8x5	F02	5 m	134-008-002



# Grease F03

## Linear guides & ball screw




### Grease F03 | DIN 51825 KP2K-20 | NLGI-class 2

- very short-fiber and homogeneous lithium saponified universal grease with a mineral oil that is used for the lubrication of roller and plain bearings and can be used for medium to high loads
- very adhesive; suitable for short stroke applications
- water-resistant and anti-corrosive



#### Performance:


- Lubrication of linear guides (recirculating ball guides, roller guides and Ball screws)
- Can be used together with a lubrication Pinion and continuous relubrication for open gears
- Very good eligibility in relubrication facilities



Operating temperature range -20 °C to + 120 °C


description	lubricant	volume	usage	part-no.
cartridge for FlexxPump 125	F03	125 cc	FlexxPump 125	000-103-101
cartridge for FlexxPump 125	F03	250 cc	FlexxPump 125	000-103-102
cartridge for FlexxPump 250	F03	250 cc	FlexxPump 250	000-103-103
cartridge for FlexxPump 400	F03	400 cc	FlexxPump 400	000-103-105
grease bellow for FlexxPump 1500	F03	1500 cc	FlexxPump 1500	000-103-115
tin	F03	1 kg		000-103-210
cartridge for grease gun (DIN 1284)	F03	400 cc		000-103-220
hobbock	F03	18 kg		000-103-240
barrel	F03	170 kg		000-103-250

description	lubricant	length	part-no.
tube 4x2,5	F03	5 m	102-011-013
tube 6x4	F03	2 m	134-023-003
tube 6x4	F03	5 m	134-053-003
tube 6x4	F03	10 m	134-003-003
tube 8x5	F03	10 m	134-008-003



### Grease F04 | DIN 51502 KP2K-20 | NLGI-class 2

- Lithium-calcium saponified multi-purpose grease with a mineral oil that can be used for the lubrication of roller and slide bearings under medium loads
- Suitable for intermittent shock loads; water-resistant and anti-corrosive



#### Performance:

- Lubrication of ball and roller bearings; ball screw
- Can be used together with a lubrication Pinion for continuous relubrication for open gears
- Good eligibility in relubrication facilities and distributor

Operating temperature range -30 °C to + 130 °C

description	lubricant	volume	usage	part-no.
cartridge for FlexxPump 125	F04	125 cc	FlexxPump 125	000-104-101
cartridge for FlexxPump 125	F04	250 cc	FlexxPump 125	000-104-102
cartridge for FlexxPump 250	F04	250 cc	FlexxPump 250	000-104-103
cartridge for FlexxPump 400	F04	400 cc	FlexxPump 400	000-104-105
grease bellow for FlexxPump 1500	F04	1500 cc	FlexxPump 1500	000-104-115
tin	F04	1 kg		000-104-210
cartridge for grease gun (DIN 1284)	F04	400 cc		000-104-220
hobbock	F04	18 kg		000-104-240
barrel	F04	180 kg		000-104-250


description	lubricant	length	part-no.
tube 6x4	F04	2 m	134-023-004
tube 6x4	F04	5 m	134-053-004
tube 6x4	F04	10 m	134-003-004
tube 8x5	F04	10 m	134-008-004

# Grease F05

## Special grease for open gears

### Grease F05 | DIN 51502 KPF2-P | NLGI-class 2

- Aluminum complex soap with graphite additives
- Highly viscous mineral oil
- Heat-resistant and anti-corrosive




#### Performance:

- Lubrication of heavily loaded gears
- Can be pumped very well till 0 °C

Operating temperature range -20 °C to + 150 °C

description	lubricant	volume	usage	part-no.
cartridge for FlexxPump 125	F05	125 cc	FlexxPump 125	000-105-101
cartridge for FlexxPump 125	F05	250 cc	FlexxPump 125	000-105-102
cartridge for FlexxPump 250	F05	250 cc	FlexxPump 250	000-105-103
cartridge for FlexxPump 400	F05	400 cc	FlexxPump 400	000-105-105
grease bellow for FlexxPump 1500	F05	1500 cc	FlexxPump 1500	000-105-115
tin	F05	1 kg		000-105-210
cartridge for grease gun (DIN 1284)	F05	400 cc		000-105-220
hobbock	F05	18 kg		000-105-240
barrel	F05	185 kg		000-105-250

description	lubricant	length	part-no.
tube 6x4	F05	5 m	134-053-005
tube 6x4	F05	10 m	134-003-005
tube 8x5	F05	5 m	134-008-005



### Grease F06

- synthetic, high viscosity lubricant
- excellent corrosion protection
- very wide temperature range

#### Performance:

- Lubrication of highly stressed friction points (e.g. gears, chains)
- Water resistant
- Very high tendency to stick prevents being thrown off
- Pumpability in lubrication systems: 0 °C ... + 80 °C


Operating temperature range: -10 °C ... + 250 °C

description	lubricant	volume	usage	part-no.
cartridge for FlexxPump 125	F06	125 cc	FlexxPump 125	000-106-101
cartridge for FlexxPump 125	F06	250 cc	FlexxPump 125	000-106-102
cartridge for FlexxPump 250	F06	250 cc	FlexxPump 250	000-106-103
cartridge for FlexxPump 400	F06	400 cc	FlexxPump 400	000-106-105
grease bellow for FlexxPump 1500	F06	1500 cc	FlexxPump 1500	000-106-115
tin	F06	1 kg		000-106-210
hobbock	F06	18 kg		000-106-240
barrel	F06	180 kg		000-106-250

description	lubricant	length	part-no.
tube 6x4	F06	5 m	134-053-006
tube 6x4	F06	10 m	134-003-006
tube 8x5	F06	5 m	134-008-006

# Grease F07

## High temperature-special grease for bearing





### Grease F07 | DIN 51825 KPHC2P-40 | NLGI-class 2

- synthetic (polyalphaolefin) high-performance grease
- small proportions of PTFE as a solid lubricant
- large temperature range

#### Performance:

- Sliding and roller bearing; KGT nuts; Recirculating ball bearings
- Pumpability in lubrication systems: -40 °C ... + 80 °C

Operating temperature range: -40 °C ... + 160 °C





description	lubricant	volume	usage	part-no.
cartridge for FlexxPump 125	F07	125 cc	FlexxPump 125	000-107-101
cartridge for FlexxPump 125	F07	250 cc	FlexxPump 125	000-107-102
cartridge for FlexxPump 250	F07	250 cc	FlexxPump 250	000-107-103
cartridge for FlexxPump 400	F07	400 cc	FlexxPump 400	000-107-105
grease bellow for FlexxPump 1500	F07	1500 cc	FlexxPump 1500	000-107-115
tin	F07	1 kg		000-107-210
cartridge for grease gun (DIN 1284)	F07	400 cc		000-107-220
hobbock	F07	18 kg		000-107-240
barrel	F07	180 kg		000-107-250

description	lubricant	length	part-no.
tube 6x4	F07	5 m	134-053-007
tube 6x4	F07	10 m	134-003-007
tube 8x5	F07	10 m	134-008-007


# Grease F08

## Low temperature-special grease for bearing



### Grease F08 | DIN 51502 KP HC 2 P-40 | NLGI-class 2

- fully synthetic grease
- very good wear and corrosion protection
- easily pumpable at low temperatures



#### Performance:

- Sliding and roller bearing; KGT nuts; Recirculating ball bearings
- Pumpability in lubrication systems: -25 °C ... + 80 °C

Operating temperature range: -40 °C ... + 180 °C

description	lubricant	volume	usage	part-no.
cartridge for FlexxPump 125	F08	125 cc	FlexxPump 125	000-108-101
cartridge for FlexxPump 125	F08	250 cc	FlexxPump 125	000-108-102
cartridge for FlexxPump 250	F08	250 cc	FlexxPump 250	000-108-103
cartridge for FlexxPump 400	F08	400 cc	FlexxPump 400	000-108-105
grease bellow for FlexxPump 1500	F08	1500 cc	FlexxPump 1500	000-108-115
tin	F08	1 kg		000-108-210
cartridge for grease gun (DIN 1284)	F08	400 cc		000-108-220
hobcock	F08	18 kg		000-108-240
barrel	F08	180 kg		000-108-250

description	lubricant	length	part-no.
tube 6x4	F08	5 m	134-053-008
tube 6x4	F08	10 m	134-003-008
tube 8x5	F08	10 m	134-008-008

# Grease F09

## Special grease for fast moving roller bearing



### Grease F09 | DIN 51502 KP 2K-30 | NLGI-class 2

- Lithium special soap
- Mineral oil based with additives

#### Performance:

- Lubrication of high-speed bearings and gears, KGT; Spindle and plain bearings
- Pumpability in lubrication systems: -10 °C ... + 80 °C




Operating temperature range -10 °C to + 80 °C



description	lubricant	volume	usage	part-no.
cartridge for FlexxPump 125	F09	125 cc	FlexxPump 125	000-109-101
cartridge for FlexxPump 125	F09	250 cc	FlexxPump 125	000-109-102
cartridge for FlexxPump 250	F09	250 cc	FlexxPump 250	000-109-103
cartridge for FlexxPump 400	F09	400 cc	FlexxPump 400	000-109-105
grease bellow for FlexxPump 1500	F09	1500 cc	FlexxPump 1500	000-109-115
tin	F09	1 kg		000-109-210
cartridge for grease gun (DIN 1284)	F09	400 cc		000-109-220

description	lubricant	length	part-no.
tube 6x4	F09	5 m	134-053-009
tube 6x4	F09	10 m	134-003-009
tube 8x5	F09	10 m	134-008-009





### Grease F10 | NLGI-class 2

- lithium saponified, partially synthetic grease lubricant
- best wear protection
- very good non-ferrous metal and aging protection
- optimal high and low temperature behavior

#### Performance:

- Sliding and roller bearing; KGT nuts; Recirculating ball carriage
- Pumpability in lubrication systems: -20 °C ... + 80 °C

Operating temperature range: -40 °C ... +140 °C

description	lubricant	volume	usage	part-no.
cartridge for FlexxPump 125	F10	125 cc	FlexxPump 125	000-110-101
cartridge for FlexxPump 125	F10	250 cc	FlexxPump 125	000-110-102
cartridge for FlexxPump 250	F10	250 cc	FlexxPump 250	000-110-103
cartridge for FlexxPump 400	F10	400 cc	FlexxPump 400	000-110-105
grease bellow for FlexxPump 1500	F10	1500 cc	FlexxPump 1500	000-110-115
cartridge for grease gun (DIN 1284)	F10	400 cc		000-110-220

description	lubricant	length	part-no.
tube 6x4	F10	5 m	134-053-010
tube 6x4	F10	10 m	134-003-010
tube 8x5	F10	10 m	134-008-010

# Grease F11

Special grease for rolling bearings for high alternating loads


## Grease F11 | DIN 51825 KP 1 K-20 | NLGI-class 1

- Lithium special soap
- Semi-synthetic high-speed grease
- HD additives and emergency running properties
- Very good pumpability in lubrication systems

### Performance:


- Lubrication of roller bearings, recirculating ball bearing guides, spindles and KGT
- Pumpability in lubrication systems: -20 °C ... + 80 °C

Operating temperature range -20 °C to + 120 °C




description	lubricant	volume	usage	part-no.
cartridge for FlexxPump 125	F11	125 cc	FlexxPump 125	000-111-101
cartridge for FlexxPump 125	F11	250 cc	FlexxPump 125	000-111-102
cartridge for FlexxPump 250	F11	250 cc	FlexxPump 250	000-111-103
cartridge for FlexxPump 400	F11	400 cc	FlexxPump 400	000-111-105
grease bellow for FlexxPump 1500	F11	1500 cc	FlexxPump 1500	000-111-115
cartridge for grease gun (DIN 1284)	F11	400 cc		000-111-220

description	lubricant	length	part-no.
tube 6x4	F11	5 m	134-053-011
tube 6x4	F11	10 m	134-003-011
tube 8x5	F11	10 m	134-008-011





### Grease F14 | GB 0 | NLGI-class 0

- Special lubricating grease based on mineral oil
- High pressure absorption capacity
- High wear protection
- Good corrosion protection properties
- Very easy to convey in lubrication systems
- High water resistance



#### Performance:

- Lubrication of roller bearing, slide bearing, ball screw, linear guides
- Pumpability in lubrication systems: -25 °C ... + 180 °C



Operating temperature range -25 °C to + 180 °C

description	lubricant	volume	usage	part-no.
cartridge for FlexxPump 125	F14	125 cc	FlexxPump 125	000-114-101
cartridge for FlexxPump 125	F14	250 cc	FlexxPump 125	000-114-102
cartridge for FlexxPump 250	F14	250 cc	FlexxPump 250	000-114-103
cartridge for FlexxPump 400	F14	400 cc	FlexxPump 400	000-114-105
grease bellow for FlexxPump 1500	F14	1500 cc	FlexxPump 1500	000-114-115
tin	F14	1 kg		000-114-210
cartridge for grease gun (DIN 1284)	F14	400 cc		000-114-220

description	lubricant	length	part-no.
tube 4x2,5	F14	5 m	102-011-024
tube 6x4	F14	2 m	134-023-014
tube 6x4	F14	5 m	134-053-014
tube 6x4	F14	10 m	134-003-014
tube 8x5	F14	2 m	134-028-014
tube 8x5	F14	5 m	134-058-014
tube 8x5	F14	10 m	134-008-014

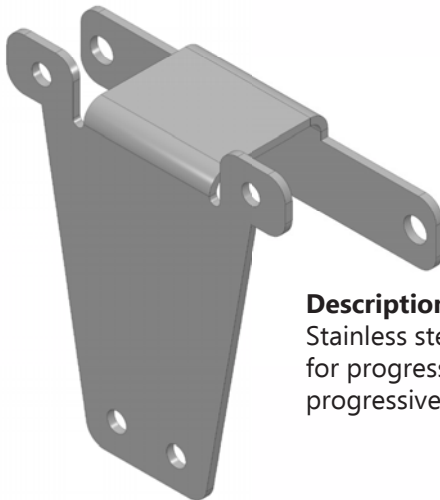
# Brackets for FlexxPump 125 & Distributor



**Description:**  
Universal stainless steel bracket  
for all types FlexxPump 125;  
for easy assembly  
rear support tab for stability



**Description:**  
Stainless steel brackets for all  
types FlexxPump 125; for  
Splitters (grease);  
different configurations;  
Splitter not  
Included in delivery;



**Description:**  
Stainless steel brackets for all types FlexxPump 125;  
for progressive distributor (grease); different configurations;  
progressive distributor not included;



**Description:**

Accessory bracket in stainless steel for all types FlexxPump 400;

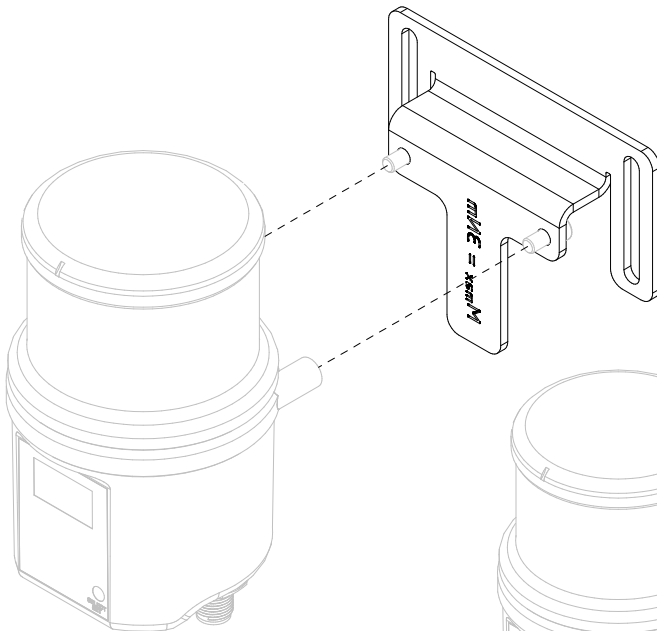
With screws to attach the FlexxPump 400;

Different configurations

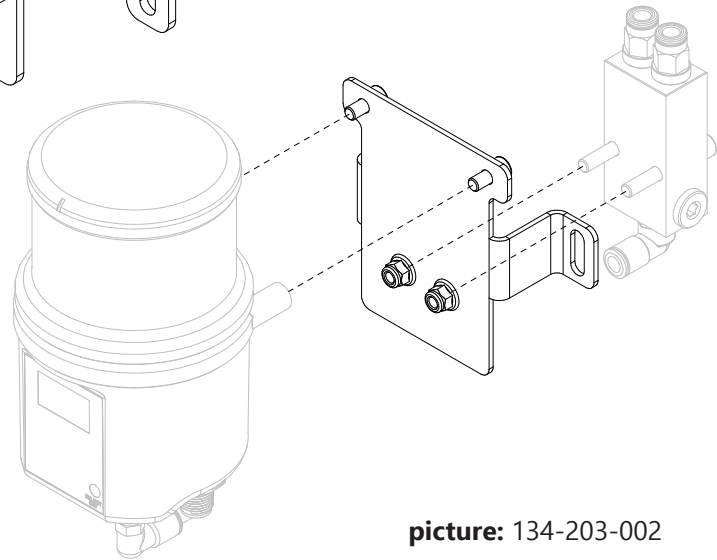
FlexxPump 400 not included

See dimension sheet for dimensions

# Brackets for FlexxPump 125 & Splitter



picture: 134-200-000

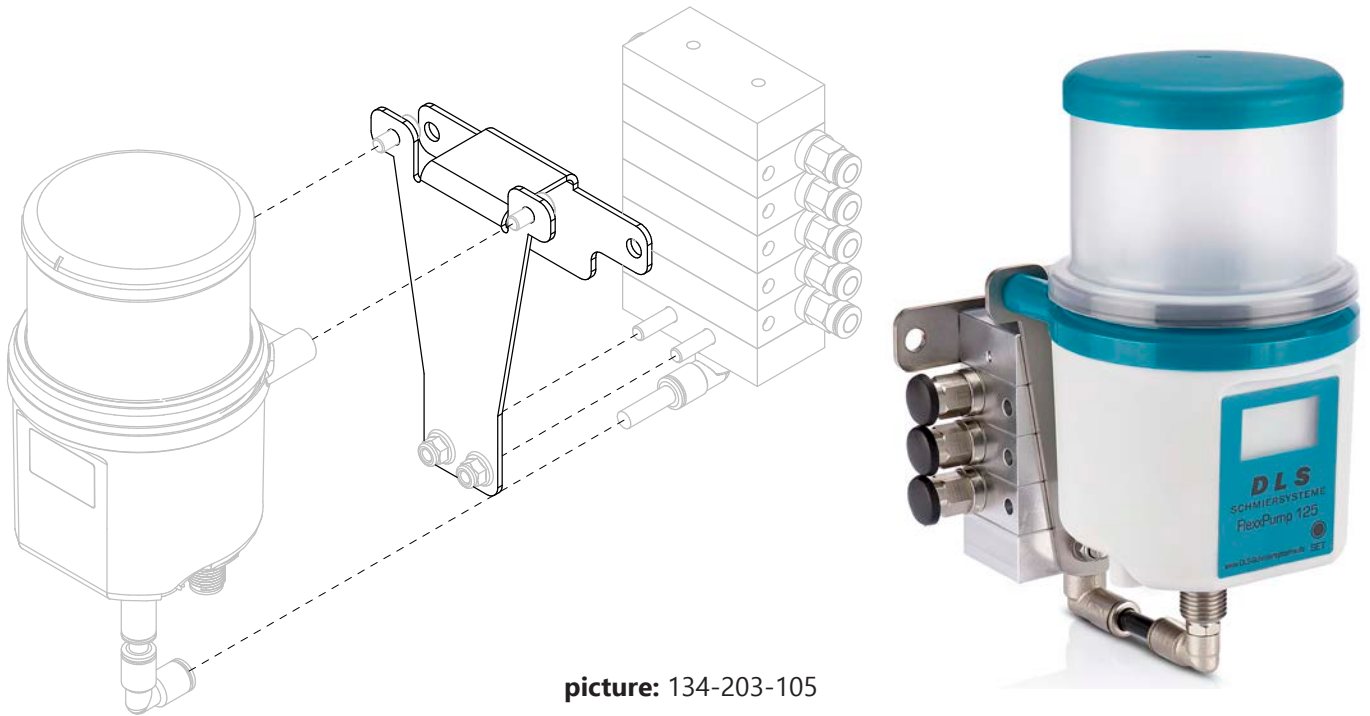


picture: 134-203-002

description	part-no.
brackets (stainless steel) for all types FlexxPump 125	134-200-000

description	type splitter	position splitter	part-no.
brackets (stainless steel) for FlexxPump 125 and 2-way Splitter	2-outlet	behind	134-203-002
brackets (stainless steel) for FlexxPump 125 and 3-way Splitter	3-outlet		134-203-003
brackets (stainless steel) for FlexxPump 125 and 4-way Splitter	4-outlet		134-203-004

# Brackets for FlexxPump 125 & progressive distributor



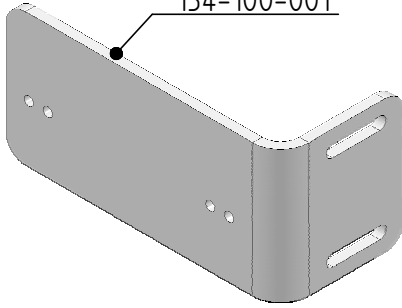
picture: 134-203-105

description	position	part-no.
brackets (stainless steel) for FlexxPump 125 and PGV 2 outlets	behind	134-203-102
brackets (stainless steel) for FlexxPump 125 and PGV 3 outlets		134-203-103
brackets (stainless steel) for FlexxPump 125 and PGV 4 outlets		134-203-104
brackets (stainless steel) for FlexxPump 125 and PGV 5 outlets		134-203-105
brackets (stainless steel) for FlexxPump 125 and PGV 6 outlets		134-203-106
brackets (stainless steel) for FlexxPump 125 and PGV 7 outlets		134-203-107
brackets (stainless steel) for FlexxPump 125 and PGV 8 outlets		134-203-108
brackets (stainless steel) for FlexxPump 125 and PGV 9 outlets		134-203-109
brackets (stainless steel) for FlexxPump 125 and PGV 10 outlets		134-203-110

# Brackets for FlexxPump 400

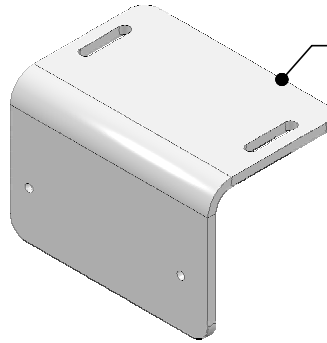
Type 1

134-100-001



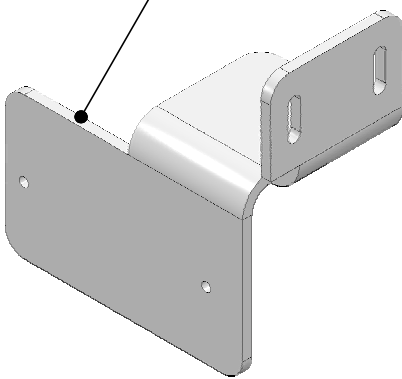
Type 2

134-100-002



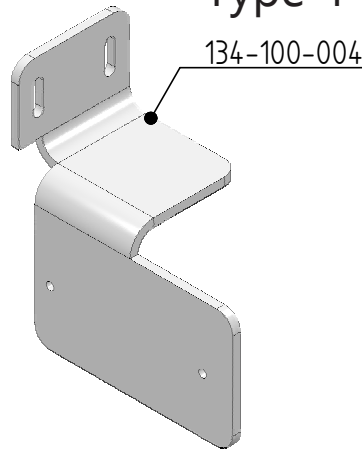
Type 3

134-100-003



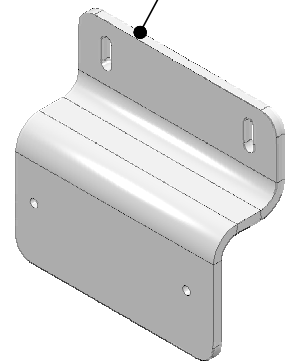
Type 4

134-100-004



Type 5


134-100-005





# Brackets for FlexxPump 400

description	part-no.
accessory bracket type 1; for FlexxPump 400	134-100-001
accessory bracket type 2; for FlexxPump 400	134-100-002
accessory bracket type 3; for FlexxPump 400	134-100-003
accessory bracket type 4; for FlexxPump 400	134-100-004
accessory bracket type 5; for FlexxPump 400	134-100-005



# Sets

## FlexxPump 125 & Splitter

type FlexxPump 125	position splitter	type brackets	type splitter	part-no.
FlexxPump 125 (135-125-100) time-controlled	type D behind	134-203-002	2x (134-005-102)	139-103-002
		134-203-003	3x (134-005-103)	139-103-003
		134-203-004	4x (134-005-104)	139-103-004
FlexxPump 125 DLS (135-125-210) pulse-controlled		134-203-002	2x (134-005-102)	139-203-002
		134-203-003	3x (134-005-103)	139-203-003
		134-203-004	4x (134-005-104)	139-203-004



### Description:

Complete assembly sets pre-assembled;  
incl. FlexxPump 125 (type: time- or pulse-controlled);  
incl. stainless steel holder;  
incl. splitter;  
without lubricant

Splitter outlets with in-line fittings  
for 6 mm OD tube;  
See dimension sheet for dimensions

### Note on delivery:

The FlexxPump 125 and the splitter are  
Primed with H1 approved oil.

## FlexxPump 125 &amp; progressive distributor

type FlexxPump 125	position PV	type brackets	type PV	part-no.
FlexxPump 125 (135-125-100) time-controlled	behind	134-203-102	2x (138-000-102)	139-103-102
		134-203-103	3x (138-000-103)	139-103-103
		134-203-104	4x (138-000-104)	139-103-104
		134-203-105	5x (138-000-105)	139-103-105
		134-203-106	6x (138-000-106)	139-103-106
		134-203-107	7x (138-000-107)	139-103-107
		134-203-108	8x (138-000-108)	139-103-108
		134-203-109	9x (138-000-109)	139-103-109
		134-203-110	10x (138-000-110)	139-103-110
		FlexxPump 125 DLS (135-125-210) pulse-controlled	behind	134-203-102
134-203-103	3x (138-000-103)			139-203-103
134-203-104	3x (138-000-104)			139-203-104
134-203-105	5x (138-000-105)			139-203-105
134-203-106	6x (138-000-106)			139-203-106
134-203-107	7x (138-000-107)			139-203-107
134-203-108	8x (138-000-108)			139-203-108
134-203-109	9x (138-000-109)			139-203-109
134-203-110	10x (138-000-110)			139-203-110

**Description:**

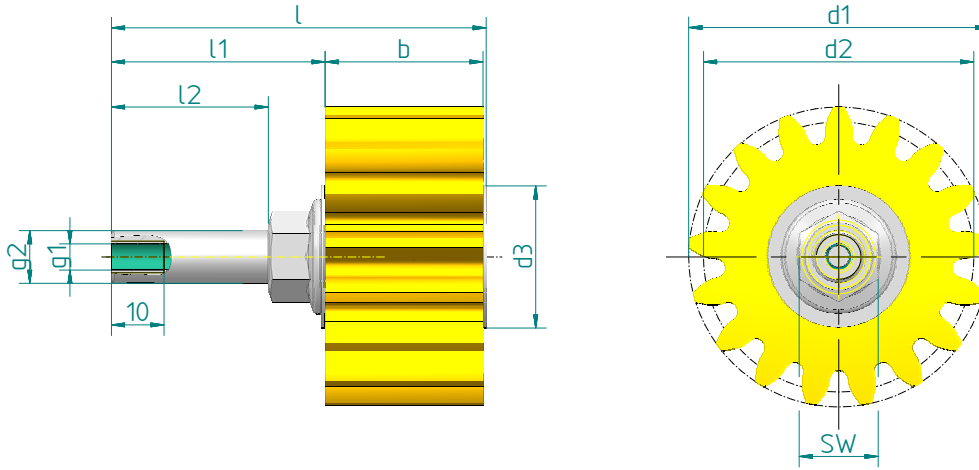
Complete assembly sets pre-assembled;  
incl. FlexxPump 125 (type: time- or pulse-controlled);  
incl. stainless steel holder;  
incl. progressive distributor;  
without lubricant

Distributor outlets straight;  
for tube 6 mm;  
See dimension sheet for dimensions

**Note on delivery:**

The FlexxPump 125 and the progressive distributor are  
Primed with H1 approved oil

# PU-Lubrication Pinion with axis, straight



**Description:**

PU-Lubrication Pinion;  
 straight;  
 incl. sleeve and plain bearing;  
 with straight mounting axis  
 tooth form per DIN 867  
 pinion pre-oiled with (H1 approval)

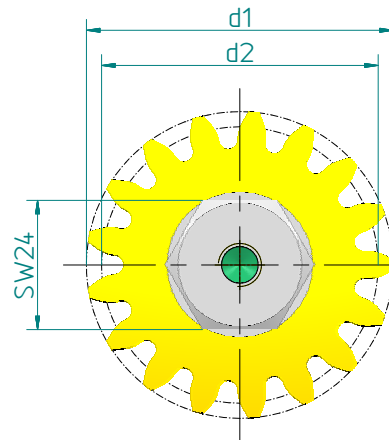
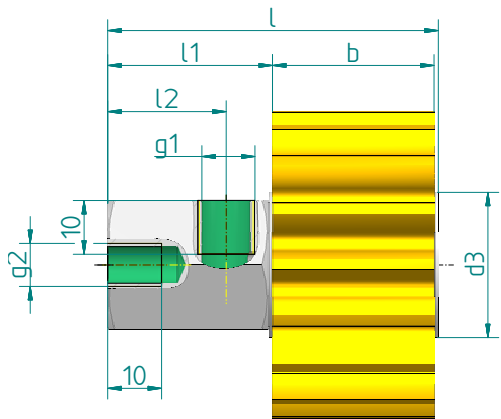
**Material:**

Pinion: open-cell PU foam;  
 axis: Steel nickel-plated

module	z	b	d1	d2	l	l1	l2	g1	g2	d3	sw	part-no.
1.5	24	15	39	36	60.4	44.6	34.0	M6	M10	27	15	150-152-421
2	17	20	38	34	61.2	40.4	29.8	M6	M10	27	15	150-021-721
3	17	30	57	51	71.2	40,4	29.8	M6	M10	27	15	150-031-721
4	17	40	76	68	81.2	40.4	29.8	M6	M10	27	15	150-041-721
5	17	50	95	85	116.4	65.5	48.9	G1/8	M16	60	24	150-051-721
6	17	60	114	102	126.4	65.5	48.9	G1/8	M16	60	24	150-061-721
8	17	80	152	136	146.4	65.5	48.9	G1/8	M16	60	24	150-081-721
10	17	100	190	170	186.4	65.5	48.9	G1/8	M16	60	24	150-101-721
12	8	120	120	96	186.4	65.5	48.9	G1/8	M16	60	24	150-120-721

\*Also possible without H1 approval

## PU-Lubrication Pinion with axis, right-angle

**Description:**

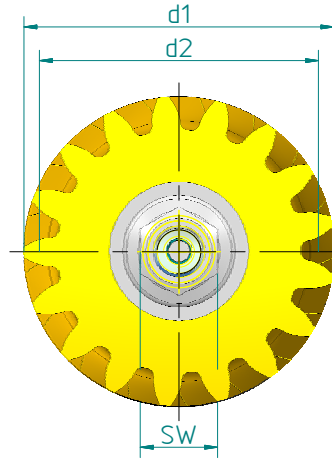
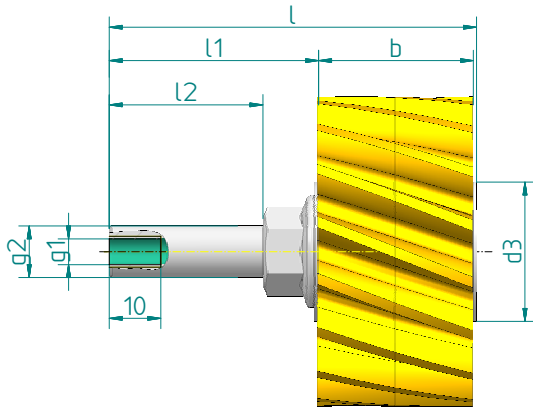
PU-Lubrication Pinion;  
straight;  
incl. sleeve and plain bearing;  
with right angle mounting axis  
tooth form per DIN 867  
pinion pre-oiled with (H1 approval)

**Material:**

Pinion: open-cell PU foam;  
axis: Steel nickel-plated

module	z	b	d1	d2	l	l1	l2	g1	g2	d3	sw	part-no.
1.5	24	15	39	36	60.4	30.6	22.0	G1/8	M8	27	24	150-152-411
2	17	20	38	34	61.2	30.6	22.0	G1/8	M8	27	24	150-021-711
3	17	30	57	51	71.2	30.6	22.0	G1/8	M8	27	24	150-031-711
4	17	40	76	68	81.2	30.6	22.0	G1/8	M8	27	24	150-041-711
5	17	50	95	85	116.4	30.6	22.0	G1/8	M8	60	24	150-051-711
6	17	60	114	102	126.4	30.6	22.0	G1/8	M8	60	24	150-061-711
8	17	80	152	136	146.4	30.6	22.0	G1/8	M8	27	24	150-081-711
10	17	100	190	170	166.4	30.6	22.0	G1/8	M8	100	24	150-101-711
12	8	120	120	96	186.4	30.6	22.0	G1/8	M8	100	24	150-120-711

\*Also possible without H1 approval



**Description:**

PU-Lubrication Pinion;  
helical right hand;  
incl. sleeve and plain bearing;  
with straight mounting axis  
tooth form per DIN 867  
pinion pre-oiled with (H1 approval)

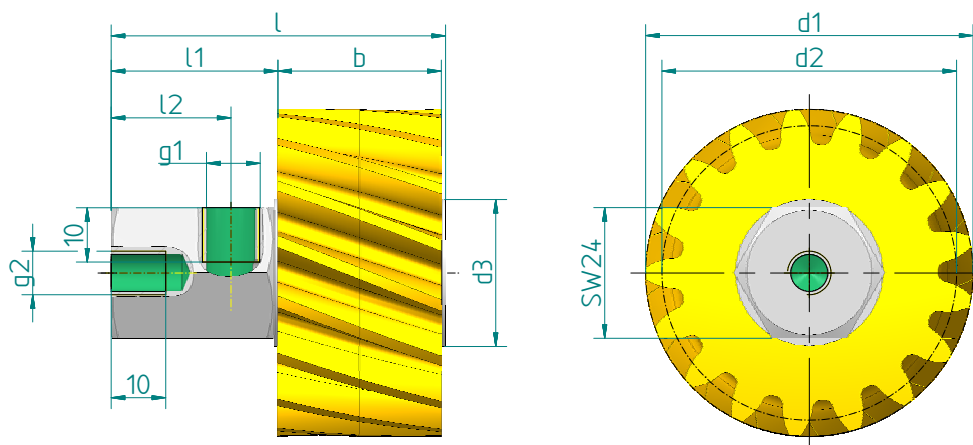
**Material:**

Pinion: open-cell PU foam;  
axis: Steel nickel-plated

module	z	b	d1	d2	l	l1	l2	g1	g2	d3	sw	$\beta$	part-no.
1.5	24	15	41.2	38.2	60.4	44.6	34.0	M6	M10	27	15	19°31'42"	151-152-421
2	17	20	40.1	36.1	61.2	40.4	29.8	M6	M10	27	15	19°31'42"	151-021-721
3	17	30	60.1	54.1	71.2	40.4	29.8	M6	M10	27	15	19°31'42"	151-031-721
4	17	40	80.2	72.2	81.2	40.4	29.8	M6	M10	27	15	19°31'42"	151-041-721
5	17	50	100.2	90.2	116.4	65.5	48.9	G1/8	M16	60	24	19°31'42"	151-051-721
6	17	60	120.2	108.2	126.4	65.5	48.9	G1/8	M16	60	24	19°31'42"	151-061-721
8	17	80	160.3	144.3	146.4	65.5	48.9	G1/8	M16	60	24	19°31'42"	151-081-721
10	17	100	200.4	180.4	166.4	65.5	48.9	G1/8	M16	100	24	19°31'42"	151-101-721
12	8	120	125.9	101.9	186.4	65.5	48.9	G1/8	M16	100	24	19°31'42"	151-120-721

\*Also possible without H1 approval

## PU-Lubrication Pinion RH with axis, right-angle

**Description:**

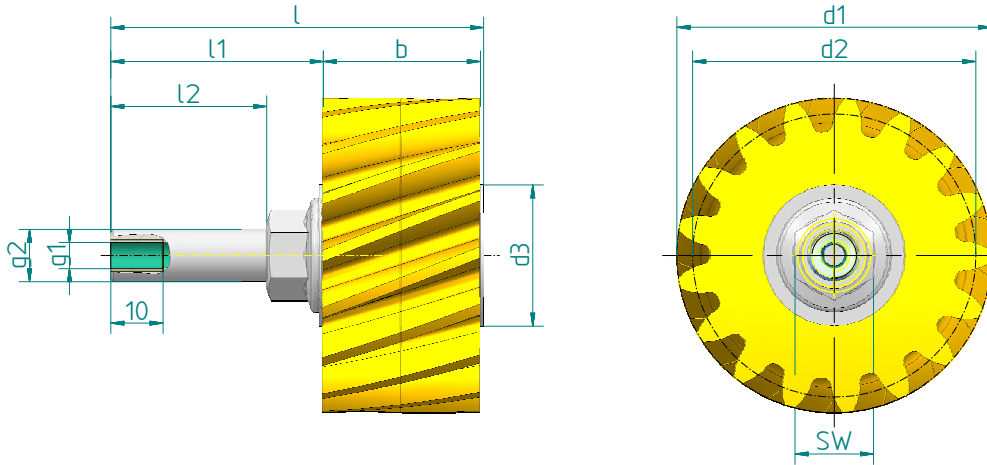
PU-Lubrication Pinion;  
helical right hand;  
incl. sleeve and plain bearing;  
with right angle mounting axis  
tooth form per DIN 867  
pinion pre-oiled with (H1 approval)

**Material:**

Pinion: open-cell PU foam;  
axis: Steel nickel-plated

module	z	b	d1	d2	l	l1	l2	g1	g2	d3	sw	$\beta$	part-no.
1.5	24	15	39	36	60.4	30.6	22	G1/8	M8	27	24	19°31'42"	151-152-411
2	17	20	38	34	61.2	30.6	22	G1/8	M8	27	24	19°31'42"	151-021-711
3	17	30	57	51	71.2	30.6	22	G1/8	M8	27	24	19°31'42"	151-031-711
4	17	40	76	68	81.2	30.6	22	G1/8	M8	27	24	19°31'42"	151-041-711
5	17	50	95	85	116.4	30.6	22	G1/8	M8	60	24	19°31'42"	151-051-711
6	17	60	114	102	126.4	30.6	22	G1/8	M8	60	24	19°31'42"	151-061-711
8	17	80	152	136	146.4	30.6	22	G1/8	M8	60	24	19°31'42"	151-081-711
10	17	100	190	170	166.4	30.6	22	G1/8	M8	100	24	19°31'42"	151-101-711
12	8	120	120	96	186.4	30.6	22	G1/8	M8	100	24	19°31'42"	151-120-711

\*Also possible without H1 approval



**Description:**

PU-Lubrication Pinion;  
helical left hand;  
incl. sleeve and plain bearing;  
with straight mounting axis  
tooth form per DIN 867  
pinion pre-oiled with  
(H1 approval)

**Material:**

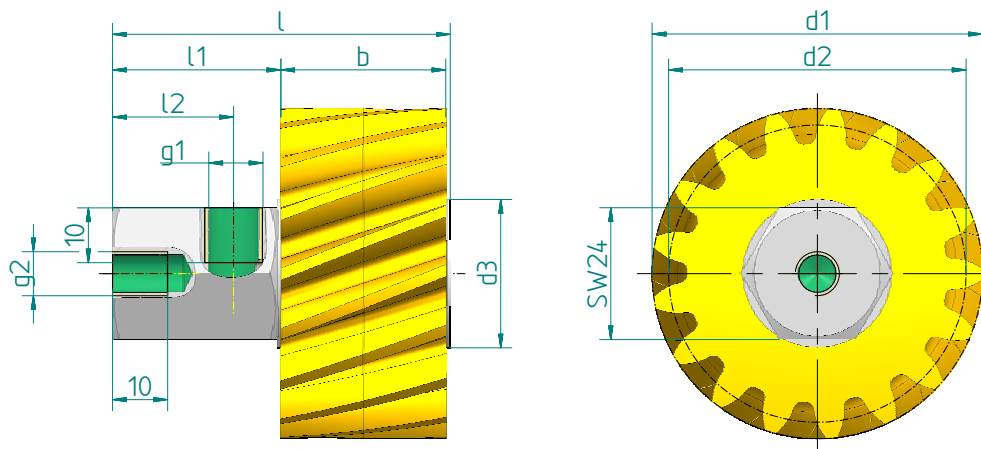
Pinion: open-cell PU foam;  
axis: Steel nickel-plated

module	z	b	d1	d2	l	l1	l2	g1	g2	d3	sw	β	part-no.
1.5	24	15	41.2	38.2	60.4	44.6	34.0	M6	M10	27	15	19°31'42"	152-152-421
2	17	20	40.1	36.1	61.2	40.4	29.8	M6	M10	27	15	19°31'42"	152-021-721
3	17	30	60.1	54.1	71.2	40.4	29.8	M6	M10	27	15	19°31'42"	152-031-721
4	17	40	80.2	72.2	81.2	40.4	29.8	M6	M10	27	15	19°31'42"	152-041-721
5	17	50	100.2	90.2	116.4	65.5	48.9	G1/8	M16	60	24	19°31'42"	152-051-721
6	17	60	120.2	108.2	126.4	65.5	48.9	G1/8	M16	60	24	19°31'42"	152-061-721
8	17	80	160.3	144.3	146.4	65.5	48.9	G1/8	M16	60	24	19°31'42"	152-081-721
10	17	100	200.4	180.4	166.4	65.5	48.9	G1/8	M16	100	24	19°31'42"	152-101-721
12	8	120	125.9	101.9	186.4	65.5	48.9	G1/8	M16	100	24	19°31'42"	152-120-721

\*Also possible without H1 approval



## PU-Lubrication Pinion LH with axis, right-angled

**Description:**

PU-Lubrication Pinion;  
helical left hand;  
with right angle mounting axis  
toothing after DIN 867  
pinion pre-oiled with  
(H1 approval)

**Material:**

Pinion: open-cell PU foam;  
axis: Steel nickel-plated

module	z	b	d1	d2	l	l1	l2	g1	g2	d3	sw	$\beta$	part-no.
1.5	24	15	39	36	60.4	30.6	22	G1/8	M8	27	24	19°31'42"	152-152-411
2	17	20	38	34	61.2	30.6	22	G1/8	M8	27	24	19°31'42"	152-021-711
3	17	30	57	51	71.2	30.6	22	G1/8	M8	27	24	19°31'42"	152-031-711
4	17	40	76	68	81.2	30.6	22	G1/8	M8	27	24	19°31'42"	152-041-711
5	17	50	95	85	116.4	30.6	22	G1/8	M8	60	24	19°31'42"	152-051-711
6	17	60	114	102	126.4	30.6	22	G1/8	M8	60	24	19°31'42"	152-061-711
8	17	80	152	136	146.4	30.6	22	G1/8	M8	60	24	19°31'42"	152-081-711
10	17	100	190	170	166.4	30.6	22	G1/8	M8	100	24	19°31'42"	152-101-711
12	8	120	120	96	186.4	30.6	22	G1/8	M8	100	24	19°31'42"	152-120-711

\*Also possible without H1 approval

# Accessories FlexxPump 125 B & 400 B

description	part-no.
Battery for FlexxPump 125 B; 4,5 V; Alkaline	134-002-025
Battery for FlexxPump 400 B; 6 V; Alkaline	134-002-028
Cable M12x1 with red LED; 5 m; only for FlexxPump 125 B / 400 B with M12x1-plug	134-002-016
Cable M12x1 with red LED; 10 m; only for FlexxPump 125 B / 400 B with M12x1-plug	134-002-017



**Picture:**  
Cable M12x1;  
with red LED

# Accessories FlexxPump 125, 400 & 1500 24 V DC

description	part-no.
Cable M12x1; straight plug; 4-pole; open end; 5 m	134-002-003
Cable M12x1; straight plug; 4-pole; open end; 10 m	134-002-007
Cable M12x1; angled plug with LED; 4-pole; open end; 5 m	134-002-014
Cable M12x1; angled plug with LED; 4-pole; open end; 10 m	134-002-015
Diagnosis and control unit; FlexxCheck for FlexxPump 400/500 DLS; without power supply	20038756
Power pack 230 V AC / 24 V DC - 0.6 A: Input power cable 1.8 m long; Output 1.8 m connection cable with M12x1 plug	134-002-011



**Picture:**  
Diagnosis and control unit;  
FlexxCheck for FlexxPump  
400/500 DLS;  
without power supply

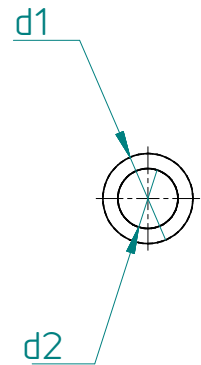
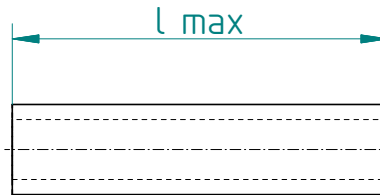
Power pack  
230 V AC / 24 V DC - 0.6  
A: Input power cable 1.8 m  
long;  
Output 1.8 m connection  
cable with M12x1 plug



**Picture:**  
Cable M12x1;  
angled plug with LED; 4-pole  
open end



**Picture:**  
Cable M12x1;  
straight plug; 4-pole  
open end



**Description:**

Tubes empty or pre-filled with lubricant;  
 Different lengths and diameters  
 Max. Pressure 90 bar (at 20 °C)  
 Pre-filled tube part numbers can be found on lubricant pages.

**Material:**

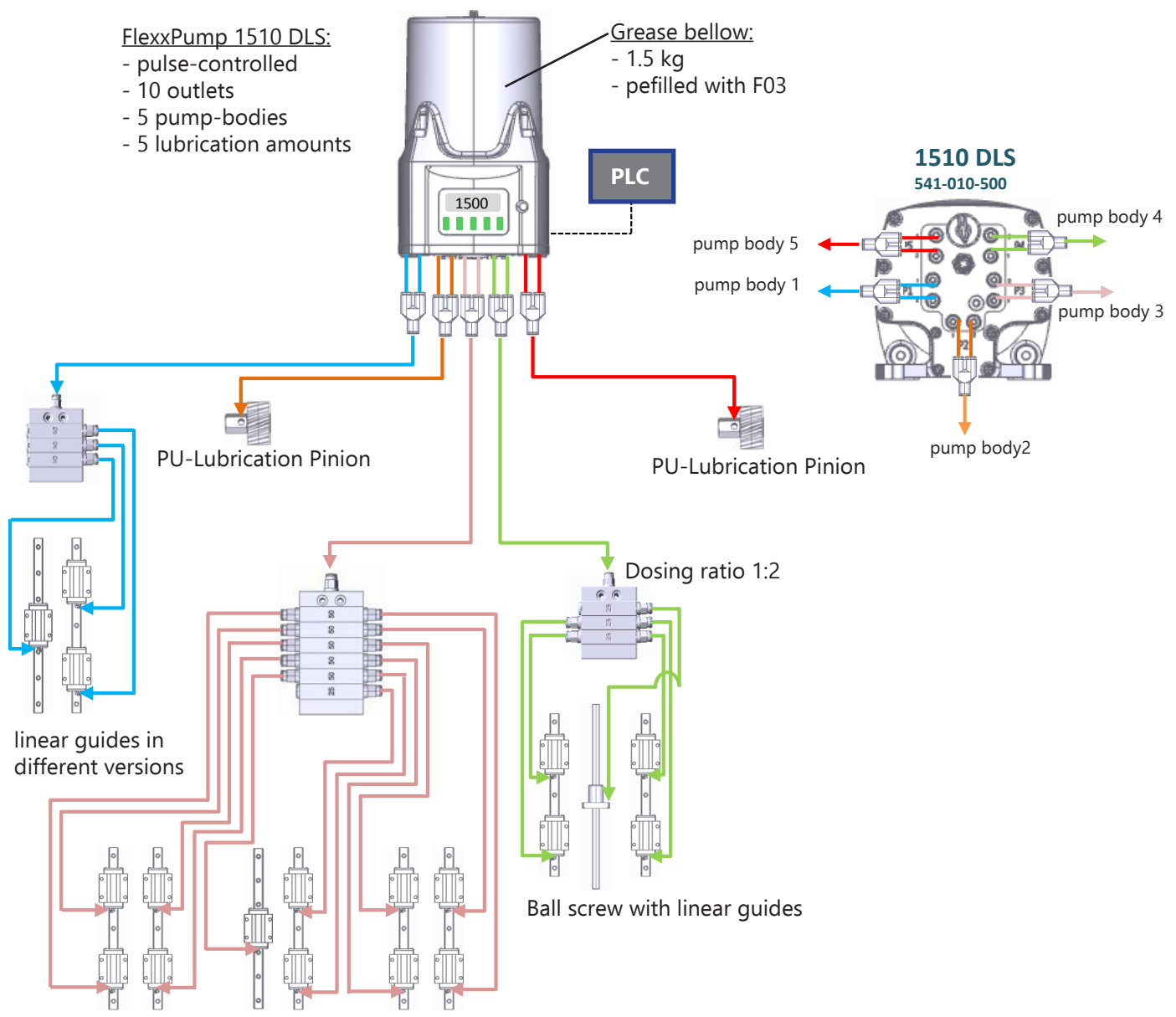
PA; black

tube	d1	d2	l max.	description	part-no.
empty	4	2.5	25 m	tube black; by meter	134-004-003
	6	4	50 m	tube black; by meter	134-004-001
	8	5	50 m	tube black; by meter	134-004-005

accessories				part-no.
tube cutter				134-002-002

# Lubrication schematics

## Linear guide and ball screw with FP1510 DLS



# Lubrication schematics

## Rack and Pinion drive with linear guide

### Lubricant dispenser

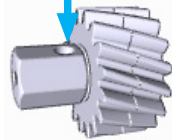
- for 2 different lubrication amounts;
- pulse-controlled;
- max. pressure 70 bar;
- dosing volume min. 0,15 cc

### High pressure tube:

- black; 6x4;
- suitable for drag chains;
- smallest bending radius 30 mm

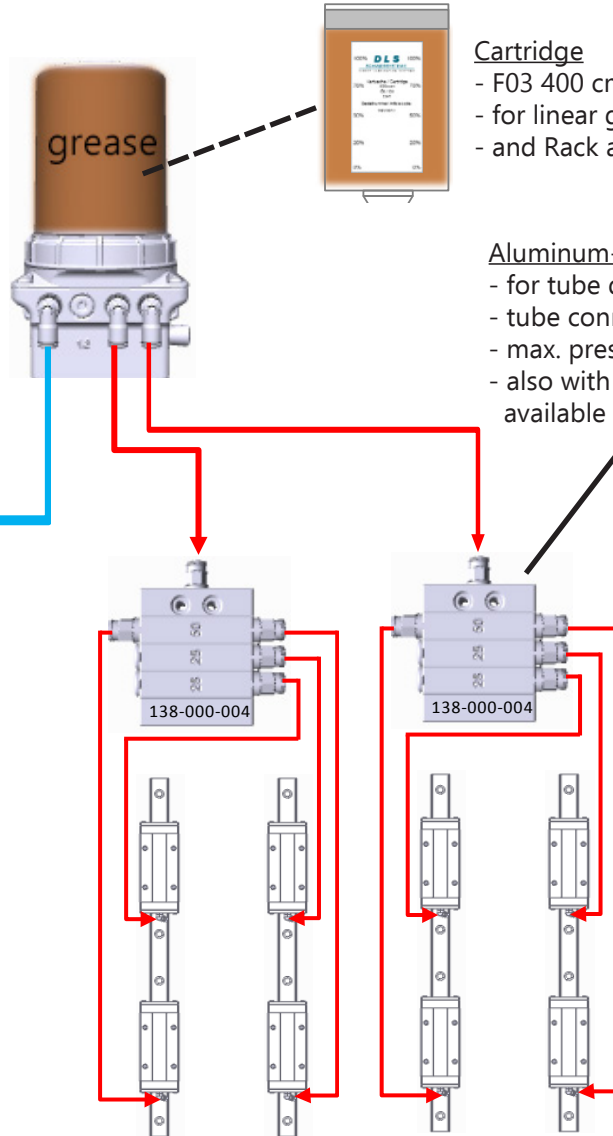
### Tube lengths (max. recommended):

- before Distributor 2 m
- after Distributor 6 m
- without Distributor 8 m



### Lubrication Pinion with Mounting-axis

- usable from -30 °C ... +120 °C;
- Geometry freely selectable



### Cartridge

- F03 400 cm<sup>3</sup>;
- for linear guides
- and Rack and Pinion drives

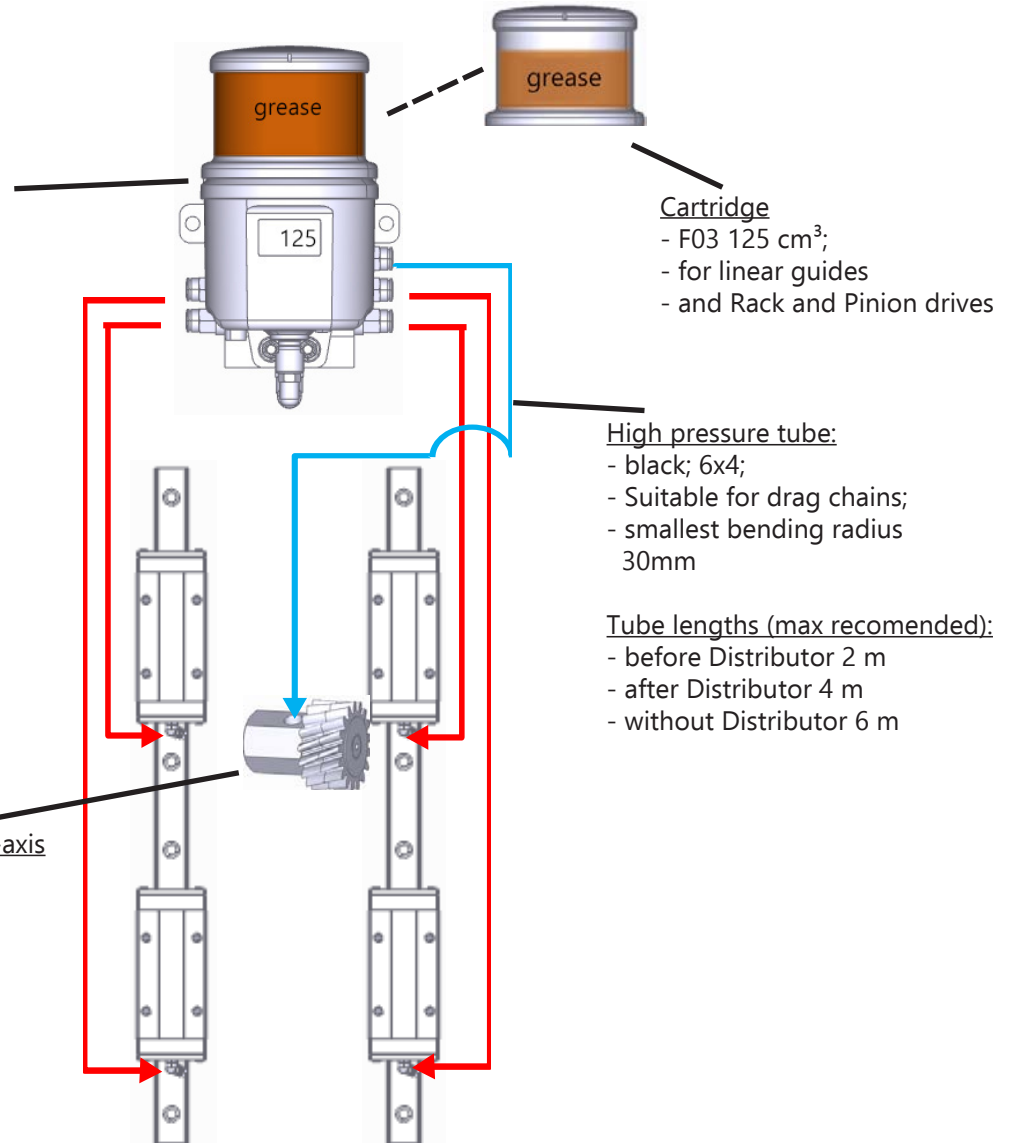
### Aluminum-progressive distributor

- for tube diameter 6 mm;
- tube connectors straight;
- max. pressure 100 bar
- also with circulation monitoring available

# Lubrication schematics


## Rack and Pinion drive with linear guide FP125

Lubricant dispenser  
- pulse-controlled;  
- max. pressure 70 bar;  
- dosing volume min. 0.15 cc



Lubrication Pinion with Mounting-axis  
- usable from -30 °C ... +120 °C;  
- Geometry freely selectable







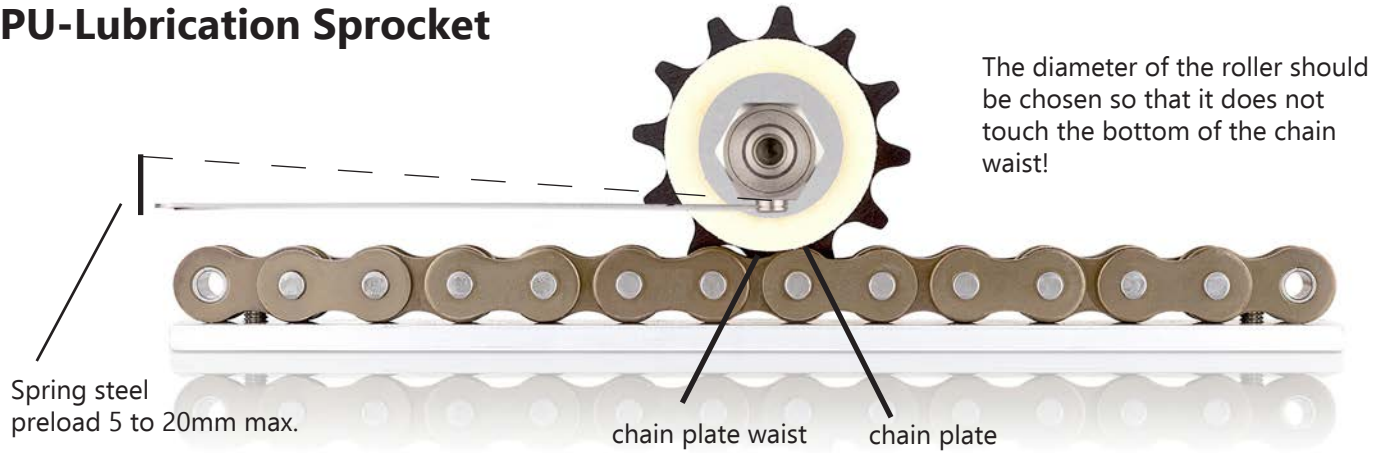
Oil lubrication is suitable for many applications, as it can be adapted to the operating conditions and structural conditions.

When selecting a suitable oil lubrication method for a bearing arrangement, the following requirements must be taken into account:

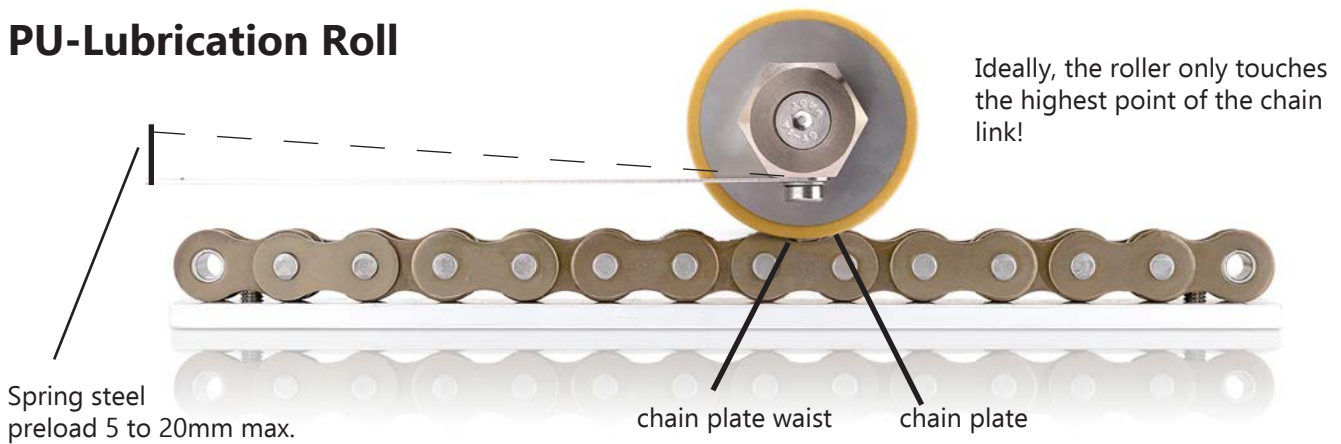
- + required amount and viscosity of the oil
- + Speed and hydrodynamic friction losses
- + permissible storage temperature



## PU-Lubrication Sprocket



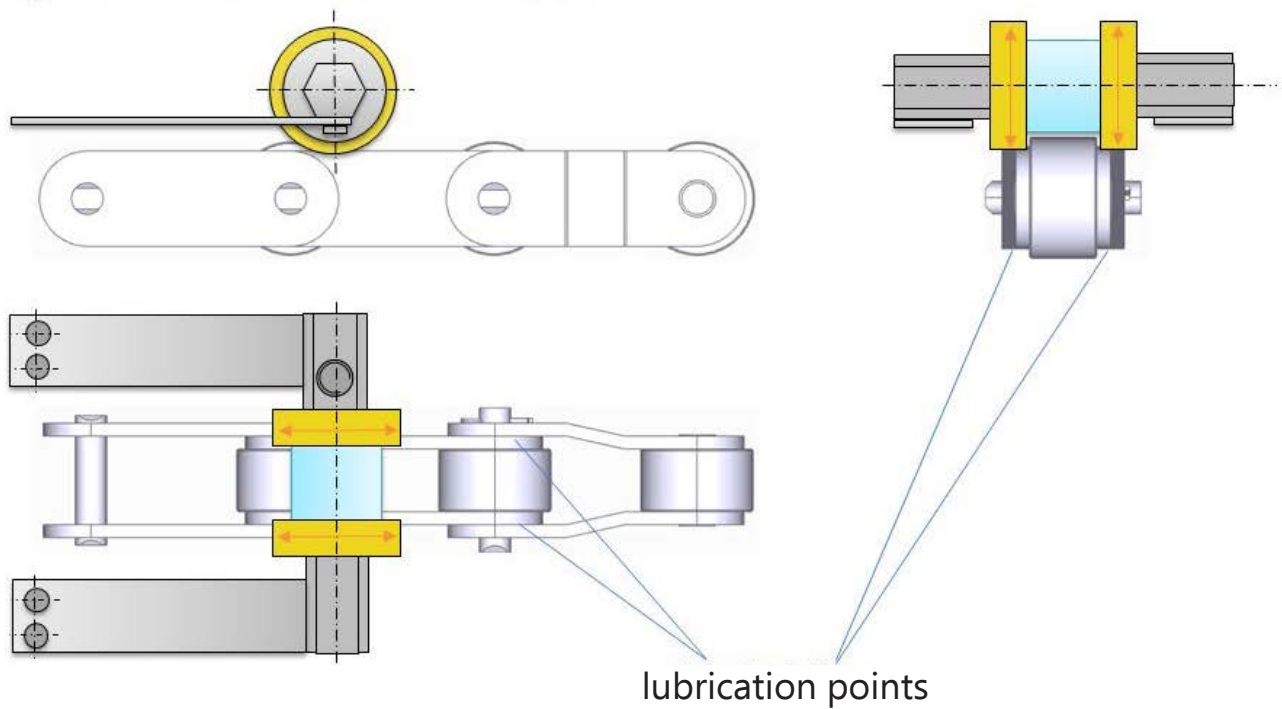
## PU-Lubrication Roll



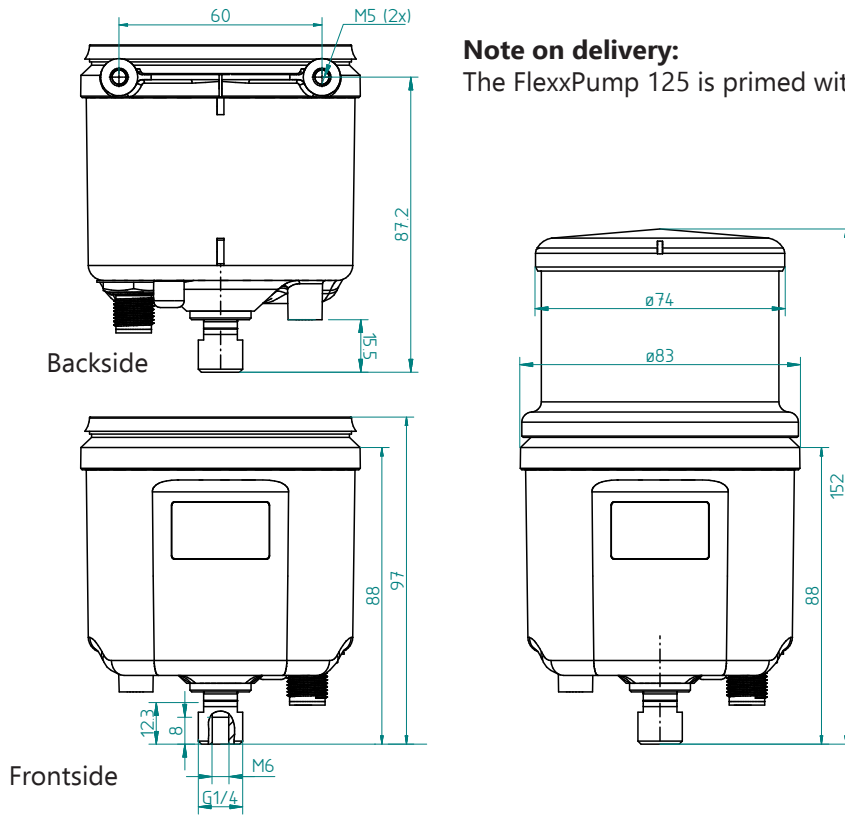
**Special design:**

Example: PU-Lubrication Roll for an accumulation chain

In this example, the roller outside diameter is **not** lubricated.



# FlexxPump 125 & FlexxPump 125 DLS



## Note on delivery:

The FlexxPump 125 is primed with Grease F02 on delivery

Control	Type	outlets	double-pump bodies	lubrication points	M12x1 plug	part-no.
24 V DC time-controlled	125	1	1	max. 4* / 10**	++	135-125-100
24 V DC pulse-controlled	125 DLS	1	1	max. 4* / 10**	++	135-125-210

\* when using distributors / splitter

\*\* when using distributors more lubrication points are possible!

# Controlled minimum quantity lubrication for oil

## 24V DC

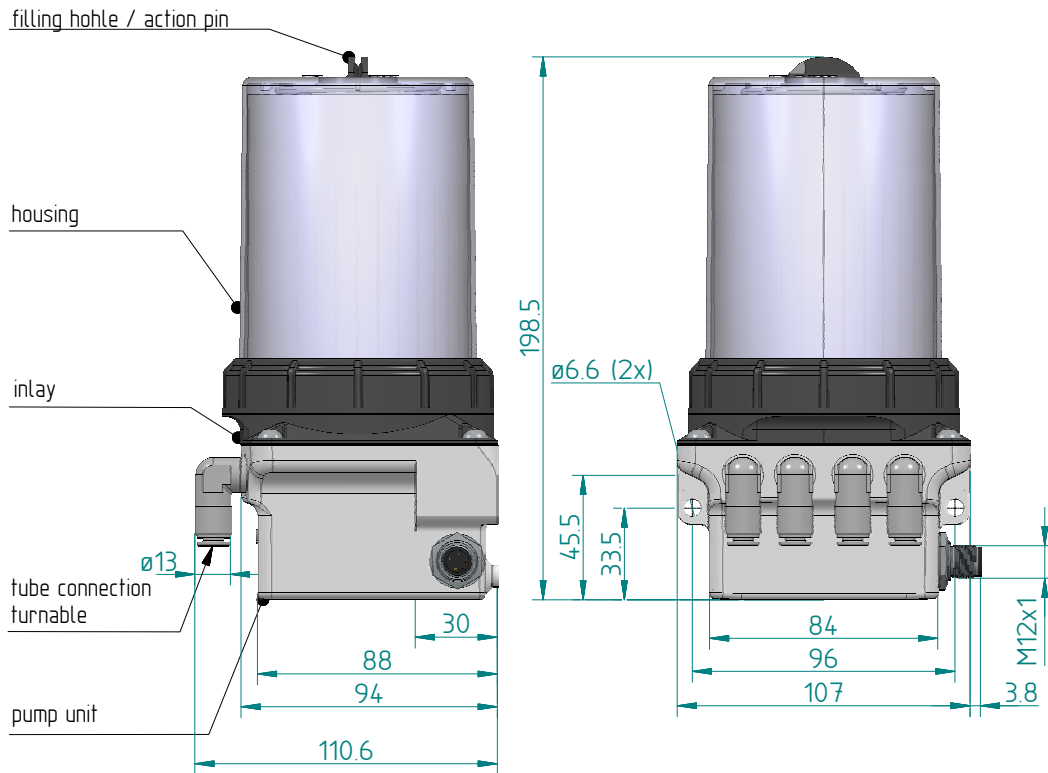
function:	piston pump
lubricant volume:	125 / 250 cc (in cartridge)
volume per stroke:	0.15 cc per outlet
number of pump strokes per cartridge 125 / 250 cc:	780 / 1560
operating pressure:	50 bar (725 PSI)
lubricant:	oil
operating temperature:	-10°C ... +60°C
number of outlets:	1
thread outlet:	G1/4 (M) and M6 (F)
operating voltage:	24 V DC (via cable)
connector:	M12 x 1, 4-pole
current consumption 24 V DC: assembly:	Imax. 350 mA Backside M5(i) (2x) or bottom M5(i) with G1/4"(a) or DLS accessories
mounting position:	cartridge up
control:	integrated microelectronic or PLC (#135-125-210)
running-time:	1 to 36 months (time-controlled)
max. amount per cycle:	max. 1.50
pressure monitoring:	integrated, electronic
level monitoring:	integrated, electronic
error message:	time-controlled: optical LCD pulse-controlled: SPS
error acknowledgment:	PLC (#135-125-210)
filling function:	available
protection class:	IP 54
housing material:	PA 6.6-GF 30 / POM



**Ideal for single or combined  
relubrication of:**

- + chains
- + open gears
- + rails for rollers

# FlexxPump 500 DLS



Control	Type	outlets	double-pump bodies	lubrication points	lubrication amounts	part-no.
pulse-controlled	511 DLS	1	1	max. 4* / 10 **	1	235-511-210
	512 DLS	2	1	max. 8* / 20**	1	235-512-210
	522 DLS	2 (1+1)	2	max. 8* / 20**	2	235-522-210
	523 DLS	3 (1+2)	2	max. 12* / 30**	2	235-523-210
	524 DLS	4 (2+2)	2	max. 16* / 40**	2	235-524-210

\* when using distributors / splitter

\*\* when using distributors more lubrication points are possible!

# Controlled minimum quantity lubrication for oil 24 V DC pulse-controlled

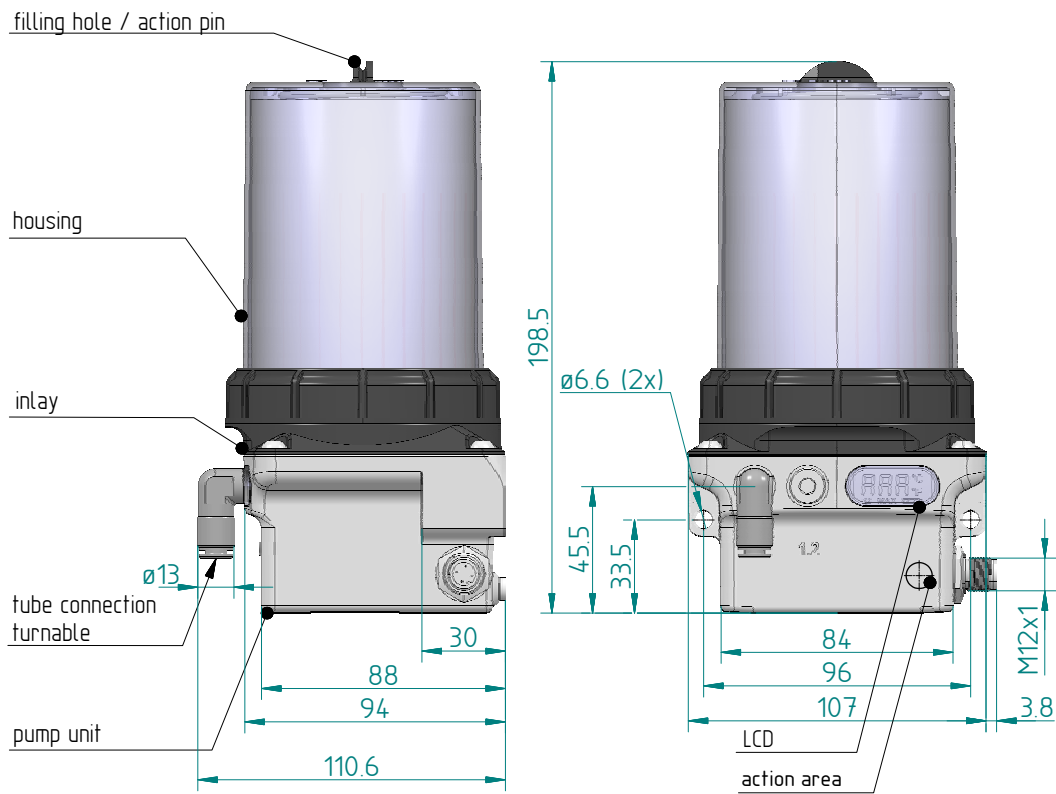
function:	piston pump
lubricant volume:	oil, 400 ml (filled in directly)
volume per stroke:	0.15 cc per outlet
number of pump strokes per filling 400ml:	2600
operating pressure:	70 bar (1000 PSI)
lubricant:	oil, solid particles possible
operating temperature:	-10°C ... +60°C
number of outlets:	max. 4, right-angle, rotating
operating voltage:	24 V DC (via cable)
connector:	M12 x 1, 4-pole
current consumption 24 V DC:	Imax. 350 mA
mounting position:	Reservoir up
control:	PLC
max. amount per cycle:	4.50 cc
pressure monitoring:	integrated, electronic
level monitoring:	integrated, reed contact
error message:	PLC error message
optional:	angled plug with integrated LED (see accessories)
protection class:	IP 54
housing material:	zinc, polyamide



**Ideal for single or combined  
relubrication of:**

- + chains
- + open gears
- + rails for rollers

# FlexxPump 500



## 2 setting modes:

$E_t$  = emptying time: 1 - 36 months  
+ C: 1 - 30 cycles

h = break time: 1 - 240 h  
+ C: 1 - 30 cycles

Control	Type	outlets	double-pump bodies	lubrication points	lubrication amounts	part-no.
24 V DC time-controlled	511	1	1	max. 4* / 10 **	1	235-511-100
	512	2	1	max. 8* / 20**	1	235-512-100

\* when using distributors / splitter

\*\* when using distributors more lubrication points are possible!



# Controlled minimum quantity lubrication for oil 24 V DC time-controlled

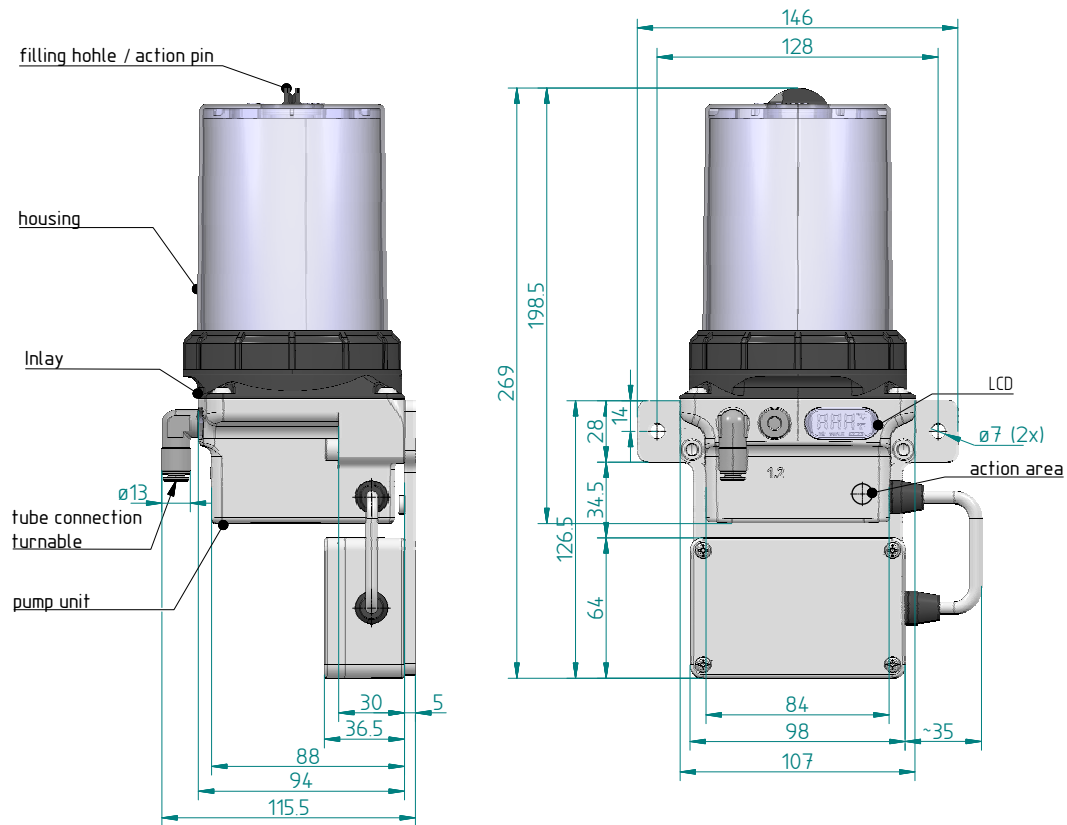
function:	piston pump
lubricant volume:	oil, 400 ml (filled in directly)
volume per stroke:	0.15 cc per outlet
number of pump strokes per filling 400ml:	2600
operating pressure:	70 bar (1000 PSI)
lubricant:	oil, solid particles possible
operating temperature:	-10°C ... +60°C
number of outlets:	max. 2, right-angle, rotating
operating voltage:	24 V DC (via cable)
connector:	M12 x 1, 4-pole
current consumption 24 V DC:	Imax. 350 mA
mounting position:	Reservoir on top
control:	integrated, microelectronic
running-time:	1 to 36 months
max. amount per cycle:	4.50 cc
pressure monitoring:	integrated, electronic
level monitoring:	integrated, reed contact
error message:	optical LCD
optional:	angled plug with integrated LED (see accessories)
protection class:	IP 54
housing material:	zinc, polyamide



**Ideal for single or combined  
relubrication of:**

- + chains
- + open gears
- + rails for rollers

# FlexxPump 500 B



## 2 setting modes:

$E_t$  = emptying time: 1 - 36 months  
+ C: 1 - 30 cycles

h = break time: 1 - 240 h  
+ C: 1 - 30 cycles

Control	Type	outlets	double-pump bodies	lubrication points	lubrication amounts	part-no.
battery time-controlled	511 B	1	1	max. 4*	1	235-511-000
	512 B	2	1	max 8*	1	235-512-000

\* when using distributors / splitter

With external battery compartment. Battery is not included.

# Controlled minimum quantity lubrication for grease, battery operated

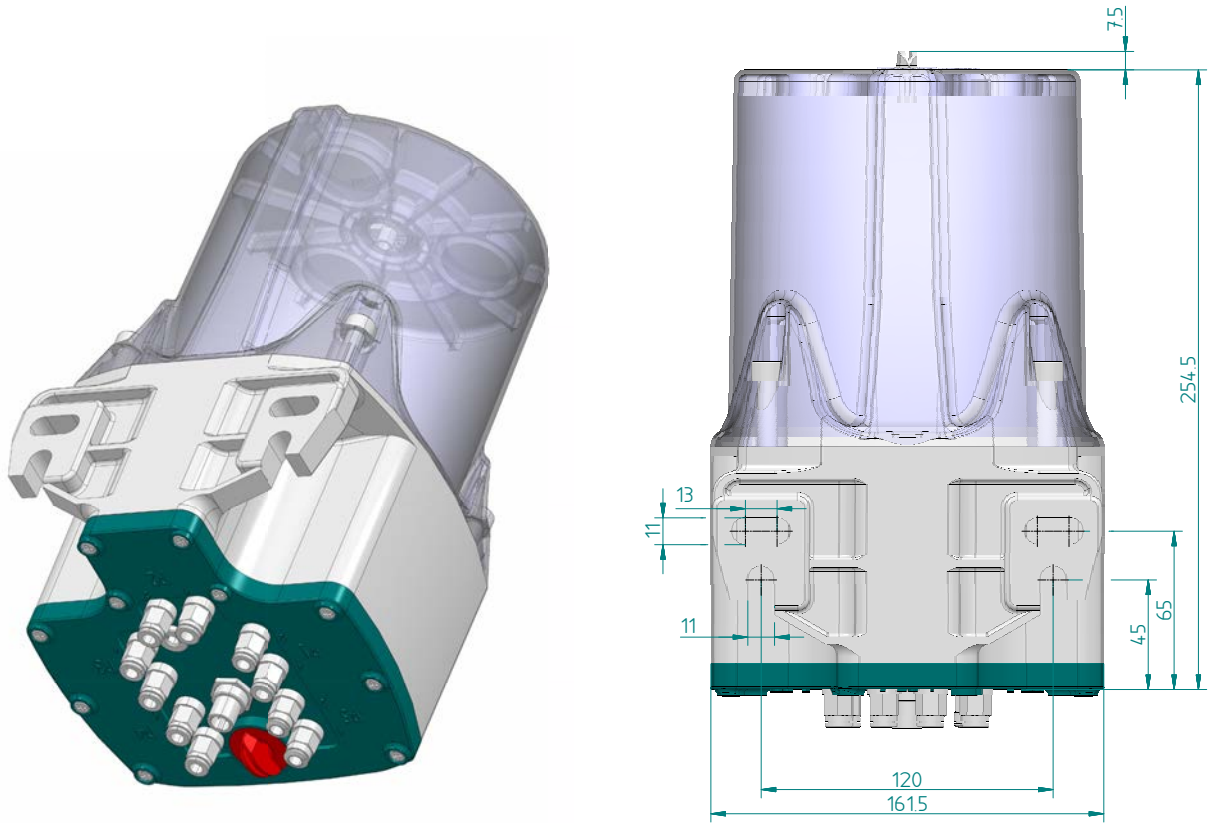
function:	piston pump
lubricant volume:	oil, 400 ml (filled in directly)
volume per stroke:	0.15 cc per outlet
number of pump strokes per filling 400ml:	2600
operating pressure:	50 bar (750 PSI)
lubricant:	oil, solid particles possible
operating temperature:	-10°C ... +60°C
number of outlets:	max. 2, right-angle, rotating
battery voltage:	6 V
mounting position:	Reservoir on top
control:	integrated, microelectronic
running-time:	1 to 36 months
max. amount per cycle:	4.50 cc
pressure monitoring:	integrated, electronic
level monitoring:	integrated, reed contact
error message:	optical LCD
protection class:	IP 54
housing material:	zinc, polyamide



**Ideal for single or combined relubrication of:**

- + chains
- + open gears
- + rails for rollers

# FlexxPump 2000



Control	Type	outlets	double-pump bodies	lubrication amounts	part-no.
pulse-controlled	2002	2	1	1	550-202-100
	2004	4	2	2	550-404-200
time-controlled	2006	6	3	3	550-606-300
	2008	8	4	4	550-808-400
	2010	10	5	5	551-010-500

Combination of outlets with Y-tube connector 134-002-000 possible!

# Controlled minimum quantity lubrication for oil 24 V DC


function:	piston pump
lubricant volume:	oil, 2000 cc (filled in directly)
volume per stroke:	0.15 cc per outlet
number of pump strokes:	12500
operating pressure:	70 bar (1000 PSI)
lubricant:	oil solid particles possible
operating temperature:	-10°C ... +60°C
number of outlets:	max. 10, straight
operating voltage:	24 V DC (via cable)
connector:	M12 x 1, 4-pole
current consumption 24 V DC:	Imax. 350 mA
mounting position:	reservoir on top
control:	integrated, microelectronic or PLC
running-time:	1 to 36 months (time-controlled)
max. amount per cycle:	4.50 cc
pressure monitoring:	integrated, electronic
level monitoring:	integrated, reed contact
error message:	pulse-controlled: PLC time-controlled: optical LCD
optional:	angled plug with integrated LED (see accessories)
protection class:	IP 54
housing material:	aluminum, polyamide



**Ideal for single or combined  
relubrication of:**

- + chains
- + open gears






The rollers made of open-cell PU foam transfer the lubricant selectively to the surface of the link plates of roller chains. The mechanical power to drive the rollers is ensured by a low-wear plastic sprocket(s).

The open-cell polyurethane foam material used for the lubricating rollers ensures that the chains are optimally supplied with lubricant for long periods of time.

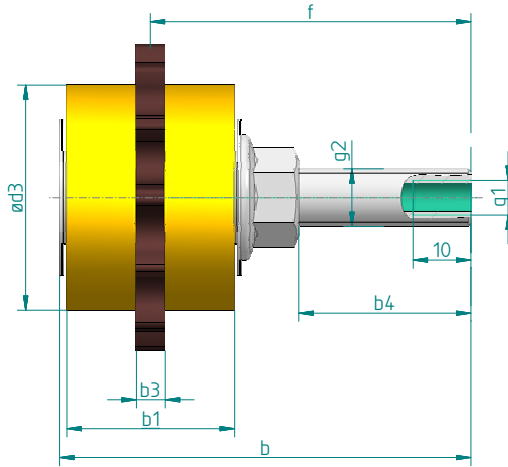
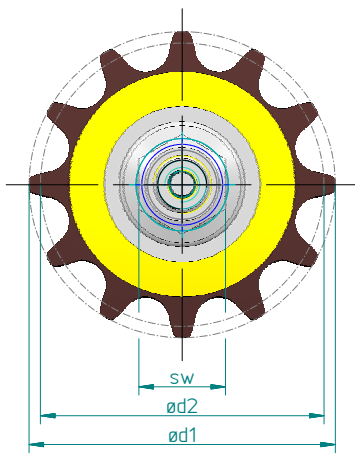
The open-cell material stores lubricant and releases it evenly in small amounts.

Over-lubrication is avoided, as is wear due to insufficient lubrication.

The PU lubrication sprockets are available for simplex, duplex and triplex chains with and without spring steel, depending on the size. The optimal contact pressure of the lubricating Pinion can be individually adjusted using a tensioning element. The tensioning element also absorbs vibration and shock.



# PU-Lubrication Sprocket simplex - with axis



**Description:**

PU-Lubrication Sprocket for simplex roller chain; mounted on straight axis; plain bearings;

**Material:**

Sprocket: PA;  
axis: Steel nickel-plated;  
Roll: PU-foam;

**mounting position:**  
arbitrary

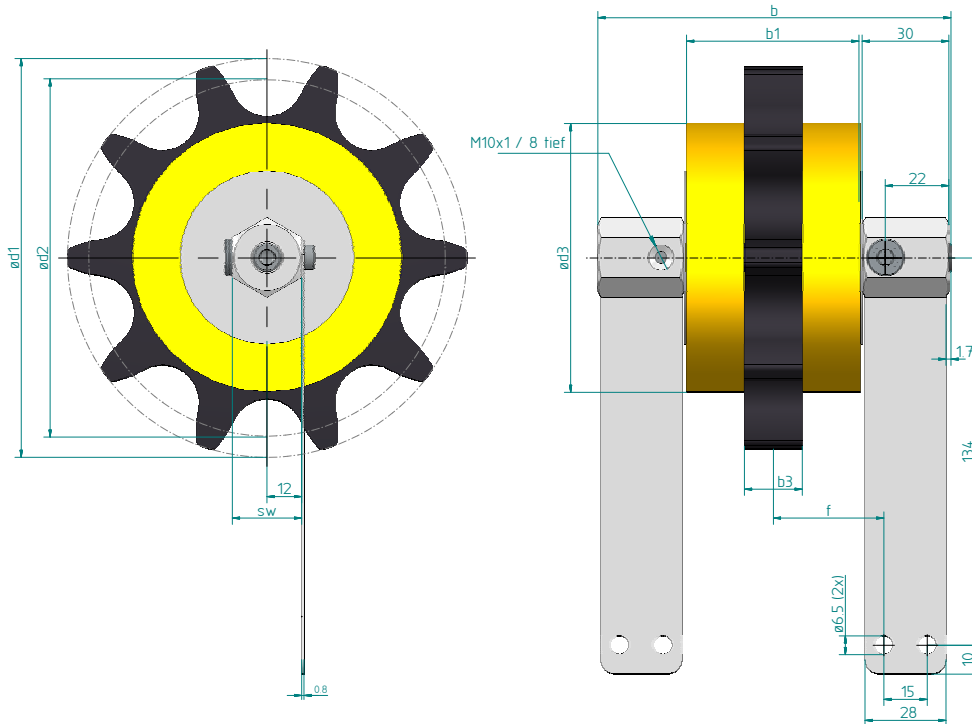
DIN 8187-1/ 8188-1	z	b	b1	d1	d2	d3	f	b3	b4	g1	g2	sw	part-no.
08B-1	12	71.2	29	53	49.1	39	55.5	5	30.0	M6	M10	15	136-201-012
10B-1	10	71.2	29	55	51.4	39	55.5	5	30.0	M6	M10	15	136-301-010
12B-1	8	71.2	29	55	49.8	36	55.5	5	30.0	M6	M10	15	136-401-008
16B-1	8	81.2	40	75	66.4	48	60.5	10	30.0	M6	M10	15	136-501-008
20B-1	8	116.4	50	90	83.0	59	90.7	10	49.1	M10x1	M16	24	136-601-008
24B-1	10	126.4	60	138	123.3	93	95.7	20	49.1	M10x1	M16	24	136-701-010
28B-1	8	146.4	80	140	116.2	81	105.7	20	49.1	M10x1	M16	24	136-801-008
32B-1	8	146.4	80	150	132.8	93	105.7	20	49.1	M10x1	M16	24	136-901-008





# PU-Lubrication Sprocket simplex

## - right angle axis and double spring steel



### Description:

PU-Lubrication Sprocket for simplex-roller chain; mounted on angled axis; with spring steel; plain bearings;

### Material:

Sprocket: PA;  
axis: Steel nickel-plated;  
Roll: PU-foam;

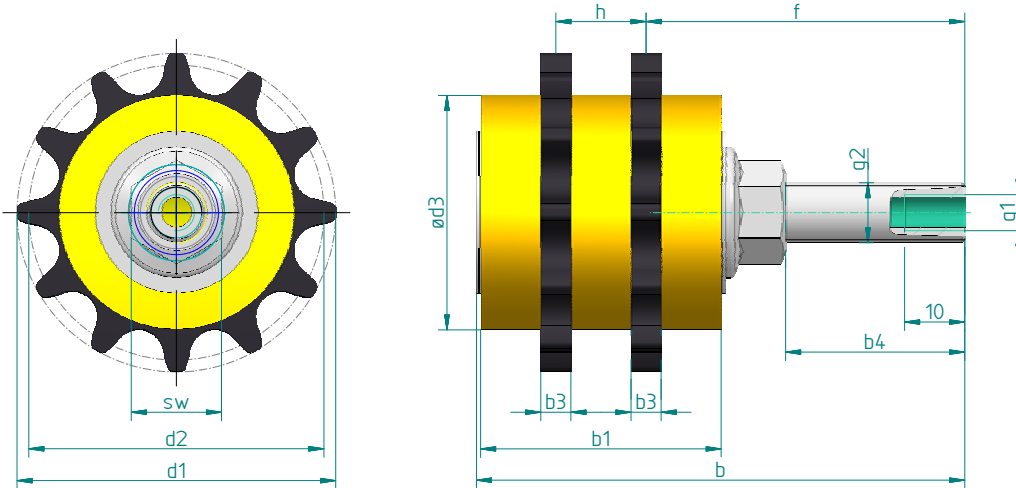
### mounting position:

arbitrary

Spring steel and screws enclosed loose.

DIN 8187-1 / 8188-1	z	b	b1	d1	d2	d3	b3	f	sw	part-no.
24B-1	10	122.1	60	138	123.3	93	20	38.2	24	136-701-110
28B-1	8	142.1	80	140	116.2	81	20	48.2	24	136-801-108
32B-1	8	142.1	80	150	132.8	93	20	48.2	24	136-901-108

# PU-Lubrication Sprocket duplex - straight axis



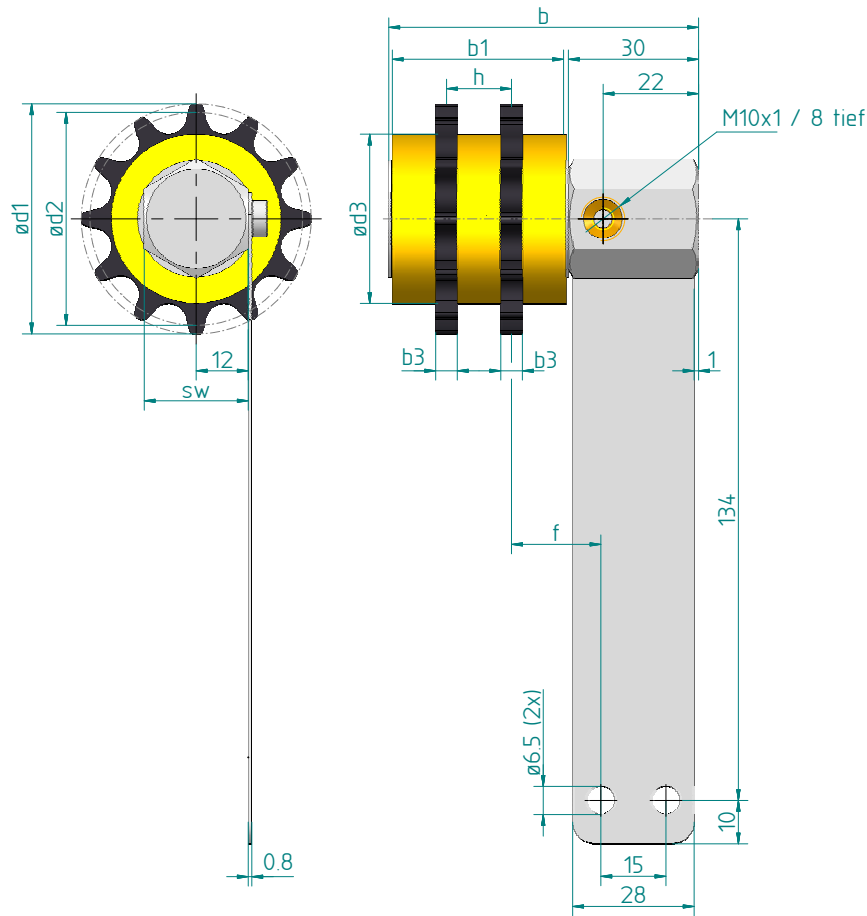
**Description:**  
PU-Lubrication Sprocket for duplex-roller chain; mounted on straight axis; plain bearings;

**Material:**  
Sprocket: PA;  
axis: Steel nickel-plated;  
Roll: PU-foam;

**mounting position:**  
arbitrary

DIN 8187-1/ 8188-1	z	b	b1	d1	d2	d3	f	h	b3	b4	g1	g2	sw	part-no.
08B-2	12	81.2	40	53	49.1	39	53.0	15	5	30.0	M6	M10	15	136-202-012
10B-2	10	81.2	40	55	51.4	39	53.0	15	5	30.0	M6	M10	15	136-302-010
12B-2	8	86.2	44	55	49.8	36	55.5	15	5	30.0	M6	M10	15	136-402-008
16B-2	8	146.4	80	75	66.4	48	90.7	30	10	49.1	M10x1	M16	24	136-502-008
20B-2	8	146.4	80	90	83.0	59	90.7	30	10	49.1	M10x1	M16	24	136-602-008
24B-2	10	166.4	100	138	123.3	93	90.7	50	10	49.1	M10x1	M16	24	136-702-010
28B-2	8	196.4	130	140	116.2	81	95.7	70	10	49.1	M10x1	M16	24	136-802-008
32B-2	8	196.4	130	150	132.8	93	95.7	70	10	49.1	M10x1	M16	24	136-902-008

# PU-Lubrication Sprocket duplex - right angle axis and spring steel



### Description:

PU-Lubrication Sprocket for duplex-roller chain; mounted on angled axis; with spring steel; plain bearings;

### Material:

Sprocket: PA;  
axis: Steel nickel-plated;  
Roll: PU-foam;

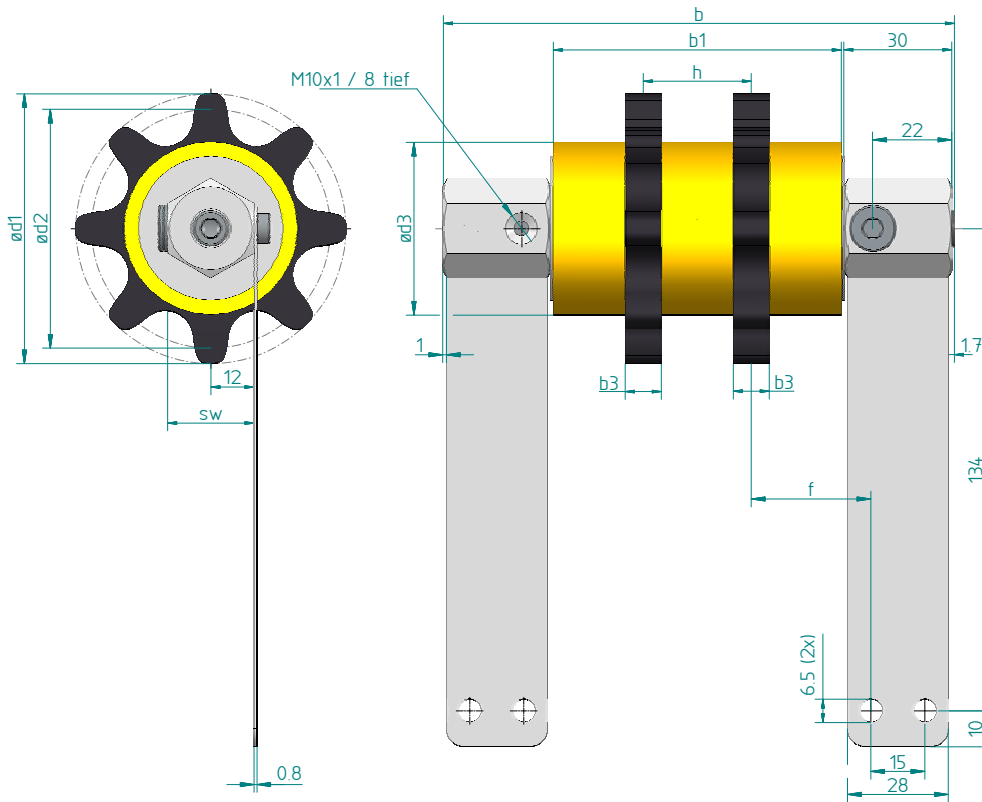
### mounting position:

arbitrary

Spring steel and screws enclosed loose.

DIN 8187-1/ 8188-1	z	b	b1	d1	d2	d3	f	h	b3	sw	part-no.
08B-2	12	71.4	40	53	49.1	39	20.7	15	5	24	136-202-112
10B-2	10	71.4	40	55	51.4	39	20.7	15	5	24	136-302-110
12B-2	8	76.4	44	55	49.8	36	23.2	15	5	24	136-402-108

# PU-Lubrication Sprocket duplex - right angle mounting axis and double spring steel



## Description:

PU-Lubrication Sprocket for duplex-roller chain; mounted on angled axis; with spring steel; plain bearings;

## Material:

Sprocket: PA;  
axis: Steel nickel-plated;  
Roll: PU-foam;

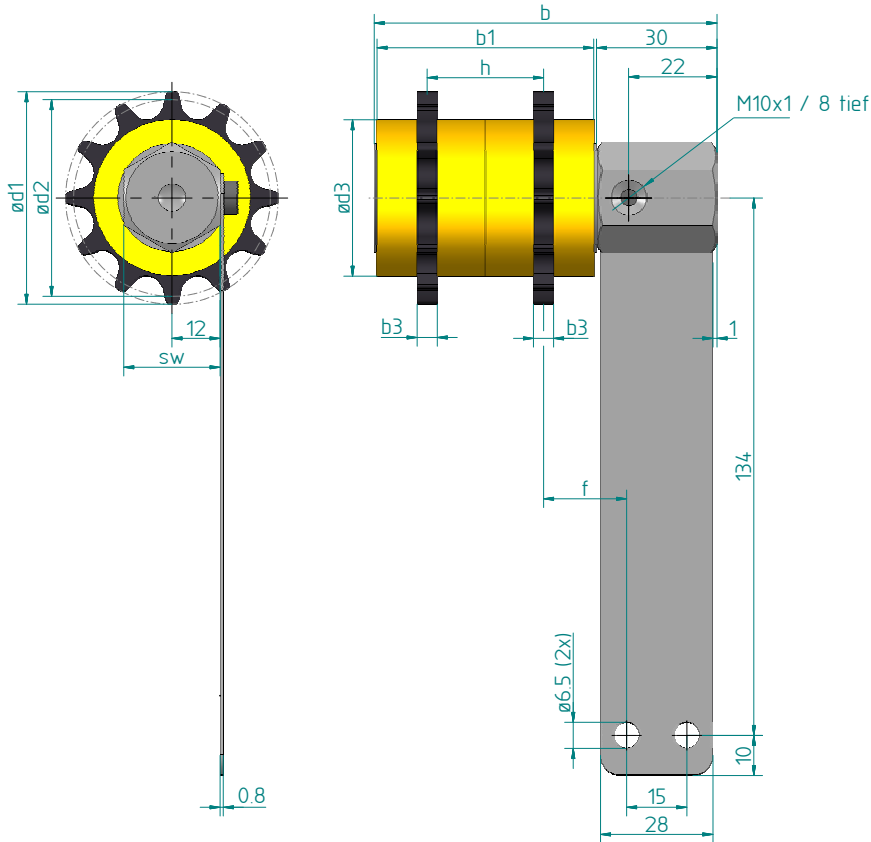
## mounting position:

arbitrary

Spring steel and screws enclosed loose.

DIN 8187-1/ 8188-1	z	b	b1	d1	d2	d3	f	h	b3	sw	part-no.
16B-2	8	142.1	80	75	66.4	48	33.2	30	10	24	136-502-108
20B-2	8	142.1	80	90	83.0	59	33.2	30	10	24	136-602-108
24B-2	10	162.1	100	138	123.3	93	33.2	50	10	24	136-702-110
28B-2	8	192.1	130	140	116.2	81	38.2	70	10	24	136-802-108
32B-2	8	192.1	130	150	132.8	93	38.2	70	10	24	136-902-108

# PU-Lubrication Sprocket triplex - right angle mounting axis and spring steel



## Description:

PU-Lubrication Sprocket for triplex-roller chain; mounted on angled axis; with spring steel; plain bearings;

## Material:

Sprocket: PA;  
axis: Steel nickel-plated;  
Roll: PU-foam;

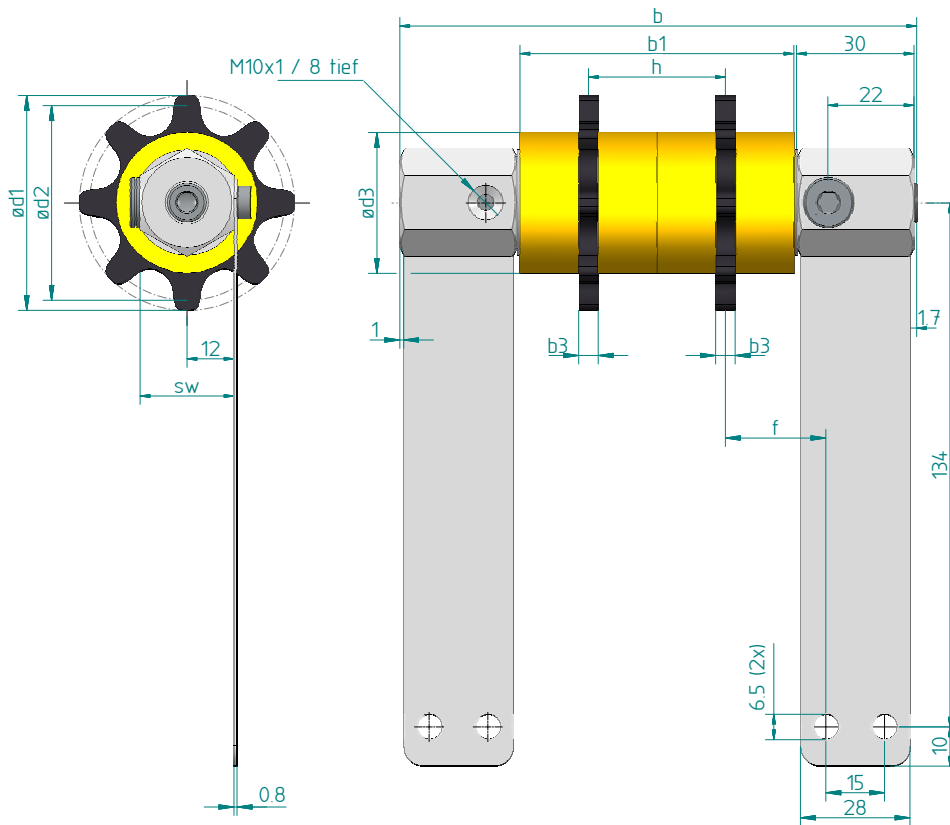
## mounting position:

horizontal  
(vertical mounting position on request)

Spring steel and screws enclosed loose.

DIN 8187-1/ 8188-1	z	b	b1	d1	d2	d3	f	h	b3	sw	part-no.
08B-3	12	85.4	54	53	49.1	39	20.7	29	5	24	136-203-112
10B-3	10	91.4	59	55	51.4	39	23.2	30	5	24	136-303-110

# PU-Lubrication Sprocket triplex - right angle mounting axis and double spring steel



## Description:

PU-Lubrication Sprocket for triplex-roller chain; mounted on angled axis; with spring steel; plain bearings;

## Material:

Sprocket: PA;  
axis: Steel nickel-plated;  
Roll: PU-foam;

## mounting position:

arbitrary

Spring steel and screws enclosed loose.

DIN 8187-1 / 8188-1	z	b	b1	d1	d2	d3	f	h	b3	sw	part-no.
12B-3	8	132.1	70	55	49.8	36	25.7	35	5	24	136-403-108*
16B-3	8	162.1	100	75	66.4	48	28.2	60	10	24	136-503-108
20B-3	8	182.1	120	90	83.0	59	33.2	70	10	24	136-603-108
24B-3	10	212.7	150	138	123.3	93	33.5	100	10	24	136-703-110
28B-3	8	262.7	200	140	116.2	81	43.5	130	10	24	136-803-108
32B-3	8	262.7	200	150	132.8	93	43.5	130	10	24	136-903-108

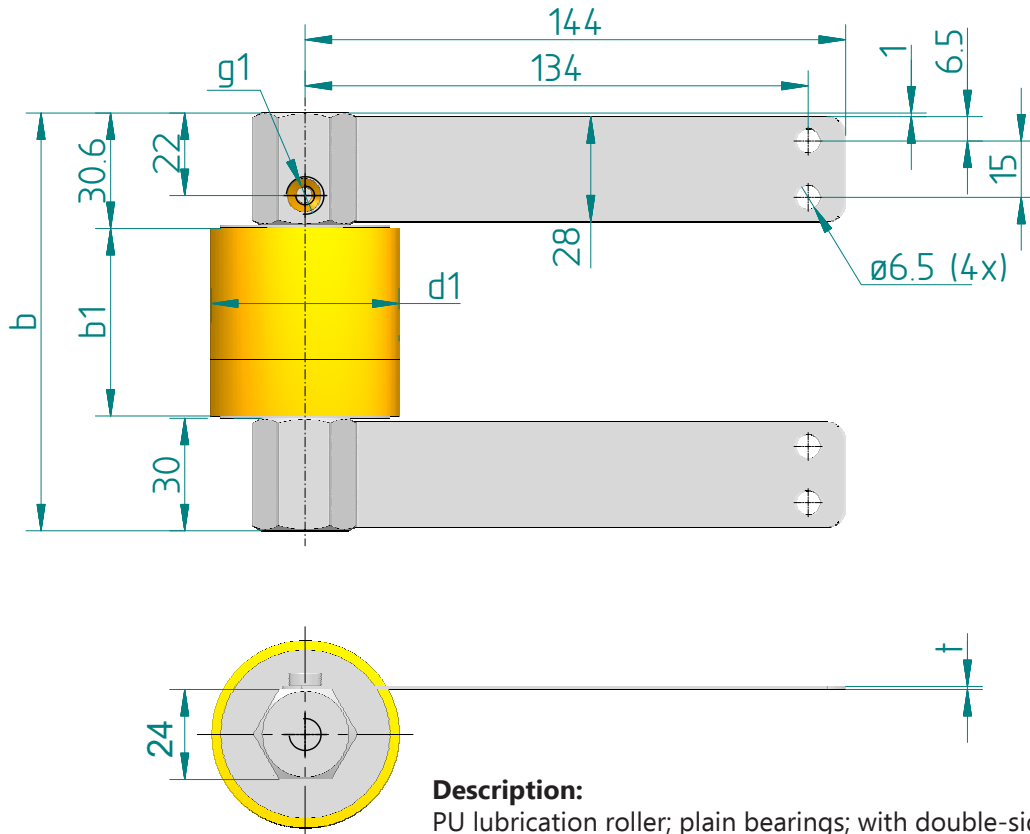
\*only horizontal mounting position possible (vertical mounting position on request)





b1	d1	b	d2	g1	part-no.
20	40	51.4	27	M10x1 10mm	137-020-403
24	40	55.4	27	M10x1 10mm	137-024-403
30	40	61.4	27	M10x1 10mm	137-030-403
40	40	71.4	27	M10x1 10mm	137-040-403
45	40	76.4	27	M10x1 10mm	137-045-403
50	65	81.4	45	M10x1 10mm	137-050-653
60	65	91.4	45	M10x1 10mm	137-060-653





**Description:**

PU lubrication roller; plain bearings; with double-sided recording; for one-sided, radial (angled) lubricant supply; on spring plates mounted; oil applications


**Material:**

Roll: open-cell PU foam;  
axis: Steel, nickel-plated;  
Spring steel: 1.4310

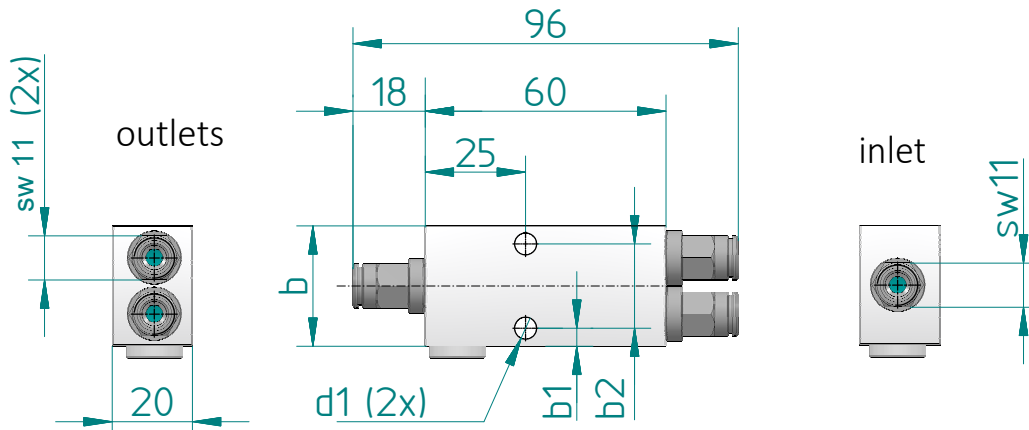
**Mounting position:**

horizontal

b1	d1	b	g1	t	part-no.
60	65	121.4	M10x1 10mm	0.8	137-060-654
70	65	131.4	M10x1 10mm	0.8	137-070-654
80	65	141.4	M10x1 10mm	0.8	137-080-654
90	65	151.4	M10x1 10mm	0.8	137-090-654



# Splitter for oil



**Description:**

Passive flow dividers (splitters) to expand FlexxPump; with tube connectors for 6mm OD tube

**Material:**

Splitter: aluminum; connectors: brass, nickel-plated

outlets	inlet	tube	outlets	tube	b	b1	b2	d1	part-no.
2	straight	6	straight	6	30	4.5	21	5.5	234-005-006
3	straight	6	straight	6	48	18	15	6.5	234-005-007
4	straight	6	straight	6	60	17.5	25	6.5	234-005-008

The splitters are to be connected as close as possible to the outlets of the FlexxPump.

Only one splitter can be installed at each outlet of the FlexxPump.

Depending on the type of FlexxPump, the splitters can be connected as follows:

- FlexxPump 125 max. 1 splitter with 4 outlets
- FlexxPump 500 max. 4 splitters with 4 outlets each
- FlexxPump 2000 max. 10 splitters with 4 outlets each

It is not possible to operate two or more splitters on one pump outlet (no cascade of splitters)!

It is important to ensure that the tube lengths after Distributor are the same.

The splitters can be used for oils from 60 cSt, preferably with oils from the DLS range.

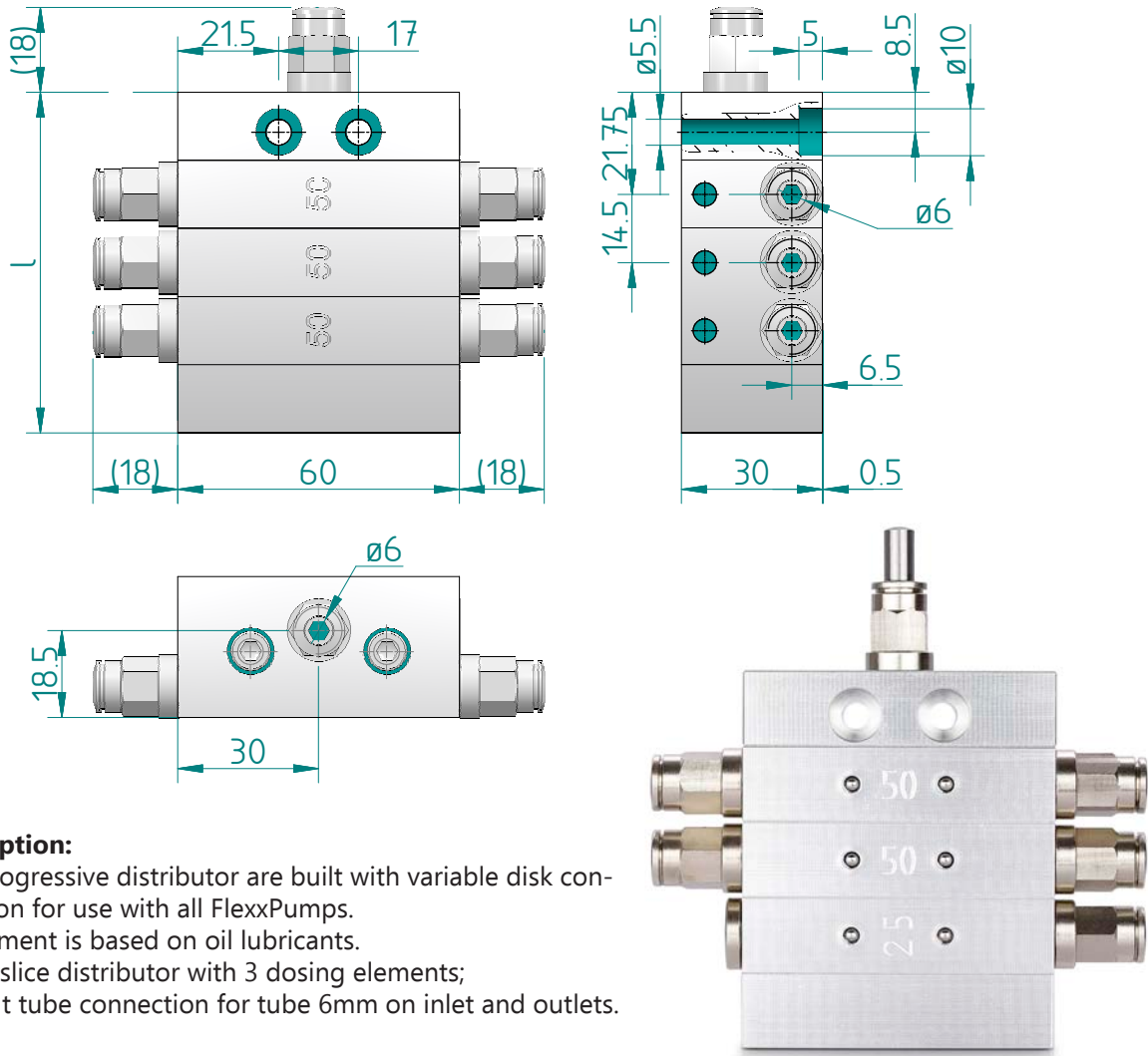
The splitters cannot be used when using lubricants with a solid content.

Operating temperature range: +10 ° C... +60 ° C

Splitters are primed with oil with H1 approval.



# Progressive distributor



## Description:

DLS progressive distributor are built with variable disk construction for use with all FlexxPumps. Adjustment is based on oil lubricants. 6-way slice distributor with 3 dosing elements; straight tube connection for tube 6mm on inlet and outlets.

## Material:

Distributor: aluminum;  
Connections: brass, nickel-plated

outlets	inlet	tube	outlets	tube	l	part-no.
2	straight	6	straight	6	72.5	238-000-002
3	straight	6	straight	6	72.5	238-000-003
4	straight	6	straight	6	72.5	238-000-004
5	straight	6	straight	6	72.5	238-000-005
6	straight	6	straight	6	72.5	238-000-006
7	straight	6	straight	6	87.0	238-000-007
8	straight	6	straight	6	87.0	238-000-008
9	straight	6	straight	6	101.5	238-000-009
10	straight	6	straight	6	101.5	238-000-010

#### Standard design:

- Modular disk constructed distributor in lightweight aluminum construction for use with FlexxPump 125/500/2000 for DLS oils
- 2 to 10 outlets per distributor possible
- Tube connection on inlet and outlets straight for 6 mm OD tube
- Maximum pressure 100 bar
- Dosing volume 50 mm<sup>3</sup>

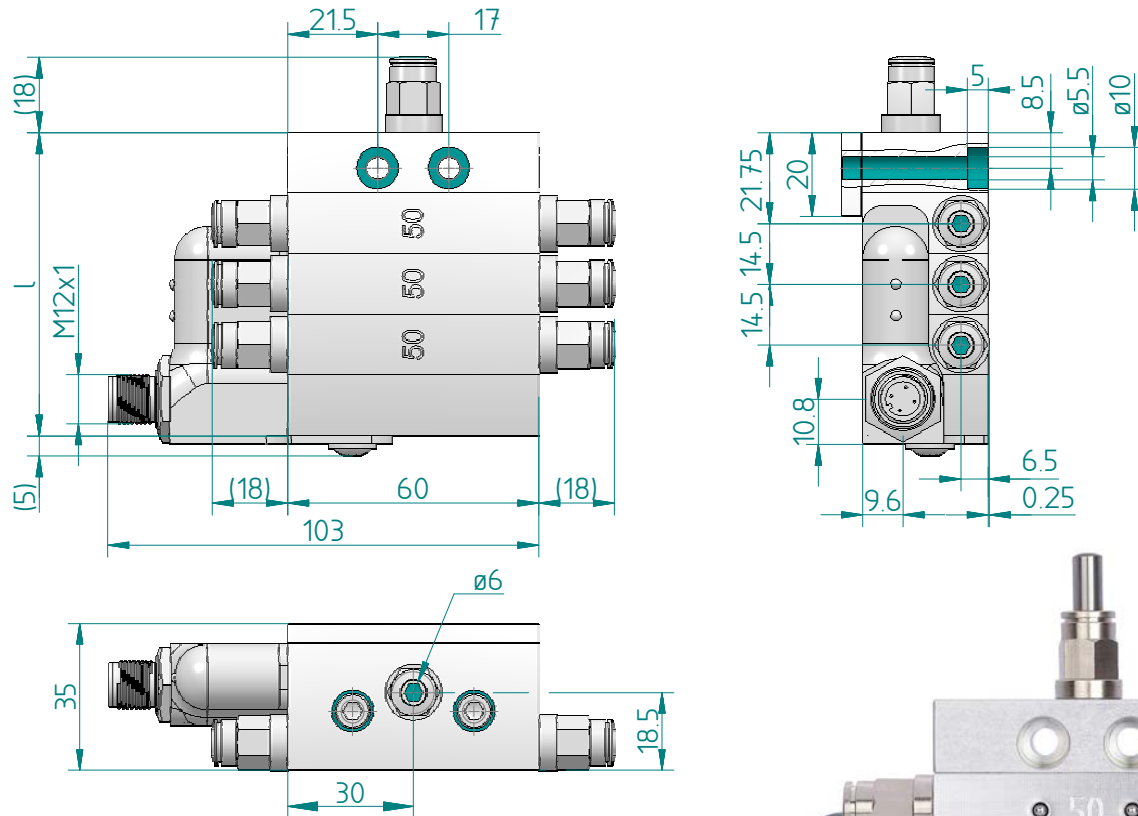
#### Special design (on request):

- Tube connection in various designs, straight / right-angled
- Different tube diameter,
- 4/6/8 mm on inlet or outlet
- Establishing the locations of the outlets
- Different delivery amounts per outlet through disc elements with different dosing volume (25/50/100 mm<sup>3</sup>)

#### Good to know:

- Only suitable DLS lubricant can be used!
- Operating temperature range: -20 ° C... +60 ° C (depending on the lubricant used)
- In connection with FlexxPump 125/500/2000 cannot be used in series (no main and secondary distributors / cascading)
- Primed with H1 approved oil

# Progressive distributor with circulation monitoring




## Description:

DLS progressive distributor in lightweight solution are built in a variable disk construction for all types of Flexx-Pump series. Alignment is based on oil lubricants. 6-way slice distributor with 3 dosing elements; straight tube connection for 6mm OD tube on inlet and outlets.

## Material:

Distributor: aluminum  
Connections: brass, nickel-plated





outlets	inlet	tube	outlets	tube	l	part-no.
2	straight	6	straight	6	72.5	238-010-002
3	straight	6	straight	6	72.5	238-010-003
4	straight	6	straight	6	72.5	238-010-004
5	straight	6	straight	6	72.5	238-010-005
6	straight	6	straight	6	72.5	238-010-006
7	straight	6	straight	6	87.0	238-010-007
8	straight	6	straight	6	87.0	238-010-008
9	straight	6	straight	6	101.5	238-010-009
10	straight	6	straight	6	101.5	238-010-010

### Standard design:

- Modular disk constructed distributor in lightweight aluminum construction for use with FlexxPump 125/500/2000 for DLS oils
- With circulation monitoring to control the correct operation of all outlets
- 2 to 10 outlets per distributor possible
- Tube connection on inlet and outlets straight for 6 mm OD tube.
- Maximum pressure 100 bar
- Dosing volume 50 mm<sup>3</sup>

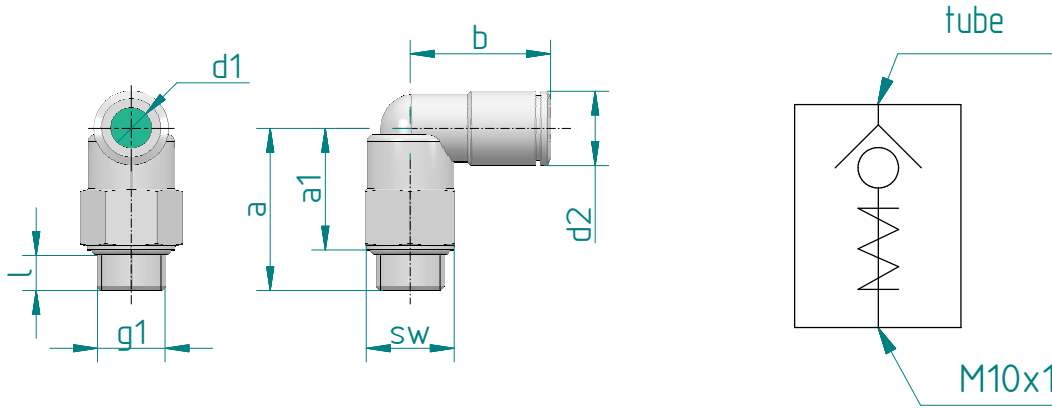
### Special design (on request):

- Tube connection in various designs, straight / right-angled
- Different tube diameter,
- 4/6/8 mm on inlet or outlet
- Establishing the locations of the outlets
- Different delivery amounts per outlet through disc elements with different dosing volume (25/50/100 mm<sup>3</sup>)

### Good to know:

- Only suitable DLS lubricant can be used!
- Operating temperature range: -20 ° C... +60 ° C (depending on the lubricant used)
- In connection with FlexxPump 125/500/2000 cannot be used in series (no main and secondary distributors / cascading)
- Primed with H1 approved oil

# Tube connector with check valve



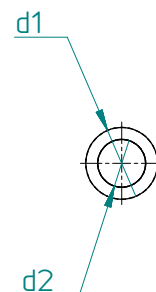
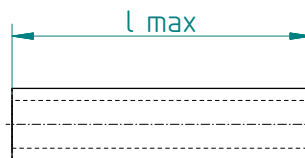
**Description:**

Tube connector with integrated check valve; right-angled; 360° rotatable;

**Material:**

brass, nickel-plated;  
Seal: NBR

d1	g1	d2	a	a1	b	l	sw	part-no.
4	M10x1	9	24	18	20	5.5	13	134-001-200
6	M10x1	11	24	18	20,5	5.5	13	134-001-201
8	M10x1	13	25	19	23,5	5.5	13	134-001-202



**Description:**

Tube pre-filled with lubricant; (only OE1)

**Material:**


PA; black ; transparent only for oil

lubricant	d1	d2	l max.	good to know	part-no.
OE1	6	4	15 m	tube, black; by meter	134-003-051
empty	6	3	50 m	tube, transparent; by meter	134-004-002

accessories	part-no.
Tube cutter	134-002-002


# Oil OE1

## Oil for chains




### Oil OE1

- Highly viscous, adhesive lubricant
- Synthetic white oil
- Pressure and adhesive lubricant with EP and boundary lubricating properties
- With H1 approval



#### Performance:


- Lubrication of chains and plain bearings
- Pumpability in lubrication systems: +5 ° C ... +65 ° C



Operating temperature range: -10 ° C ... +80 ° C


description	lubricant	volume	usage	part-no.
cartridge for FlexxPump 125	OE1	125 cc	FlexxPump 125	000-201-101
cartridge for FlexxPump 125	OE1	250 cc	FlexxPump 125	000-201-102
cartridge for FlexxPump 400	OE1	400 cc	FlexxPump 400	000-201-105
canister	OE1	5 liter		000-201-503





### Oil OE3

- Paraffin oil based lubricant
- H1 approval
- Very good wear and corrosion protection



#### Performance:

- Lubrication of chains and plain bearings
- Pumpability in lubrication systems: + 5 ° C ... + 80 ° C

Operating temperature range: -10 ° C ... +120 ° C

description	lubricant	volume	part-no.
canister	OE3	5 liter	000-201-505
canister	OE3	20 liter	000-201-507



# Bracket for FlexxPump 125 & Distributor




**Description:**  
Universal stainless steel bracket for all types FlexxPump 125; for easy assembly on rear support tab for stability



**Description:**  
Stainless steel brackets for all types FlexxPump 125; for splitters (oil); different configurations splitter not included;



**Description:**  
Stainless steel brackets for all types FlexxPump 125; for progressive distributor (oil); different configurations Progressive distributor not included;



**Description:**

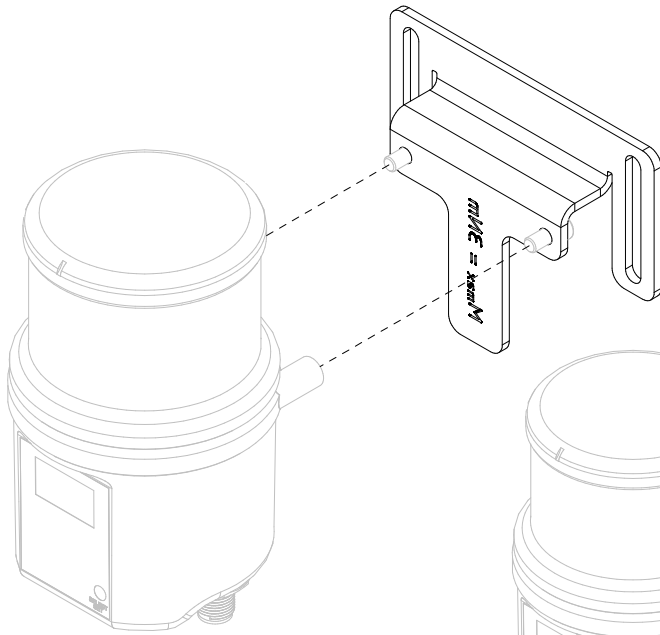
Accessory bracket in stainless steel for all types FlexxPump 500;

With screws to attach the FlexxPump 500;

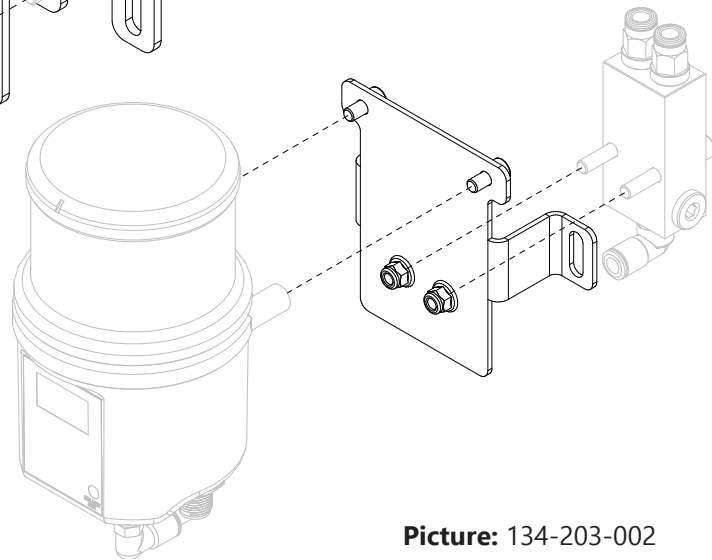
Different configurations;

Solid execution;

# Brackets for FlexxPump 125 & Splitter



**Picture:** 134-200-000



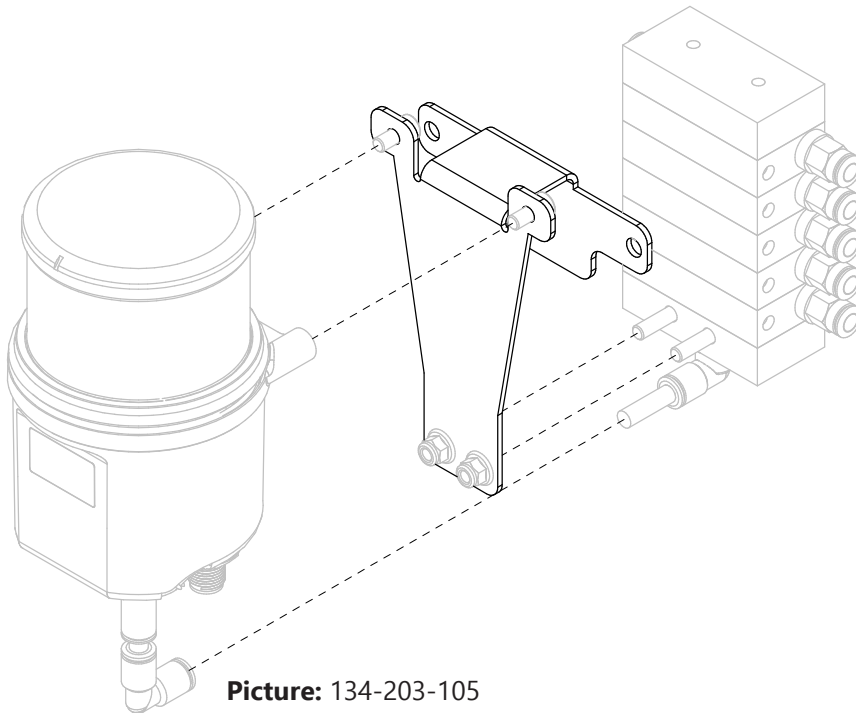
**Picture:** 134-203-002

description	part-no.
brackets (stainless steel) for all types FlexxPump 125	134-200-000

description	type splitter	position splitter	part-no.
brackets (stainless steel) for FlexxPump 125 and 2-way Splitter	2-outlet	behind	134-203-002
brackets (stainless steel) for FlexxPump 125 and 3-way Splitter	3-outlet		134-203-003
brackets (stainless steel) for FlexxPump 125 and 4-way Splitter	4-outlet		134-203-004



# Brackets for FlexxPump 125 & Progressive distributor



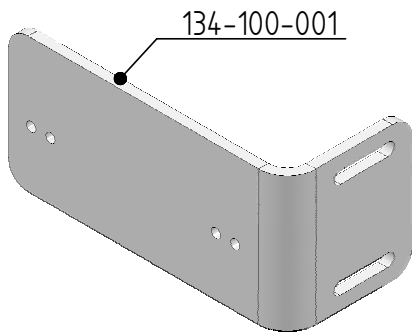
Picture: 134-203-105



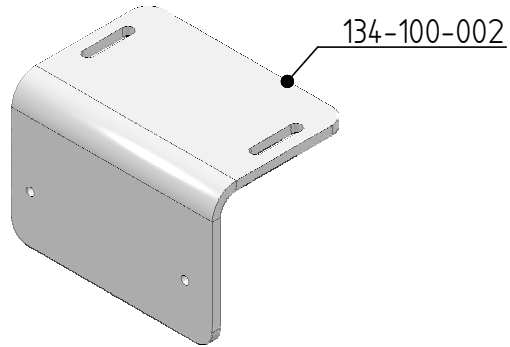
description	position	part-no.
brackets (stainless steel) for FlexxPump 125 and PGV 2 outlets	behind	134-203-102
brackets (stainless steel) for FlexxPump 125 and PGV 3 outlets		134-203-103
brackets (stainless steel) for FlexxPump 125 and PGV 4 outlets		134-203-104
brackets (stainless steel) for FlexxPump 125 and PGV 5 outlets		134-203-105
brackets (stainless steel) for FlexxPump 125 and PGV 6 outlets		134-203-106
brackets (stainless steel) for FlexxPump 125 and PGV 7 outlets		134-203-107
brackets (stainless steel) for FlexxPump 125 and PGV 8 outlets		134-203-108
brackets (stainless steel) for FlexxPump 125 and PGV 9 outlets		134-203-109
brackets (stainless steel) for FlexxPump 125 and PGV 10 outlets		134-203-110

# Brackets for FlexxPump 500

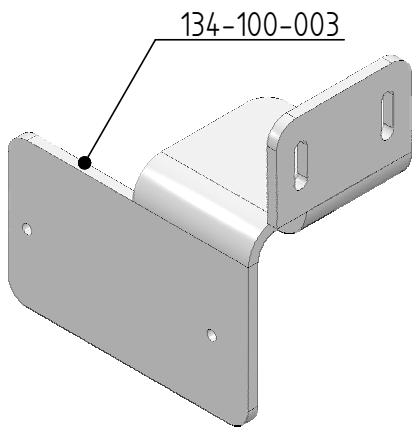
Type 1



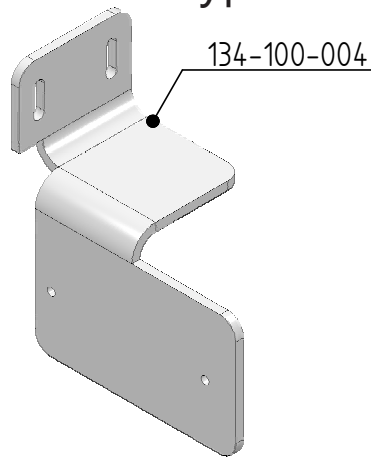
Type 2



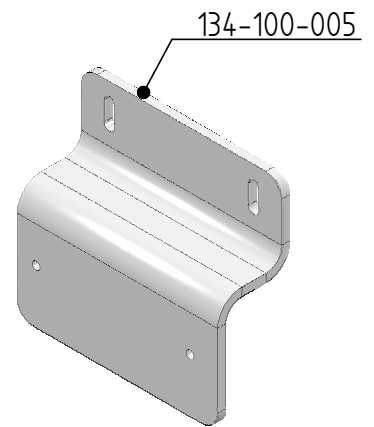
Type 3



Type 4



Type 5




description	part-no.
accessory bracket type 1; for FlexxPump 500	134-100-001
accessory bracket type 2; for FlexxPump 500	134-100-002
accessory bracket type 3; for FlexxPump 500	134-100-003
accessory bracket type 4; for FlexxPump 500	134-100-004
accessory bracket type 5; for FlexxPump 500	134-100-005



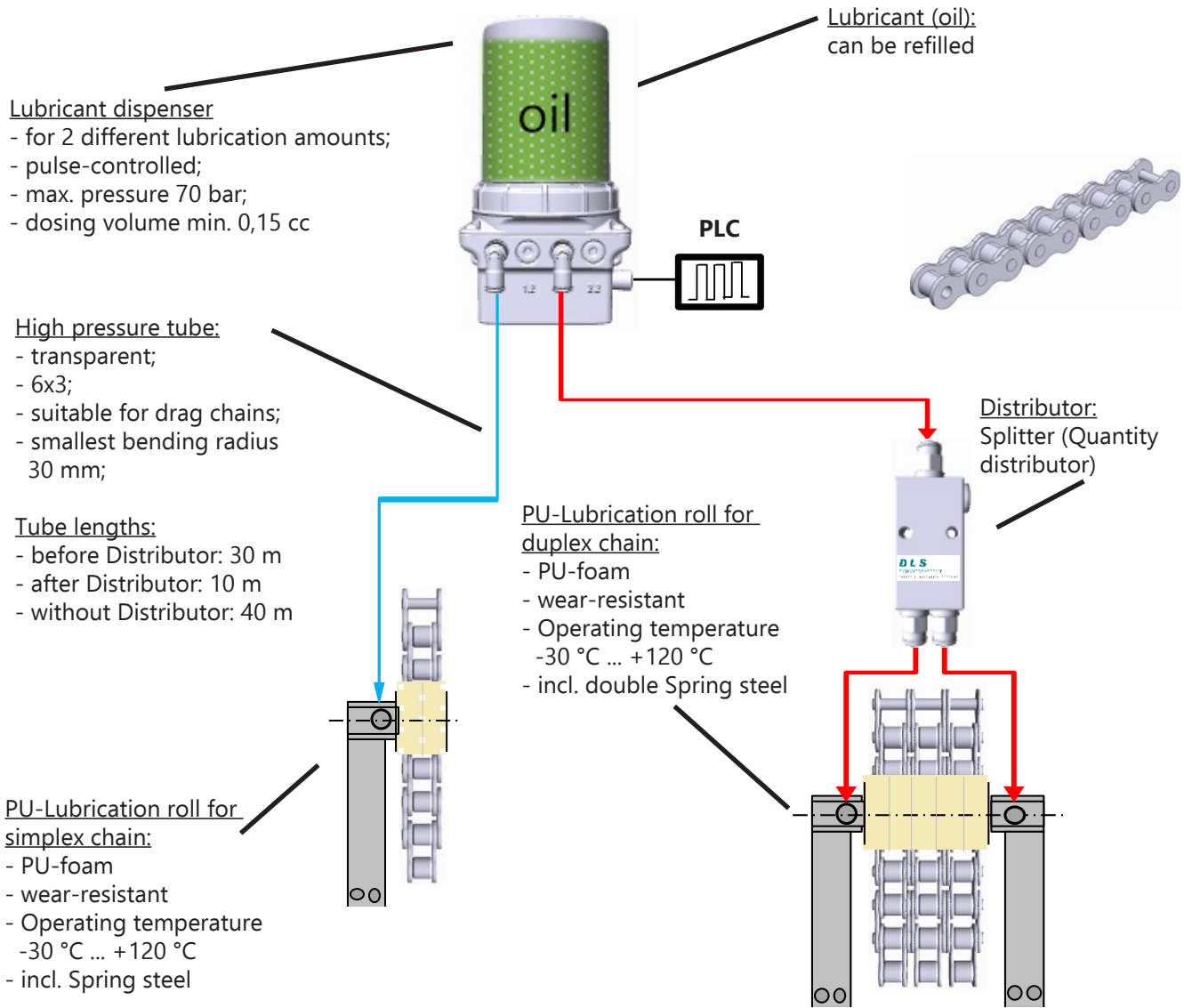
**Notice:**  
FlexxPump 500 not included;  
See dimension sheet for dimensions

Brackets for FlexxPump 500 are identical to Brackets for FlexxPump 400



# Lubrication Schematics

## Chain lubrication



# Lubrication Schematics

## Hollow pin chain

- Lubricant dispenser
- for 1 lubrication amount;
  - pulse-controlled;
  - max. pressure 70 bar;
  - dosing volume min. 0,15 cc

Lubricant (oil):  
can be refilled

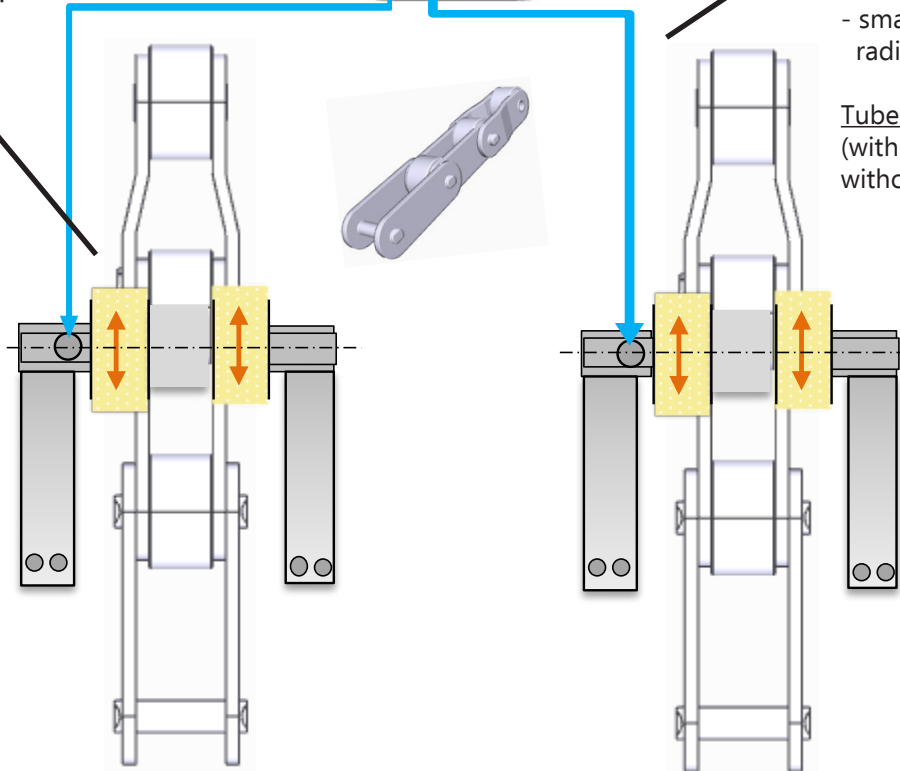


PLC

- High pressure tube:
- transparent; 6x3;
  - Suitable for drag chains;
  - smallest bending radius 30 mm

- PU-Lubrication roll  
for hollow pin chain:
- PU-foam
  - wear-resistant
  - Operating temperature  
-30 °C ... +120 °C
  - incl. double  
Spring steel

Tube lengths:  
(with suitable oils)  
without Distributor 40 m





1705 Valley Road,  
Wanamassa, NJ 07712  
800/713-6170  
Fax 732/493-2949

E-mail [info@andantex.com](mailto:info@andantex.com)  
[www.andantex.com](http://www.andantex.com)

**DLS**  
SCHMIERSYSTEME  
DIRECT LUBRICATION SYSTEMS

Gewerbering 5  
D-82140 Olching

**Phone:** +49 8142 650 690  
**Email:** [mail@dls-schmiersysteme.de](mailto:mail@dls-schmiersysteme.de)  
**Website:** [www.dls-schmiersysteme.de](http://www.dls-schmiersysteme.de)