Servo Couplings



Bellows Couplings

- Zero-backlash with high torsonional stiffness
- Suitable for all motion control applications
- Compensate for shaft misalignment
- Torque capacity up to 4000 Nm

Elastomer Couplings

- Zero-backlash with vibration/resonace dampening
- Lower cost alternative for less precise applications
- Compensate for shaft misalignment
- Torque capacity up to 2000 Nm

Distance Couplings

- Zero-backlash
- Span large distances up to 20 ft
- Bellows or elastomer style compensate for misalignment
- Torque capacity up to 9000 Nm



Safety Couplings

- Mechanical crash protection: disengages at specific torque level
- Zero-backlash
- Torque capacity up to 2000 Nm

Couplings Selection Guide

			Max Torque Range					
			High (9,000 Nm - 1,500 Nm)		Medium (1,300 Nm - 550 Nm)		Low (125 Nm - 110 Nm)	
			Bellows Couplings	Elastomer Couplings	Bellows Couplings	Elastomer Couplings	Bellows Couplings	Elastomer Couplings
Standard Couplings	All Purpose		KM*	EKM	KP*, KG*			
Standard Couplings	Low Cost						KLC	EKC
Specialty Couplings	High Speed			ESM-A	KHS			
Specialty Couplings	Stainless Steel				KG-VA*			
Specialty Couplings	High Torque		KSD					
Specialty Couplings	High Torsional Stiffness		KSS, KR*					
Specialty Couplings	For easy Installation		KGH		KPP*, KPS*			
Distance Couplings	For easy Installation		WDS	EKHZ				
Distance Couplings	Low Cost							EDC
Safety Couplings	Direct Drive	Radial Clamp	SKB-KP*	SKB-EK				
Safety Couplings	Direct Drive	Conical Clamp	SKY-KS	SKY-ES				
Safety Couplings	Direct Drive	Keyed	SKW-KP					
Safety Couplings	Indirect Drive	Radial Clamp	SKB		SKX-L			
Safety Couplings	Indirect Drive	Conical Clamp	SKY		SKG			
Safety Couplings	Indirect Drive	Keyed	SKW					

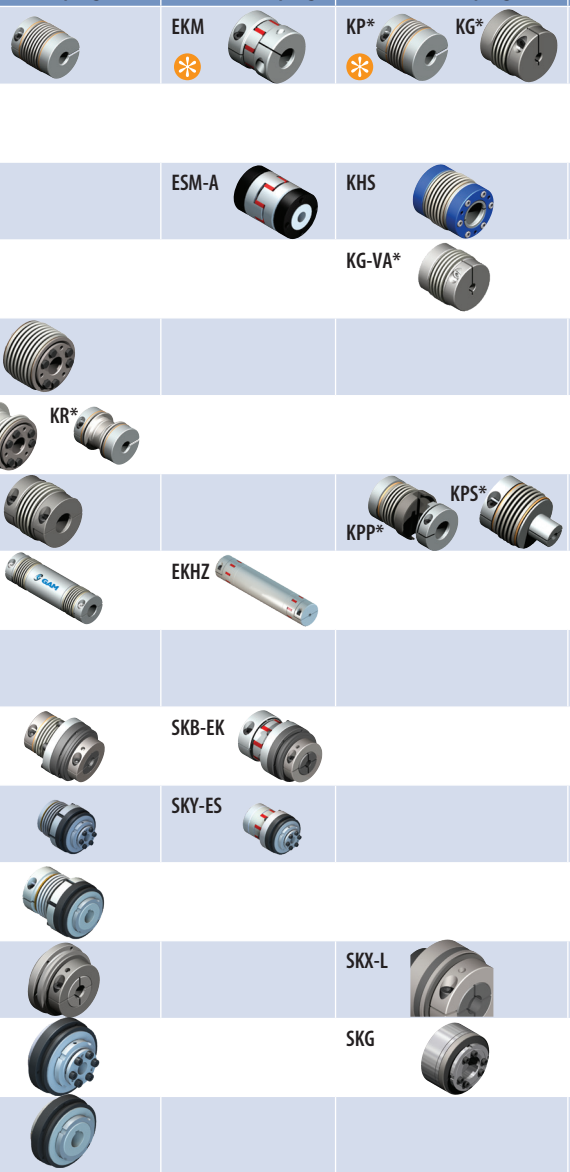

All GAM couplings are zero backlash, low inertia, and compensate for shaft misaglignments

- **Bellows couplings**: Torsionally Stiff - Temperatures up to 300°C
- **Elastomer couplings:** Provide Vibration / Resonance Dampening - Temperatures up to 120°C
- **Safety couplings:** Adjustable torque settings, and single point 360° re-engagement

Couplings available same day

*EASY Clamp system for easy install / un-install

Couplings

Bellows Couplings



KM Series (Most Popular)
- Designed for Dynamic Servo Applications
- Low inertia aluminum hubs, and EASY Clamp radial clamping
- Bore range: 3 mm - 85 mm
  Torque range: 0.4 Nm - 1300 Nm

KP Series (Most Popular)
- Short length with high torsional stiffness
- Low inertia aluminum hubs, and EASY Clamp radial clamping
- Bore range: 3 mm - 75 mm
  Torque range: 2 Nm - 900 Nm

KLC Series (Most Popular)
- Low cost steel construction
- Three sizes available
- Bore range: 10 mm - 43 mm
  Torque range: 25 Nm - 125 Nm

KG Series (Most Popular)
- Steel construction
- Many sizes available with EASY Clamp radial clamping
- Bore range: 6 mm - 90 mm
  Torque range: 5 Nm - 1300 Nm



KR Series
- Unique bellows design for high torsional stiffness
- EASY Clamp radial clamping hub for easy install/uninstall
- Bore range: 14 mm - 89 mm
  Torque range: 25 Nm - 1500 Nm

KSS Series
- Similar to the KR coupling, with short length and high torque
- Self-centering conical bushings for high clamping forces
- Bore range: 10 mm - 102 mm
  Torque range: 25 Nm - 2500 Nm

KG-VA Series
- Stainless steel design for corrosion resistance
- 2 or 4 bellows options
- Bore range: 8 mm - 90 mm
  Torque range: 4 Nm - 1000 Nm

KGH Series
- Split hubs for easy installation when shafts cannot be moved
- 2 or 4 bellows options
- Bore range: 6 mm - 85 mm
  Torque range: 20 Nm - 1600 Nm

KSD Series
- High clamping forces, high torque, self-centering conical bushings
- Maximum misalignment with short length
- Bore range: 6 mm - 102 mm
  Torque range: 10 Nm - 4000 Nm



KHS Series
- High speeds up to 25,000 rpm
- Very low inertia, and high stiffness
- Bore Range: 6 mm - 60 mm
  Torque Range: 15 Nm - 600 Nm



KPP Series
- Short length, plug-in design with high stiffness
- EASY Clamp system for easy install/uninstall
- Bore range: 6 mm - 70 mm
  Torque range: 10 Nm - 600 Nm



KPS Series
- Expandable split shaft design for hollow bore applications
- EASY Clamp system for easy install/uninstall
- Bore range: 3 mm - 70 mm
  Torque range: 2 Nm - 600 Nm

Elastomer Couplings

EKC Series (Most Popular)

- Low cost elastomer coupling for motion control applications
- Radial clamping hubs, zero backlash, & same day delivery avail.
- Bore range: 5 mm - 45 mm
  Torque range: 5 Nm - 110 Nm

EKM Series (Most Popular)

- Performance elastomer coupling for motion control applications
- Radial clamping hubs, zero backlash, & same day delivery avail.
- Bore range: 3 mm - 90 mm
  Torque range: 2 Nm - 2000 Nm



ESM-A Series

- High speeds and conical clamping hubs
- Excellent dampening capabilities
- Bore range: 6 mm - 85 mm
  Torque range: 10 Nm - 2000 Nm

Distance Couplings

EDC Series

- Low cost elastomer drive shaft coupling with split hubs
- Custom lengths up to 20 feet and quick standard delivery
- Bore range: 8mm - 45mm
  Torque range: 25 Nm - 110 Nm



EKHZ Series

- Elastomer drive shaft coupling with split hubs
- Excellent dampening capabilities and lengths up to 3 meters
- Bore range: 10 mm - 100 mm
  Torque range: 20 Nm - 1600 Nm

WDS Series

- Bellows drive shaft coupling with split hubs
- Lengths up to 20 feet with high speeds and low inertia
- Bore Range: 6 mm - 85 mm
  Torque range: 15 Nm - 1600 Nm

Safety Couplings – Direct Drive



SKB-KP Series

- Radial clamping hubs, adjustable torque, and high stiffness
- Maximum misalignment and single point 360° re-engagement
- Bore range: 6 mm - 100 mm
  Torque range: 2 Nm - 2000 Nm

SKY-KS Series

- Conical clamping hubs, adjustable torque, and high stiffness
- Maximum misalignment and single point 360° re-engagement
- Bore range: 3 mm - 130 mm
  Torque range: 1 Nm - 9000 Nm



SKW-KP Series

- Keyed hub connection on safety element
- Maximum misalignment and single point 360° re-engagement
- Bore range: 6 mm - 140 mm
  Torque range: 2 Nm - 9000 Nm

SKB-EK Series

- Radial clamping hubs, and excellent dampening capabilities
- Adjustable torque, and single point 360° re-engagement
- Bore range: 6 mm - 100 mm
  Torque range: 2 Nm - 2000 Nm



SKY-ES Series

- Conical clamping hubs, and excellent dampening capabilities
- Adjustable torque, and single point 360° re-engagement
- Bore range: 5 mm - 85 mm
  Torque range: 2 Nm - 2000 Nm

Safety Couplings – Indirect Drive



SKB Series

- Single bolt radial clamping hub for easy installation
- Integrated ball bearing for high running accuracy and high radial/axial loads
- Bore range: 6 mm - 100 mm
  Torque range: 2 Nm - 2000 Nm



SKY Series

- Conical clamping hub
- Integrated ball bearing for high axial and radial loads
- Bore range: 5 mm - 80 mm
  Torque range: 2 Nm - 9000 Nm



SKW Series

- Keyed hub connection
- Integrated ball bearing for high axial and radial loads
- Bore range: 6 mm - 110 mm
  Torque range: 2 Nm - 9000 Nm



SKX-L Series

- Single bolt radial clamping hub for easy installation
- Longer bearing journal for integrated slide bearing
- Bore range: 7 mm - 58 mm
  Torque range: 2 Nm - 800 Nm



SKG Series

- Conical clamping hub for high clamping forces
- Integrated bearing to support pulleys and sprockets
- Bore range: 12 mm - 44 mm
  Torque range: 2 Nm - 550 Nm

Hubs:



Aluminum Radial Clamping Hub (also available in steel and stainless steel)

- High tensile strength, low weight aerospace aluminum provides very low inertia for better system performance.
- New EASY Clamp System prevents damage to hubs for easy shaft mounting and dismounting while compensating for tolerance differences between shaft and hub. (Available on select couplings.)
- Balancing Plug is positioned at a precise angle in the hub for balanced, high speed performance.
- Precision machined involutes (not a die cast).
- Zero backlash torque transmission is guaranteed.
- Only one clamping screw allows for fast installation.

Steel Conical Bushings (also available in aluminum for high torque, high speed applications up to 25,000 rpm)

- High clamping forces to insure safe transmission of torque and backlash free connection.
- Additional draw-off holes provide easy hub removal.
- Unique hub design offers shortest coupling length.
- Precision machined aluminum conical clamping ring insures a high speed balanced coupling up to 25,000 rpm at very high torque ranges.

Special Hub Designs

- Flange mounted versions allow custom mounting configurations directly to the machine.
- All metal pluggable versions offer easy mounting in high temperature applications up to 300°C (572°F).
- Expanding cone clamping hub is ideal for hollow shaft assembly.

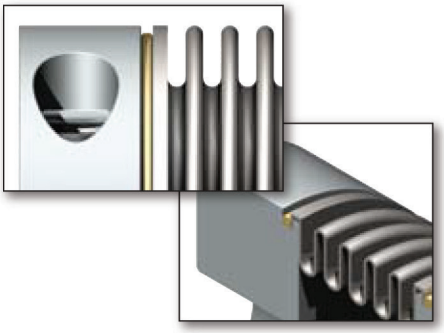

Connection Methods:

Brass Wire Press-Fit Connection

- Mechanically formed between hub and multi-layered bellow for a strong zero backlash connection.
- No glue connection insures connection in high temperature, chemical sensitive applications.



Welded Connection

- Micro plasma weld connection offers excellent weld consistency and even heat distribution resulting in high quality welds for a long lasting connection between hub and bellow.
- Ideal for high temperature applications where steel or stainless steel is required.

Torque Transmission Elements:

Bellows

- Guarantees a zero backlash torque transmission with extremely high torsional stiffness while maintaining flexibility for compensation of misalignment.
- Low mass moment of inertia for increased system performance.
- Maintenance free up to temperatures of 300°C (572°F).
- Depending upon torsional stiffness requirements, lateral spring rates and lengths, standard bellows are available in 2, 4 and 6 corrugations. For longer lengths, custom manufacturing is available.



Elastomers

- Elastomers vary in hardness values from 98 Shore A (red) for maximum dampening capabilities to 72 Shore D (white) where higher stiffness is required.
- Excellent electrical insulator to prevent the transfer of electrical fields.
- Involute shaped teeth provide easy plug-in assembly for long and durable life.

Torque Tubes

- Available in aluminum, steel or stainless depending upon torque and length requirements.
- The different materials can accommodate different stiffness requirements at various lengths.

KM Series Bellows Couplings



Major Features

- Maximum flexibility in the angular, axial and lateral directions and high torsional stiffness.
- With EASY Clamp System for easy install and un-install.
- Same day delivery available

Material

- Stainless steel bellow; aluminum hubs

Technical data/Dimensions

Size KM	Nominal Torque	Moment of Inertia	Torsion Resistance	Max. Lateral Misalignment	Mass	Screw Size	Torque to Tighten Screws	Outer Diameter	Length	Bore Range min.	Bore Range max.
	Nm (lb-in)	10^{-3}kgm^2 (lb-in^2)	Nm/arcmin (lb-ft/Deg)	mm (inch)	kg (lbs)		Nm (lb-in)	mm (inch)	mm (inch)	mm (inch)	mm (inch)
KM-0.4	0.4	0.0003	0.05	0.2	0.01	M2.5	1	16.5	30	3	6.35
	(4)	(0.001)	(2)	(0.008)	(0.02)		(9)	(0.650)	(1.181)	(0.118)	(0.250)
KM-0.9	0.9	0.0004	0.09	0.2	0.01	M2.5	1	16.5	31.5	3	6.35
	(8)	(0.001)	(4)	(0.008)	(0.02)		(9)	(0.650)	(1.240)	(0.118)	(0.250)
KM-2	2	0.003	0.23	0.2	0.03	M3	2	24.5/27.5	42	3	10/14
	(18)	(0.01)	(10)	(0.008)	(0.07)		(18)	(0.965)/(1.083)	(1.654)	(0.118)	(0.394)/(0.551)
KM-4	4	0.003	0.46	0.2	0.04	M3	2	24.5/27.5	43.5	5	10/14
	(35)	(0.01)	(20)	(0.008)	(0.09)		(18)	(0.965)/(1.083)	(1.713)	(0.197)	(0.394)/(0.551)
KM-7	7	0.014	1.1	0.25	0.08	M4	4	34	57	6	17
	(62)	(0.05)	(49)	(0.010)	(0.18)		(35)	(1.339)	(2.244)	(0.236)	(0.669)
KM-8	8	0.026	1.35	0.3	0.13	M5	7	39.5/44.5	60	6	19/24
	(71)	(0.09)	(60)	(0.012)	(0.29)		(62)	(1.555)/(1.752)	(2.362)	(0.236)	(0.748)/(0.945)
KM-12	12	0.03	2.05	0.25	0.14	M5	7	39.5/44.5	62	6	19/24
	(106)	(0.10)	(91)	(0.010)	(0.31)		(62)	(1.555)/(1.752)	(2.441)	(0.236)	(0.748)/(0.945)
KM-20	20	0.14	5.2	0.25	0.3	M6	14	56	70	9	30
	(177)	(0.48)	(230)	(0.010)	(0.66)		(124)	(2.205)	(2.756)	(0.354)	(1.181)
KM-35	35	0.14	5.8	0.25	0.3	M6	14	56	70	14	30
	(310)	(0.48)	(257)	(0.010)	(0.66)		(124)	(2.205)	(2.756)	(0.551)	(1.181)
KM-60	60	0.29	8.7	0.3	0.5	M8	35	66	77	15	34
	(531)	(0.99)	(385)	(0.012)	(1.10)		(310)	(2.598)	(3.031)	(0.591)	(1.339)
KM-80	80	0.79	14	0.3	0.8	M10	65	82	90	17	43
	(708)	(2.70)	(620)	(0.012)	(1.76)		(575)	(3.228)	(3.543)	(0.669)	(1.693)
KM-170	170	0.83	17	0.3	0.8	M10	65	82	92	22	43
	(1505)	(2.84)	(753)	(0.012)	(1.76)		(575)	(3.228)	(3.622)	(0.866)	(1.693)
KM-270	270	2.2	32	0.3	1.4	M12	115	101	100	27	55
	(2390)	(7.52)	(1417)	(0.012)	(3.09)		(1018)	(3.976)	(3.937)	(1.063)	(2.165)
KM-400	400	2.4	47	0.3	1.5	M12	115	101	106	32	55
	(3540)	(8.20)	(2081)	(0.012)	(3.31)		(1018)	(3.976)	(4.173)	(1.260)	(2.165)
KM-600	600	4.7	67	0.3	2.2	M14	180	122	120	35	70
	(5310)	(16.06)	(2967)	(0.012)	(4.85)		(1593)	(4.803)	(4.567)	(1.378)	(2.756)
KM-900	900	9	105	0.3	3.3	M14	200	133	143	40	75
	(7966)	(30.75)	(4649)	(0.012)	(7.28)		(1770)	(5.236)	(5.630)	(1.575)	(2.953)
KM-1300	1300	14	170	0.3	4.2	M16	290	157	145	60	85
	(11506)	(47.84)	(7528)	(0.012)	(9.26)		(2567)	(6.181)	(5.709)	(2.362)	(3.346)

KP Series Bellows Coupling



Major Features

- Higher torsional stiffness and a shorter overall length.
- Tightening only one screw per hub locks the coupling free of backlash.
- Advantageous for space constrained or blind assembly installations.
- With EASY Clamp System for easy install and un-install.

Material

- Stainless steel bellow; aluminum hubs

Technical data/Dimensions

Size KP	Nominal Torque	Moment of Inertia	Torsion Resistance	Max. Lateral Misalignment	Mass	Screw Size	Torque to Tighten Screws	Outer Diameter	Length	Bore Range min.	Bore Range max.
	Nm (lb-in)	10^{-3}kgm^2 (lb-in^2)	Nm/arcmin (lb-ft/Deg)	mm (inch)	kg (lbs)		Nm (lb-in)	mm (inch)	mm (inch)	mm (inch)	mm (inch)
KP-2	2	0.0025	0.4	0.1	0.03	M3	2	24.5/27.5	35	3	10/14
	(18)	(0.009)	(18)	(0.004)	(0.07)		(18)	(0.965)/(1.083)	(1.378)	(0.118)	(0.394)/(0.551)
KP-5	5	0.0028	0.8	0.1	0.04	M3	2	24.5/27.5	36	6	10/14
	(44)	(0.010)	(35)	(0.004)	(0.09)		(18)	(0.965)/(1.083)	(1.417)	(0.236)	(0.394)/(0.551)
KP-7	7	0.012	1.7	0.15	0.08	M4	4	34	47	6	17
	(62)	(0.04)	(75)	(0.006)	(0.18)		(35)	(1.339)	(1.850)	(0.236)	(0.669)
KP-8	8	0.025	2.1	0.15	0.13	M5	7	39.5/44.5	51	6	19/24
	(71)	(0.09)	(93)	(0.006)	(0.29)		(62)	(1.555)/(1.752)	(2.008)	(0.236)	(0.748)/(0.945)
KP-12	12	0.028	2.6	0.15	0.13	M5	7	39.5/44.5	51	6	19/24
	(106)	(0.10)	(115)	(0.006)	(0.29)		(62)	(1.555)/(1.752)	(2.008)	(0.236)	(0.748)/(0.945)
KP-20	20	0.13	9	0.2	0.3	M6	14	56	61	9	30
	(177)	(0.44)	(399)	(0.008)	(0.66)		(124)	(2.205)	(2.402)	(0.354)	(1.181)
KP-25	25	0.064	4	0.15	0.18	M5	8	50	58	10	28
	(221)	(0.22)	(177)	(0.006)	(0.40)		(71)	(1.968)	(2.283)	(0.394)	(1.102)
KP-35	35	0.13	9	0.2	0.3	M6	14	56	61	14	30
	(310)	(0.44)	(399)	(0.008)	(0.66)		(124)	(2.205)	(2.402)	(0.551)	(1.181)
KP-60	60	0.27	14	0.2	0.4	M8	35	66	67	15	34
	(531)	(0.92)	(620)	(0.008)	(0.88)		(310)	(2.598)	(2.638)	(0.591)	(1.339)
KP-100	100	0.35	20	0.2	0.5	M8	35	71	68	22	38
	(885)	(1.20)	(886)	(0.008)	(1.10)		(310)	(2.795)	(2.677)	(0.866)	(1.496)
KP-170	170	0.76	28	0.2	0.8	M10	65	82	80	22	43
	(1505)	(2.60)	(1240)	(0.008)	(1.76)		(575)	(3.228)	(3.150)	(0.866)	(1.693)
KP-270	270	2	52	0.2	1.3	M12	115	101	87	27	55
	(2390)	(6.83)	(2303)	(0.008)	(2.87)		(1018)	(3.976)	(3.425)	(1.063)	(2.165)
KP-400	400	2.15	74	0.2	1.4	M12	115	101	91	32	55
	(3540)	(7.35)	(3277)	(0.008)	(3.09)		(1018)	(3.976)	(3.583)	(1.260)	(2.165)
KP-600	600	4.5	106	0.2	2.1	M14	180	122	100	35	70
	(5310)	(15.38)	(4694)	(0.008)	(4.63)		(1593)	(4.803)	(3.937)	(1.378)	(2.756)
KP-900	900	9	156	0.2	3.5	M14	200	133	127	40	75
	(7966)	(30.75)	(6908)	(0.008)	(7.72)		(1770)	(5.236)	(5.000)	(1.575)	(2.953)

Coupling must be selected so nominal torque is higher than highest operational torque of the application (i.e., during acceleration).
Bore diameters smaller than the minimum are possible but reliable transmission of nominal torque cannot be guaranteed.

KLC Series Bellows Couplings

Major Features

- Bellows coupling with radial clamping hubs.
- Short overall length.
- Welded hub bellow connection.
- Same day delivery available.
- Low cost.

Material

- Stainless steel bellow; steel hubs

Technical data/Dimensions

Size KLC	Nominal Torque	Moment of Inertia	Torsion Resistance	Max. Lateral Misalignment	Mass	Screw Size	Torque to Tighten Screws	Outer Diameter	Length	Bore Range min.	Bore Range max.
	Nm (lb-in)	10^{-3}kgm^2 (lb-in^2)	Nm/arcmin (lb-ft/Deg)	mm (inch)	kg (lbs)		Nm (lb-in)	mm (inch)	mm (inch)	mm (inch)	mm (inch)
KLC-25	25	0.09	3.5	0.2	0.22	M5	10	50	61	10	28
	(221)	(0.31)	(154.9)	(0.008)	(0.5)		(89)	(1.969)	(2.402)	(0.394)	(1.102)
KLC-50	50	0.22	6.5	0.2	0.43	M6	18	60	67	15	34
	(443)	(0.75)	(287.7)	(0.008)	(0.9)		(159)	(2.362)	(2.638)	(0.591)	(1.339)
KLC-125	125	0.75	12	0.2	0.9	M8	40	77	81	16	43
	(1106)	(2.56)	(531.1)	(0.008)	(2)		(354)	(3.031)	(3.189)	(0.63)	(1.693)

Coupling must be selected so nominal torque is higher than highest operational torque of the application (i.e., during acceleration).
Bore diameters smaller than the minimum are possible but reliable transmission of nominal torque cannot be guaranteed.

KG Series Bellows Coupling



Major Features

- Bellows coupling with radial clamping hubs.
- With EASY Clamp System for easy install and un-install.
- Short overall length.
- Also available in stainless steel versions (KG-VA)

Material

- Stainless steel bellow; steel hubs

Technical data/Dimensions

Size KG	Nominal Torque	Moment of Inertia	Torsion Resistance	Max. Lateral Misalignment	Mass	Screw Size	Torque to Tighten Screws	Outer Diameter	Length	Bore Range min.	Bore Range max.
	Nm (lb-in)	10^{-3}kgm^2 (lb-in^2)	Nm/arcmin (lb-ft/Deg)	mm (inch)	kg (lbs)		Nm (lb-in)	mm (inch)	mm (inch)	mm (inch)	mm (inch)
KG-5	5	0.004	0.9	0.1	0.06	M3	2	24	29	6	11
	(44)	(0.014)	(39.8)	(0.004)	(0.13)		(18)	(0.945)	(1.142)	(0.236)	(0.433)
KG-10	10	0.019	2.1	0.15	0.14	M4	5	34	38	8	16
	(88)	(0.065)	(92.9)	(0.006)	(0.31)		(44)	(1.339)	(1.496)	(0.315)	(0.630)
KG-20	20	0.044	3.4	0.15	0.22	M5	10	39.5	43	10	20
	(177)	(0.15)	(150)	(0.006)	(0.49)		(89)	(1.555)	(1.693)	(0.394)	(0.787)
KG-40	40	0.18	9	0.2	0.5	M6	16	56	55	12	28
	(354)	(0.62)	(398)	(0.008)	(1.1)		(142)	(2.205)	(2.165)	(0.472)	(1.102)
KG-80	80	0.44	14	0.2	0.9	M8	40	66	61	14	35
	(708)	(1.49)	(620)	(0.008)	(2.0)		(354)	(2.598)	(2.402)	(0.551)	(1.378)
KG-140	140	0.74	20	0.2	1.1	M8	40	71	62	18	40
	(1239)	(2.51)	(885)	(0.008)	(2.4)		(354)	(2.795)	(2.441)	(0.709)	(1.575)
KG-220	220	1.22	28	0.2	1.5	M10	80	82	73	20	42
	(1947)	(4.14)	(1239)	(0.008)	(3.3)		(708)	(3.228)	(2.874)	(0.787)	(1.654)
KG-350	350	2.60	52	0.2	2.4	M12	135	101	82	22	50
	(3098)	(8.81)	(2301)	(0.008)	(5.3)		(1195)	(3.976)	(3.228)	(0.866)	(1.969)
KG-700	700	5.40	106	0.2	3.4	M12	135	122	85	42	64
	(6196)	(18.3)	(4691)	(0.008)	(7.5)		(1195)	(4.803)	(3.346)	(1.654)	(2.520)
KG-1300	1300	24.8	225	0.1	8.5	M16	300	157	111	50	90
	(11506)	(81.36)	(9957)	(0.004)	(18.7)		(2655)	(6.181)	(4.370)	(1.969)	(3.543)

Coupling must be selected so nominal torque is higher than highest operational torque of the application (i.e., during acceleration).
Bore diameters smaller than the minimum are possible but reliable transmission of nominal torque cannot be guaranteed.

Low Cost Servo Coupling
EKC Series Elastomer Coupling



Major Features

- Low cost elastomer coupling for motion control applications
- Quick standard delivery (same day delivery available)
- Star-shaped elastomer element with involute tooth profile and high shore hardness ensures zero backlash over life of product.
- Elastomer spider compensates for small shaft misalignments.
- Available to purchase online!

Material

- Anodized aluminum hubs
- Polyurethane 98 Shore A spiders available



98 Shore A (Red) Spider

Technical data/Dimensions

Coupling Size	Rated Torque* Nm (lb-in)	Elastomer	Elastomer Color (Red is standard)	Moment of Inertia 10^{-3}kgm^2 (lb-in^2)	Torsion Resistance Nm/arcmin (lb-ft/Deg)	Max. Lateral Misalignment mm (inch)	Mass kg (lbs)	Torque to Tighten Screws Nm (lb-in)	Bore Range (D) min. mm (inch)	Bore Range (D) max. mm (inch)	Standard Bore Sizes
EKC-5	5 (44)	98 Sh A	Red	0.0060 (0.0204)	0.013 (0.58)	0.09 (0.0035)	0.045 (0.1)	5.65 (50)	5 (0.1969)	15 (0.5906)	6, 8, 10, 11, 12, 14 0.25", 0.375", 0.5"
EKC-25	25 (221)	98 Sh A	Red	0.0407 (0.1390)	0.182 (8.06)	0.06 (0.0024)	0.14 (0.31)	13.00 (115)	8 (0.3150)	20 (0.7874)	10, 11, 12, 14, 16, 19, 20 0.375", 0.5", 0.625", 0.75"
EKC-35	35 (310)	98 Sh A	Red	0.1667 (0.5696)	0.447 (19.78)	0.1 (0.0039)	0.28 (0.62)	13.00 (115)	13 (0.5118)	28 (1.1024)	14, 16, 19, 20, 24, 28 0.5", 0.625", 0.75", 1"
EKC-80	80 (708)	98 Sh A	Red	0.3825 (1.3071)	0.577 (25.53)	0.11 (0.0043)	0.53 (1.17)	27.68 (245)	19 (0.7480)	38.1 (1.5)	19, 20, 24, 28, 32, 35 0.75", 1", 1.25", 1.375", 1.5"
EKC-110	110 (974)	98 Sh A	Red	1.1026 (3.7677)	1.102 (48.76)	0.12 (0.0047)	0.96 (2.12)	27.68 (245)	24 (0.9449)	45 (1.7717)	24, 28, 32, 35, 38, 40 1", 1.25", 1.375", 1.5"

*Higher torques permissible at larger bores

NOTE: Coupling must be selected so rated torque is higher than highest operational torque of the application (i.e., during acceleration).

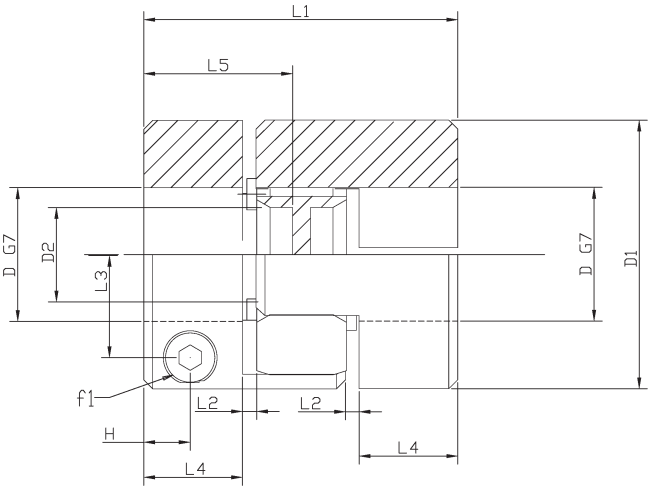

Dimension	EKC-5 mm (in)	EKC-25 mm (in)	EKC-35 mm (in)	EKC-80 mm (in)	EKC-110 mm (in)
L1: Overall Length	35 (1.38)	66 (2.6)	78 (3.07)	90 (3.54)	114 (4.49)
L2: Gap	1.5 (0.06)	2 (0.08)	2 (0.08)	2.5 (0.10)	3 (0.12)
L3: Radial Bolt Location	10 (0.39)	14.5 (0.57)	20 (0.79)	25 (0.98)	30 (1.18)
L4: Hub Thickness	11 (0.43)	25 (0.98)	30 (1.18)	35 (1.38)	45 (1.77)
L5: Engagement	16.5 (0.65)	31.5 (1.24)	37.5 (1.475)	43 (1.69)	55 (2.165)
D1: Hub OD	30 (1.18)	40 (1.57)	55 (2.17)	65 (2.56)	80 (3.15)
D1*: Overall OD (w/ bolts)	32 (1.26)	45 (1.77)	57 (2.24)	72 (2.83)	83 (3.27)
D2: Elastomer ID	10.5 (0.41)	18 (0.71)	27 (1.06)	30 (1.18)	38 (1.5)
H: Axial Bolt Location	5 (0.2)	11 (0.43)	10.5 (0.41)	11.5 (0.45)	15.5 (0.61)
f1: Screw Size	M4	M6	M6	M8	M8

For more information, call us toll-free at 888-GAM-7117 | Visit www.gamweb.com for 2-D and 3-D Drawings

EKM Series Elastomer Couplings



Major Features

- Easy-to-mount radial clamping hubs.
- Star-shaped elastomer element with involute tooth profile and high shore hardness ensures zero backlash over life of product.
- Electrically insulating and dampens oscillation resonance.
- Elastomer spider compensates for small shaft misalignments.
- Same day delivery available.

Material

- Aluminum hubs; polyurethane 72 Shore D spider (red)
- Aluminum hubs; polyurethane 98 Shore A spider (yellow)

Technical data/Dimensions

Size EKM	Nominal Torque	Elastomer Hardness Shore	Moment of Inertia	Torsion Resistance	Max. Lateral Misalignment	Mass	Screw Size	Torque to Tighten Screws	Outer Diameter	Length	Bore Range min.	Bore Range max.
	Nm (lb-in)		10^{-3}kgm² (lb-in²)	Nm/arcmin (lb-ft/Deg)	mm (inch)	kg (lbs)		Nm (lb-in)	mm (inch)	mm (inch)	mm (inch)	mm (inch)
MEKM-2	2	98 Sh-A	0.0002	0.002	0.1	0.01	M2	0.5	14	22	3, 4 or 5 mm	
	(18)		(0.001)	(0.09)	(0.004)	(0.02)		(4)	(0.551)	(0.866)		
MEKM-5	5	98 Sh-A	0.001	0.004	0.1	0.02	M2.5	1	20	30	5, 6, 8 mm or .250″	
	(44)		(0.003)	(0.18)	(0.004)	(0.04)		(9)	(0.787)	(1.181)		
MEKM-7	7	98 Sh-A	0.006	0.013	0.1	0.05	M4	2.5	30	35	8, 10, 12 mm or .375″	
	(62)		(0.021)	(0.58)	(0.004)	(0.11)		(22)	(1.181)	(1.378)		
EKM-8	8	98 Sh-A	0.01	0.04	0.1	0.06	M4	4	32	40	8	15
	(71)		(0.03)	(1.8)	(0.004)	(0.13)		(35)	(1.260)	(1.575)	(0.315)	(0.591)
EKM-15	15	98 Sh-A	0.03	0.24	0.1	0.12	M5	8	40	50	10	19
	(133)		(0.10)	(10.6)	(0.004)	(0.26)		(71)	(1.575)	(1.968)	(0.394)	(0.748)
EKM-20	20	72 Sh-D	0.03	0.34	0.07	0.12	M5	8	40	50	12	19
	(177)		(0.10)	(15.1)	(0.003)	(0.26)		(71)	(1.575)	(1.968)	(0.472)	(0.748)
EKM-30	30	98 Sh-A	0.09	0.41	0.1	0.21	M6/M5	14/8	50	58	13	26/30
	(266)		(0.31)	(18.2)	(0.004)	(0.46)		(124)/(71)	(1.968)	(2.283)	(0.512)	(1.024)/(1.181)
EKM-45	45	72 Sh-D	0.09	0.58	0.07	0.21	M6	14	50	58	18	26
	(398)		(0.31)	(25.7)	(0.003)	(0.46)		(124)	(1.968)	(2.283)	(0.709)	(1.024)
EKM-60	60	98 Sh-A	0.18	0.61	0.1	0.32	M8	35	60	62	15	29
	(531)		(0.62)	(27.0)	(0.004)	(0.71)		(310)	(2.362)	(2.441)	(0.591)	(1.142)
EKM-90	90	72 Sh-D	0.18	0.9	0.07	0.32	M8/M6	35/14	60	62	20	29/32
	(797)		(0.62)	(39.9)	(0.003)	(0.71)		(310)/(124)	(2.362)	(2.441)	(0.787)	(1.142)/(1.259)
EKM-150	150	98 Sh-A	0.38	1.05	0.1	0.52	M10/M8	67/35	70	73	22/30	33/38
	(1328)		(1.30)	(46.5)	(0.004)	(1.15)		(593)/(310)	(2.756)	(2.874)	(0.866)/(1.181)	(1.299)/(1.496)
EKM-200	200	72 Sh-D	0.38	1.5	0.07	0.52	M10/M8	67/35	70	73	26	33/38
	(1770)		(1.30)	(66.4)	(0.003)	(1.15)		(593)/(310)	(2.756)	(2.874)	(1.024)	(1.299)/(1.496)
EKM-300	300	98 Sh-A	1.0	2	0.12	0.9	M12/M10	115/67	85	86	30/38	42/46
	(2655)		(3.42)	(88.6)	(0.005)	(1.98)		(1018)/(593)	(3.346)	(3.386)	(1.181)/(1.496)	(1.654)/(1.811)
EKM-400	400	72 Sh-D	1.0	2.85	0.1	0.9	M12/M10	115/67	85	86	35	42/46
	(3540)		(3.42)	(126.2)	(0.004)	(1.98)		(1018)/(593)	(3.346)	(3.386)	(1.378)	(1.654)/(1.811)
EKM-500	500	98 Sh-A	2.2	5.8	0.15	1.5	M12	115	100	94	38	56
	(4425)		(7.52)	(256.8)	(0.006)	(3.3)		(1018)	(3.937)	(3.701)	(1.496)	(2.205)
EKM-700	700	98 Sh-A	5.2	8	0.15	2.5	M14	185	120	109	40	70
	(6196)		(17.77)	(354.2)	(0.006)	(5.5)		(1637)	(4.724)	(4.291)	(1.575)	(2.756)
EKM-1000	1000	72 Sh-D	5.2	12	0.1	2.5	M14	185	120	109	48	70
	(8851)		(17.77)	(531.4)	(0.004)	(5.5)		(1637)	(4.724)	(4.291)	(1.89)	(2.756)
EKM-2000	2000	98 Sh-A	50	21	0.15	14	M16	290	160	124	50	90
	(17702)		(170.86)	(929.9)	(0.006)	(31)		(2567)	(6.300)	(4.882)	(1.969)	(3.543)

Coupling must be selected so nominal torque is higher than highest operational torque of the application (i.e., during acceleration).
Bore diameters smaller than the minimum are possible but reliable transmission of nominal torque cannot be guaranteed.

WDS Series Bellows Drive Shaft Coupling

Major Features

- Bellows drive shaft coupling with split hubs.
- Customized lengths up to 20 feet.
- High speeds, very low inertia.
- Compensation of high radial loads for prevention of premature bearing failure.

Material

- Aluminum hubs (size 15-400)
- Steel hubs (size 800-1600)
- Stainless steel bellow; aluminum tubing

Technical Data

Size	Nominal Torque	Torsional Stiffness Nm/arcmin (lb-ft/deg)				Moment of Inertia 10^{-3}kgm^2 (lb-in^2)				Maximum Speed (Approx.) rpm				Weight (Approximate) kg (lbs)			
	Nm (lb-in)	1 m	2 m	3 m	4 m	1 m	2 m	3 m	4 m	1 m	2 m	3 m	4 m	1 m	2 m	3 m	4 m
WDS-15	15 (133)	0.4 (18)	0.2 (8.9)	0.15 (6.6)	-	0.2 (0.68)	0.4 (1.4)	0.6 (2.1)	- -	3900	880	370	-	0.9 (2.0)	1.5 (3.3)	2.3 (5.1)	-
WDS-50	50 (442)	1.5 (66)	0.8 (35)	0.6 (27)	0.5 (22)	0.9 (3.1)	1.5 (5.5)	2.3 (7.5)	- (9.9)	6000	1300	550	300	1.8 (4.0)	3 (6.6)	4.3 (9.5)	5.5 (12)
WDS-100	100 (885)	2.6 (115)	1.5 (66)	1.0 (44)	0.8 (35)	1.8 (6.2)	2.9 (9.9)	4.1 (14)	5.3 (18)	7300	1600	670	360	2.5 (5.5)	4 (8.8)	5.5 (12)	7 (15)
WDS-200	200 (1770)	5.9 (261)	3.5 (155)	2.5 (111)	1.9 (84)	5.3 (18)	9.1 (31)	13 (44)	17 (58)	8000	2100	900	500	3.8 (8.4)	6 (13)	8 (18)	10 (22)
WDS-400	400 (3540)	17 (752)	10 (443)	7.5 (332)	6.0 (266)	12 (41)	21 (72)	31 (106)	40 (137)	8000	2700	1100	600	7 (15)	11 (24)	15 (33)	19 (42)
WDS-800	800 (7081)	26 (1151)	16 (708)	11 (487)	9 (398)	32 (109)	48 (164)	64 (219)	80 (273)	8000	3400	1400	760	15 (33)	20 (44)	25 (55)	30 (66)
WDS-1600	1600 (14161)	61 (2701)	37 (1637)	27 (1195)	21 (929)	116 (396)	150 (513)	190 (649)	230 (786)	8000	4800	2000	1100	31 (68)	38 (84)	44 (97)	51 (112)

Coupling must be selected so nominal torque is higher than highest operational torque of the application (i.e., during acceleration).
Bore diameters smaller than the minimum are possible but reliable transmission of nominal torque cannot be guaranteed.

Dimensions (mm)

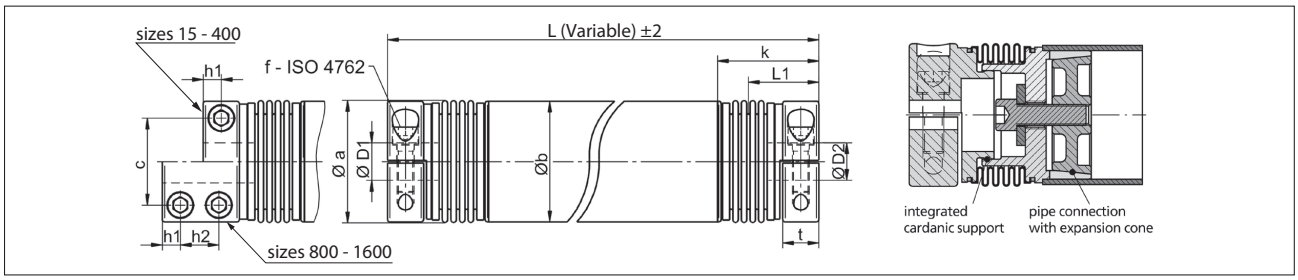

Size	Øa	Øb	c	f - tightening torque*	h1	h2	L1	k	t	Lmin	ØD1/D2 min	ØD1/D2 max*
WDS-15	36	35	21	2x M5 - 8Nm	9	-	37	54	18	108	6	15
WDS-50	58	50	36	2x M8 - 35Nm	13	-	48	67	26	132	9	25
WDS-100	75	60	47	2x M10 - 65Nm (50)*	13	-	48	69	26	136	12.5	31 (35)*
WDS-200	89	80	56	2x M12 - 115Nm (80)*	14	-	53	77	28	152	19	34 (42)*
WDS-400	109	100	72	2x M14 - 180Nm (140)*	15	-	58	84	30	165	24	48 (55)*
WDS-800	123	120	80	4x M12 - 115Nm	13	22	74	101	45	200	24	65
WDS-1600	158	160	108	4x M16 - 290Nm	18	30	95	125	64	250	35	85

Øa: bolt head interfering edge
* Note: Larger hub bore diameter requires reduced tightening torque, shown in parentheses

For more information, call us toll-free at 888-GAM-7117 | Visit www.gamweb.com for 2-D and 3-D Drawings

EDC Series Elastomer Drive Shaft Coupling

Major Features

- Elastomer drive shaft coupling.
- Customized lengths up to 20 feet.
- Low cost and quick standard delivery
- Elastomer compensates for small shaft misalignments.

Material

- Anodized aluminum hubs.
- Polyurethane 92 ShoreA, 98 ShoreA, and 72 ShoreD elastomers available.

Technical Data

Size	Nominal Torque	Torsional Stiffness Nm/arcmin (lb-ft/deg)				Moment of Inertia 10^{-3}kgm^2 (lb-in^2)				Maximum Speed (Approx.) rpm				Weight (Approximate) kg (lbs)			
	Nm (lb-in)	0.5 m	1 m	2 m	3 m	0.5 m	1 m	2 m	3 m	0.5 m	1 m	2 m	3 m	0.5 m	1 m	2 m	3 m
EDC-25	25 (221)	0.14 (6.2)	0.11 (4.9)	0.08 (3.5)	0.06 (2.7)	0.11 (0.38)	0.21 (0.72)	0.39 (1.33)	0.57 (1.95)	3500	2743	686	305	0.56 (1.2)	0.90 (2.0)	1.59 (3.5)	2.28 (5.0)
EDC-35	35 (310)	0.37 (16)	0.30 (13)	0.22 (9.7)	0.17 (7.5)	0.39 (1.3)	0.67 (2.3)	1.24 (4.2)	1.81 (6.2)	3500	3500	1001	445	0.95 (2.1)	1.45 (3.2)	2.46 (5.4)	3.47 (7.6)
EDC-80	80 (708)	0.51 (23)	0.44 (19)	0.35 (15)	0.29 (13)	0.82 (2.8)	1.41 (4.8)	2.60 (8.9)	3.78 (13)	3500	3500	1201	534	1.60 (3.5)	2.33 (5.1)	3.78 (8.3)	5.23 (11.5)
EDC-110	110 (974)	1.02 (45)	0.92 (41)	0.76 (34)	0.65 (29)	2.24 (7.7)	3.90 (13)	7.23 (25)	10.56 (36)	3500	3500	1611	716	2.70 (6.0)	3.83 (8.4)	6.10 (13.4)	8.37 (18.5)

Coupling must be selected so nominal torque is higher than highest operational torque of the application (i.e., during acceleration).
Bore diameters smaller than the minimum are possible but reliable transmission of nominal torque cannot be guaranteed.

Dimensions (mm)

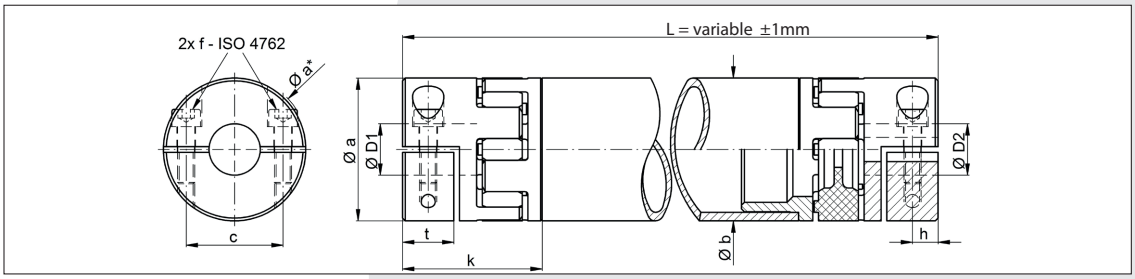

Size	Øa	Øb	c	f - tightening torque*	h	k	t	Lmin	ØD1/D2 min	ØD1/D2 max*
EDC-25	46	35	29	2x M6 - 13 Nm	9	49.8	17.5	140.6	8	20
EDC-35	57	50	36	2x M6 - 13 Nm	10.5	56.6	20.5	158.2	13	28
EDC-80	73	60	47	2x M8 - 32 Nm	11.5	63.5	23	196	19	38.1
EDC-110	83	80	60	2x M8 - 32 Nm	15.5	81.2	31	243.4	24	45

Øa: bolt head interfering edge

SKB-KP Direct Drive Bellows Safety Coupling



Major Features

- Bellows safety coupling with radial clamping hubs.
- Upon disengagement, coupling will re-engage automatically at only one point per revolution and retain the drive's reference point.
- Bellow compensates for axial, lateral and angular misalignment.
- Adjustable disengagement torque.

Material

- Stainless steel bellow; aluminum and steel hubs; steel safety element

Technical data/Dimensions

Size SKB-KP	Disengagement Torque Range		Moment of Inertia	Torsion Resistance	Max. Lateral Misalignment	Mass	Screw Size	Torque to Tighten Screws		Outer Diameter	Length	Switching Distance	Bore Range øD1*		Bore Range øD2**	
													min.	max.	min.	max.
	Nm (lb-in)		10^{-3}kgm² (lb-in²)	Nm/ arcmin (lb-ft/Deg)	mm (inch)	kg (lbs)		*Al Hub Nm (lb-in)	**Steel Hub Nm (lb-in)	mm (inch)	mm (inch)	mm (inch)	mm (inch)	mm (inch)	mm (inch)	mm (inch)
SKB-KP-6	2	6	0.13	2.1	0.15	0.45	M5	7	10	52.5	81	0.9	6	19	6	16
	(18)	(53)	(0.44)	(93)	(0.006)	(0.99)		(62)	(89)	(2.067)	(3.189)	(0.035)	(0.236)	(0.748)	(0.236)	(0.630)
SKB-KP-12	6	12	0.13	2.1	0.15	0.45	M5	7	10	52.5	81	0.9	8	19	8	16
	(53)	(106)	(0.44)	(93)	(0.006)	(0.99)		(62)	(89)	(2.067)	(3.189)	(0.035)	(0.315)	(0.748)	(0.315)	(0.630)
SKB-KP-15	8	15	0.5	9	0.2	1	M6	14	18	69	94.5	1.2	9	30	10	25.4
	(71)	(133)	(1.71)	(399)	(0.008)	(2.20)		(124)	(159)	(2.717)	(3.720)	(0.047)	(0.354)	(1.181)	(0.394)	(1.000)
SKB-KP-30	13	30	0.5	9	0.2	1	M6	14	18	69	94.5	1.2	12	30	12	25.4
	(115)	(266)	(1.71)	(399)	(0.008)	(2.20)		(124)	(159)	(2.717)	(3.720)	(0.047)	(0.472)	(1.181)	(0.472)	(1.000)
SKB-KP-45	22	45	0.5	9	0.2	1	M6	14	18	69	94.5	1.2	16	30	14	25.4
	(195)	(398)	(1.71)	(399)	(0.008)	(2.20)		(124)	(159)	(2.717)	(3.720)	(0.047)	(0.630)	(1.181)	(0.551)	(1.000)
SKB-KP-60	25	60	1.5	20	0.2	1.9	M8	35	40	88	107	1.6	15	38	18	35
	(221)	(531)	(5.13)	(886)	(0.008)	(4.19)		(310)	(354)	(3.465)	(4.213)	(0.063)	(0.591)	(1.496)	(0.709)	(1.378)
SKB-KP-100	40	100	1.5	20	0.2	1.9	M8	35	40	88	107	1.6	20	38	18	35
	(354)	(885)	(5.13)	(886)	(0.008)	(4.19)		(310)	(354)	(3.465)	(4.213)	(0.063)	(0.787)	(1.496)	(0.709)	(1.378)
SKB-KP-150	60	150	1.5	20	0.2	1.9	M8	35	40	88	107	1.6	25	38	24	35
	(531)	(1328)	(5.13)	(886)	(0.008)	(4.19)		(310)	(354)	(3.465)	(4.213)	(0.063)	(0.984)	(1.496)	(0.945)	(1.378)
SKB-KP-230	80	230	5.5	28	0.2	3.8	M10	65	80	115	132	1.8	25	43	24	44
	(708)	(2036)	(18.79)	(1240)	(0.008)	(8.38)		(575)	(708)	(4.528)	(5.197)	(0.071)	(0.984)	(1.693)	(0.945)	(1.732)
SKB-KP-330	130	330	5.5	28	0.2	3.8	M10	65	80	115	132	1.8	32	43	32	44
	(1151)	(2921)	(18.79)	(1240)	(0.008)	(8.38)		(575)	(708)	(4.528)	(5.197)	(0.071)	(1.260)	(1.693)	(1.260)	(1.732)
SKB-KP-500	200	500	14	52	0.2	6.8	M12/M14	115	220	137	152.5	2.5	35	55	28	58
	(1770)	(4425)	(47.84)	(2303)	(0.008)	(14.99)		(1018)	(1947)	(5.394)	(6.003)	(0.098)	(1.378)	(2.165)	(1.102)	(2.283)
SKB-KP-800	350	800	16	106	0.2	7.2	M14	200	220	137	169	2.5	42	70	40	58
	(3098)	(7081)	(54.67)	(4694)	(0.008)	(15.87)		(1770)	(1947)	(5.394)	(6.654)	(0.098)	(1.654)	(2.756)	(1.575)	(2.283)
SKB-KP-1000	500	1000	80	80	0.3	20	M14/M16	185	290	181	236	3.7	50	75	42	100
	(4425)	(8851)	(273.37)	(3542)	(0.012)	(44.09)		(1637)	(2567)	(7.126)	(9.291)	(0.146)	(1.968)	(2.953)	(1.654)	(3.937)
SKB-KP-2000	800	2000	88	140	0.3	21	M16	290	290	181	239	3.7	65	85	45	100
	(7081)	(17702)	(300.71)	(6199)	(0.012)	(46.30)		(2567)	(2567)	(7.126)	(9.409)	(0.146)	(2.559)	(3.346)	(1.772)	(3.937)

* Bellows side of coupling
** Safety element

For more information, call us toll-free at 888-GAM-7117 | Visit www.gamweb.com for 2-D and 3-D Drawings

SKB-EK Direct Drive Elastomer Safety Coupling



Major Features

- Elastomer safety coupling with radial EASY Clamp System hubs.
- Upon disengagement, coupling will re-engage automatically at only one point per revolution and retain the drive's reference point.
- Star-shaped elastomer element with involute tooth profile and high shore hardness ensures zero backlash over life of product.
- Electrically insulating and dampens oscillation resonance.

Material

- Aluminum and steel hubs; elastomer spider; steel safety element

Technical data/Dimensions

Size SKB-EK	Disengagement Torque Range		Moment of Inertia	Torsion Resistance	Max. Lateral Misalignment	Mass	Screw Size	Torque to Tighten Screws		Outer Diameter	Length	Switching Distance	Bore Range øD1*		Bore Range øD2**	
													min.	max.	min.	max.
	Nm (lb-in)		10^{-3}kgm^2 (lb-in^2)	Nm/arcmin (lb-ft/Deg)	mm (inch)	kg (lbs)		*Al Hub Nm (lb-in)	**Steel Hub Nm (lb-in)	mm (inch)	mm (inch)	mm (inch)	mm (inch)	mm (inch)	mm (inch)	mm (inch)
SKB-EK-6	2	6	0.13	0.24	0.1	0.44	M5	8	10	52.5	77	0.9	8	20	6	16
	(18)	(53)	(0.44)	(11)	(0.004)	(0.97)		(71)	(89)	(2.067)	(3.031)	(0.035)	(0.315)	(0.787)	(0.236)	(0.630)
SKB-EK-12	6	12	0.13	0.24	0.1	0.44	M5	8	10	52.5	77	0.9	8	20	8	16
	(53)	(106)	(0.44)	(11)	(0.004)	(0.97)		(71)	(89)	(2.067)	(3.031)	(0.035)	(0.315)	(0.787)	(0.315)	(0.630)
SKB-EK-15	8	15	0.5	0.61	0.1	1	M6	14	18	69	91.5	1.2	12	32	10	25.4
	(71)	(133)	(1.71)	(27)	(0.004)	(2.20)		(124)	(159)	(2.717)	(3.602)	(0.047)	(0.472)	(1.260)	(0.394)	(1.000)
SKB-EK-30	13	30	0.5	0.61	0.1	1	M6	14	18	69	91.5	1.2	12	32	12	25.4
	(115)	(266)	(1.71)	(27)	(0.004)	(2.20)		(124)	(159)	(2.717)	(3.602)	(0.047)	(0.472)	(1.260)	(0.472)	(1.000)
SKB-EK-45	22	45	0.5	0.61	0.1	1	M6	14	18	69	91.5	1.2	14	32	14	25.4
	(195)	(398)	(1.71)	(27)	(0.004)	(2.20)		(124)	(159)	(2.717)	(3.602)	(0.047)	(0.551)	(1.260)	(0.551)	(1.000)
SKB-EK-60	25	60	1.5	1.05	0.1	2	M8	35	40	88	107	1.6	16	38	18	35
	(221)	(531)	(5.13)	(46)	(0.004)	(4.41)		(310)	(354)	(3.465)	(4.213)	(0.063)	(0.630)	(1.496)	(0.709)	(1.378)
SKB-EK-100	40	100	1.5	1.05	0.1	2	M8	35	40	88	107	1.6	19	38	18	35
	(354)	(885)	(5.13)	(46)	(0.004)	(4.41)		(310)	(354)	(3.465)	(4.213)	(0.063)	(0.748)	(1.496)	(0.709)	(1.378)
SKB-EK-150	60	150	1.5	1.05	0.1	2	M8	35	40	88	107	1.6	22	38	24	35
	(531)	(1328)	(5.13)	(46)	(0.004)	(4.41)		(310)	(354)	(3.465)	(4.213)	(0.063)	(0.866)	(1.496)	(0.945)	(1.378)
SKB-EK-230	80	230	5.6	2	0.12	4.2	M12/M10	115	80	115	134	1.8	24	43	24	42
	(708)	(2036)	(19.14)	(89)	(0.005)	(9.26)		(1018)	(708)	(4.528)	(5.276)	(0.071)	(0.945)	(1.693)	(0.945)	(1.654)
SKB-EK-330	130	330	5.6	2	0.12	4.2	M12/M10	115	80	115	134	1.8	32	43	32	42
	(1151)	(2921)	(19.14)	(89)	(0.005)	(9.26)		(1018)	(708)	(4.528)	(5.276)	(0.071)	(1.260)	(1.693)	(1.260)	(1.654)
SKB-EK-500	200	500	17	8	0.15	8.6	M14	185	220	137	167.5	2.5	30	70	28	58
	(1770)	(4425)	(58.09)	(354)	(0.006)	(18.96)		(1637)	(1947)	(5.394)	(6.594)	(0.098)	(1.181)	(2.756)	(1.102)	(2.283)
SKB-EK-800	350	800	17	8	0.15	8.6	M14	185	220	137	167.5	2.5	42	70	40	58
	(3098)	(7081)	(58.09)	(354)	(0.006)	(18.96)		(1637)	(1947)	(5.394)	(6.594)	(0.098)	(1.654)	(2.756)	(1.575)	(2.283)
SKB-EK-1000	500	1000	79	12	0.1	19.5	M14/M16	185	290	181	204	3.7	48	70	42	100
	(4425)	(8851)	(269.95)	(531)	(0.004)	(42.99)		(1637)	(2567)	(7.126)	(8.031)	(0.146)	(1.890)	(2.756)	(1.654)	(3.937)
SKB-EK-2000	800	2000	116	21	0.15	27.9	M16	290	290	181	219	3.7	50	90	42	100
	(7081)	(17702)	(396.39)	(929.9)	(0.006)	(61.51)		(2567)	(2567)	(7.126)	(8.622)	(0.146)	(1.968)	(3.543)	(1.654)	(3.937)

* Elastomer side of coupling
** Safety element

SKB Series Indirect Drive Safety Coupling

Major Features

- Pulley safety coupling with self-centering conical hub and integrated bearing.
- Upon disengagement, coupling will re-engage automatically at only one point per revolution and retain the drive's reference point.
- Integrated bearing for high axial and radial loading to support pulleys, gears or sprockets.
- Adjustable disengagement torque.

Material

- Steel hubs; steel safety element

Size SKB	Disengagement Torque Range		Moment of Inertia	Mass	Screw Size	Torque to Tighten Screws	Thread Size for Pulley	Outer Diameter	Length	Switching Distance	Bore Range min.	Bore Range max.
	Nm (lb-in)		10^{-3}kgm^2 (lb-in^2)	kg (lbs)		Nm (lb-in)		mm (inch)	mm (inch)	mm (inch)	mm (inch)	mm (inch)
SKB-6	2	6	0.09	0.36	M5	10	6xM3	52	41	0.9	6	16
	(18)	(53)	(0.31)	(0.79)		(89)		(2.047)	(1.614)	(0.035)	(0.236)	(0.630)
SKB-12	6	12	0.09	0.36	M5	10	6xM3	52	41	0.9	8	16
	(53)	(106)	(0.31)	(0.79)		(89)		(2.047)	(1.614)	(0.035)	(0.315)	(0.630)
SKB-15	8	15	0.36	0.8	M6	18	6xM4	69	48	1.2	10	25.4
	(71)	(133)	(1.23)	(1.76)		(159)		(2.717)	(1.890)	(0.047)	(0.394)	(1.000)
SKB-30	13	30	0.36	0.8	M6	18	6xM4	69	48	1.2	12	25.4
	(115)	(266)	(1.23)	(1.76)		(159)		(2.717)	(1.890)	(0.047)	(0.472)	(1.000)
SKB-45	22	45	0.36	0.8	M6	18	6xM4	69	48	1.2	14	25.4
	(195)	(398)	(1.23)	(1.76)		(159)		(2.717)	(1.890)	(0.047)	(0.551)	(1.000)
SKB-60	25	60	1.1	1.5	M8	40	6xM6	87	55.5	1.6	18	35
	(221)	(531)	(3.76)	(3.31)		(354)		(3.425)	(2.185)	(0.063)	(0.709)	(1.378)
SKB-100	40	100	1.1	1.5	M8	40	6xM6	87	55.5	1.6	18	35
	(354)	(885)	(3.76)	(3.31)		(354)		(3.425)	(2.185)	(0.063)	(0.709)	(1.378)
SKB-150	60	150	1.1	1.5	M8	40	6xM6	87	55.5	1.6	24	35
	(531)	(1328)	(3.76)	(3.31)		(354)		(3.425)	(2.185)	(0.063)	(0.945)	(1.378)
SKB-230	80	230	4.2	3.3	M10	80	6xM8	113	71.5	1.8	24	44
	(708)	(2036)	(14.35)	(7.28)		(708)		(4.449)	(2.815)	(0.071)	(0.945)	(1.732)
SKB-330	130	330	4.2	3.3	M10	80	6xM8	113	71.5	1.8	32	44
	(1151)	(2921)	(14.35)	(7.28)		(708)		(4.449)	(2.815)	(0.071)	(1.260)	(1.732)
SKB-500	200	500	12.2	6.2	M14	220	8xM8	136	87.5	2.5	28	58
	(1770)	(4425)	(41.69)	(13.67)		(1947)		(5.354)	(3.445)	(0.098)	(1.102)	(2.283)
SKB-800	350	800	12.2	6.2	M14	220	8xM8	136	87.5	2.5	40	58
	(3098)	(7081)	(41.69)	(13.67)		(1947)		(5.354)	(3.445)	(0.098)	(1.575)	(2.283)
SKB-1000	500	1000	76	20	M16	290	12xM10	181	142	3.7	42	100
	(4425)	(8851)	(259.70)	(44.09)		(2567)		(7.126)	(5.591)	(0.146)	(1.654)	(3.937)
SKB-2000	800	2000	76	20	M16	290	12xM10	181	142	3.7	48	100
	(7081)	(17702)	(259.70)	(44.09)		(2567)		(7.126)	(5.591)	(0.146)	(1.890)	(3.937)
SKB-3000	1500	3000	76	20	M16	290	12xM10	181	142	3.7	60	100
	(13276)	(26552)	(259.70)	(44.09)		(2567)		(7.126)	(5.591)	(0.146)	(2.362)	(3.937)

Coupling must be selected so nominal torque is higher than highest operational torque of the application (i.e., during acceleration).
Bore diameters smaller than the minimum are possible but reliable transmission of nominal torque cannot be guaranteed.

SKG Series Indirect Drive Safety Coupling



Major Features

- Pulley safety coupling with self-centering conical hub and integrated bearing.
- Upon disengagement, coupling will re-engage automatically at only one point per revolution and retain the drive's reference point.
- Integrated bearing for high axial and radial loading to support pulleys, gears or sprockets.
- Adjustable disengagement torque.

Material

- Aluminum and steel hubs; steel safety element

Size SKG	Disengagement Torque Range		Moment of Inertia	Mass	Screw Size	Torque to Tighten Screws	Outer Diameter	Length	Thread Size for Pulley	Switching Distance	Bore Range min.	Bore Range max.
	Nm (lb-in)		10^{-3}kgm^2 (lb-in^2)	kg (lbs)		Nm (lb-in)	mm (inch)	mm (inch)		mm (inch)	mm (inch)	mm (inch)
SKG-4	2	4	0.2	0.5	M4	4	60	40	4xM4	1	12	18
	(18)	(35)	(0.68)	(1.10)		(35)	(2.362)	(1.575)		(0.039)	(0.472)	(0.709)
SKG-9	4	9	0.2	0.5	M4	4	60	40	4xM4	1	12	18
	(35)	(80)	(0.68)	(1.10)		(35)	(2.362)	(1.575)		(0.039)	(0.472)	(0.709)
SKG-18	9	18	0.2	0.5	M4	4	60	40	4xM4	1	12	18
	(80)	(159)	(0.68)	(1.10)		(35)	(2.362)	(1.575)		(0.039)	(0.472)	(0.709)
SKG-23	9	23	0.7	1.1	M5	8	77	54	4xM6	1.4	18	25.5
	(80)	(204)	(2.39)	(2.43)		(71)	(3.031)	(2.126)		(0.055)	(0.709)	(1.004)
SKG-35	18	35	0.7	1.1	M5	8	77	54	4xM6	1.4	18	25.5
	(159)	(310)	(2.39)	(2.43)		(71)	(3.031)	(2.126)		(0.055)	(0.709)	(1.004)
SKG-75	25	75	0.7	1.1	M5	8	77	54	4xM6	1.4	18	25.5
	(221)	(664)	(2.39)	(2.43)		(71)	(3.031)	(2.126)		(0.055)	(0.709)	(1.004)
SKG-100	50	100	1.8	1.9	M6	12	92	55	4xM6	1.4	22	39
	(443)	(885)	(6.15)	(4.19)		(106)	(3.622)	(2.165)		(0.055)	(0.866)	(1.535)
SKG-170	65	170	3	2.4	M6	12	105	66	4xM6	1.7	22	39
	(575)	(1505)	(10.25)	(5.29)		(106)	(4.134)	(2.598)		(0.067)	(0.866)	(1.535)
SKG-270	100	270	10.4	5	M8	35	135	85	4xM6	2.2	29	44
	(885)	(2390)	(35.54)	(11.02)		(310)	(5.315)	(3.346)		(0.087)	(1.142)	(1.732)
SKG-550	200	550	10.7	5.3	M8	35	135	85	4xM6	2.2	29	44
	(1770)	(4868)	(36.56)	(11.68)		(310)	(5.315)	(3.346)		(0.087)	(1.142)	(1.732)

Coupling must be selected so nominal torque is higher than highest operational torque of the application (i.e., during acceleration).
Bore diameters smaller than the minimum are possible but reliable transmission of nominal torque cannot be guaranteed.