


ALUMINUM AND CAST IRON HELICAL BEVEL GEARBOXES

ANGLETECH-GEAR
NEMA CATALOGUE EDITION 2025

C-FACE NEMA



HYDRO · MEC
HIGH EFFICIENCY GEARBOXES

Aluminum and cast iron helical bevel gearbox

A modular and compact product
Very energy efficient drive

Removable inspection cover

Allows periodic inspection of gearing during routine maintenance

Gears


Hardened and ground gears

Alloy housing

Is vacuum impregnated (MIL-STD 276) for protection and sealing. No secondary finish required but readily accepts paint.

Oil seals

Two oil seals on request



Single-piece aluminum


Combines light weight with high tensile strength. Precision machined for alignment of bearings and gearing

Flange

Fully modular to IEC and Compact integrated motor. NEMA C flange

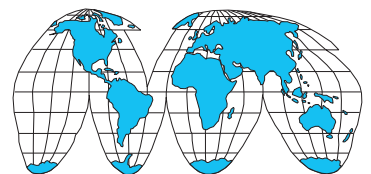
Cast Iron housing

With high tensile strength. Precision machined for alignment of bearings and gearing



Painting


Cast iron gearboxes are painted RAL 7046



World wide sales network.

Specific type datasheet on page...


On page / A pagina / Auf Seite / À la page / En la página



Types / Tipi / Tipos →

9-5	9-7	9-9	9-11	9-13	9-15	9-17	9-19	9-21
X22S 443lb in	X32S 797lb in	X33S 885lb in	X42A 1328lb in	X43A 1416lb in	X52A 2213lb in	X53A 2213lb in	X62A 3629lb in	X63A 3629lb in


On page / A pagina / Auf Seite / À la page / En la página



Types / Tipi / Tipos →

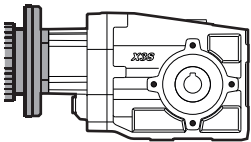
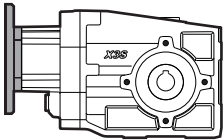
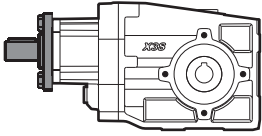
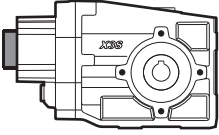
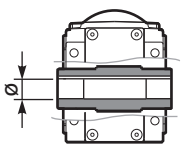
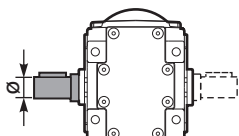
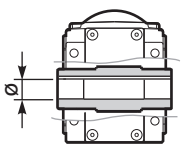
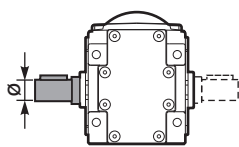
9-23	9-25	9-27	9-29	9-31	9-33	9-35	9-37	9-39	9-41
X73C 5974lb in	X74C 5974lb in	X83C 8851lb in	X84C 8851lb in	X93C 14161lb in	X94C 14604lb in	X103 25667lb in	X104 26552lb in	X113 39828lb in	X114 40713lb in

On page / A pagina / Auf Seite / À la page / En la página

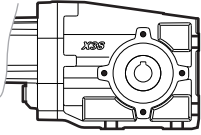
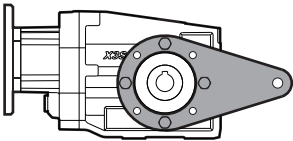
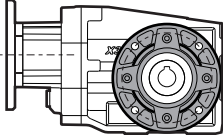
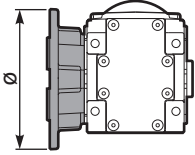



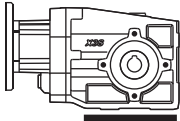
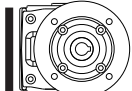

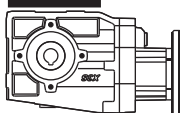

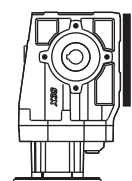
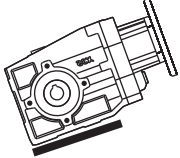
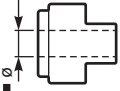
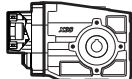






Types / Tipi / Tipos →

9-43	9-45	9-47	9-49
113C 5974lb in	114C 5974lb in	133C 8851lb in	134C 8851lb in

Type - Tipo - Typ	Size - Grandezza - Tomaño	Mounting - Montaggio Tipo de montaje	Rapporto - Ratio Relacion	Output shaft - Albero uscita Brida en solida
M	X22S	C	4.83	UB
<p>Helical-bevel gear Riduttori ortogonali</p>  <p>With IEC motor M</p>  <p>With motor flange P</p>  <p>With male input shaft R</p>  <p>Modular base B</p>	<p>2 Stages Riduzioni Stufen Trains Etapas</p> <p>Aluminum Alluminio Aluminio</p> <p>X22S X32S X42A X52A X62A</p> <p>3 Stages Riduzioni Stufen Trains Etapas</p> <p>X33S X43A X53A X63A</p> <p>3 Stages Riduzioni Stufen Trains Etapas</p> <p>Cast Iron Ghisa Fundicion</p> <p>X73C X83C X93C X103 X113 113C 133C</p>	<p>Hollow output shaft C</p>  <p>Single output shaft A</p>  <p>Stainless steel hub I</p>  <p>Stainless steel hub Mozzo in acciaio Inox Edelstahlhohlwelle Moyeu en acier Inox Nucleo corona de acero Inox</p> <p>Only on request for Q.ty A richiesta per quantità</p>	<p>See technical data table</p> <p>Vedi tabelle dati tecnici.</p> <p>Ver tabla datos técnicos</p>	<p>STANDARD</p> <p>Hollow output shaft X22S X32S X33S</p> <p>UB → ∅0.750 X42A X43A</p> <p>UD → ∅1.000 X52A X53A</p> <p>UF → ∅1.250 X62A X63A</p> <p>UG → ∅1.375 X73/4C X83/4C 113C 114C</p> <p>UH → ∅1.500 133C 134C</p> <p>UI → ∅1.625 X93C X94C</p> <p>UL → ∅2.000 X103 X104</p> <p>UO → ∅2.375 X113 X114</p> <p>UQ → ∅2.750</p> <hr/> <p>Single and double output shaft</p> <p>UB X22S X32/3S ⇒ ∅0.750</p> <p>UD X42/3A ⇒ ∅1.000</p> <p>UF X52/3A ⇒ ∅1.250</p> <p>UG X62/3A X73/4C ⇒ ∅1.375</p> <p>X83/4C</p> <p>UI 113/4C ⇒ ∅1.625 133/4C</p> <p>UL X93/4C ⇒ ∅2.000</p> <p>UO X103/4 ⇒ ∅2.375</p> <p>UR X113/4 ⇒ ∅2.875</p> 

CODIFICA / HOW TO ORDER / CODIFICACIÓN

Type - Tipo - Typ	Output flange Flangia di uscita Brida en salida	Motor size Grandezza motore Tamaño motor	Mounting position Posizione montaggio Position de montage	Input bore Foro entrata Eingangshohlwelle Trou d'entree Eje hueco de entrada	Terminal box position Posizione morsettiere Posición caja de bornes
BR	N	-W	B3	ST	
 <p>FB Forma base Universal</p>  <p>BR Braccio d reazione Reaction arm</p>  <p>-F Flangia uscita output flange</p>	 <p>N Senza flangia Without flange</p> <p>X22S</p> <p>1 ⇨ $\varnothing 4.724$ X32S X33S</p> <p>1 ⇨ $\varnothing 4.724$ 2 ⇨ $\varnothing 6.299$ X42-3A X52-3A X62-3A</p> <p>2 ⇨ $\varnothing 6.299$ 3 ⇨ $\varnothing 7.874$ X73/4C X83/4C</p> <p>4 ⇨ $\varnothing 9.843$ 113C 114C X93C X94C</p> <p>C ⇨ $\varnothing 11.024$ L ⇨ $\varnothing 11.024$ 133C 134C</p> <p>C ⇨ $\varnothing 12.598$ X103 X104</p> <p>6 ⇨ $\varnothing 13.780$ X113 X114</p> <p>7 ⇨ $\varnothing 17.717$</p>	 <p>Flange Flangia</p> <p>Nema</p> <p>-W=56C -X=143/5TC -Y=182/4TC AA=213/5TC AB=254/6TC AC=284/6TC AD=324/6TC</p>  <p>Type R Tipo R</p> <p>X22S X33S X43A</p> <p>-K ⇨ $\varnothing 0.625$ X32S X42A X53A X63A X74C X84C 114C 134C</p> <p>-K ⇨ $\varnothing 0.625$ -J ⇨ $\varnothing 0.750$ X52A X62A X73C X83C X94C 113C 133C</p> <p>-J ⇨ $\varnothing 0.750$ -N ⇨ $\varnothing 0.875$</p>  <p>Without flange Senza flangia</p> <p>-M With coupling Con giunto</p> <p>X22S X33S X43A</p> <p>-K ⇨ $\varnothing 0.625$ X32S X42A X5/63A X7/84C 114C 134C</p> <p>-K ⇨ $\varnothing 0.625$ -N ⇨ $\varnothing 0.875$ X5/62A X7/83C 113C 133C X94C</p> <p>-K ⇨ $\varnothing 0.625$ -N ⇨ $\varnothing 0.875$ -S ⇨ $\varnothing 1.125$</p>	 <p>B3 STANDARD</p>  <p>B6</p>  <p>B7</p>  <p>B8</p>  <p>V5</p>  <p>V6</p>  <p>V8 Specify only for vertical positions Specificare solo per posizione verticale</p>	<p>ST Nothing indication: standard bore</p> <p>Nessuna indicazione: foro standard</p> <p>COUPLING</p>  <p>-W = $\varnothing 0.625$" -X = $\varnothing 0.875$" -Y = $\varnothing 1.125$"</p> <p>-0 Ready for input coupling Predisposto per giunto</p> 	<p>With Type M specify terminal box position</p> <p>Con tipo M specificare posizione morsettiere</p>  <p>A</p>  <p>B STANDARD</p>  <p>C</p>  <p>D</p>

POTENZA RICHIESTA / REQUIRED POWER / POTENCIA NECESARIA

Lifting / sollevamento / elevación

$$P \text{ [KW]} = \frac{M \text{ [Kg]} \cdot g \text{ [9.81]} \cdot v \text{ [m / s]}}{1000}$$

Rotation / rotazione / rotation

$$P \text{ [KW]} = \frac{M \text{ [Nm]} \cdot n \text{ [rpm]}}{9550}$$

Linear movement / traslazione / translacion

$$P \text{ [KW]} = \frac{F \text{ [N]} \cdot v \text{ [m / s]}}{1000}$$

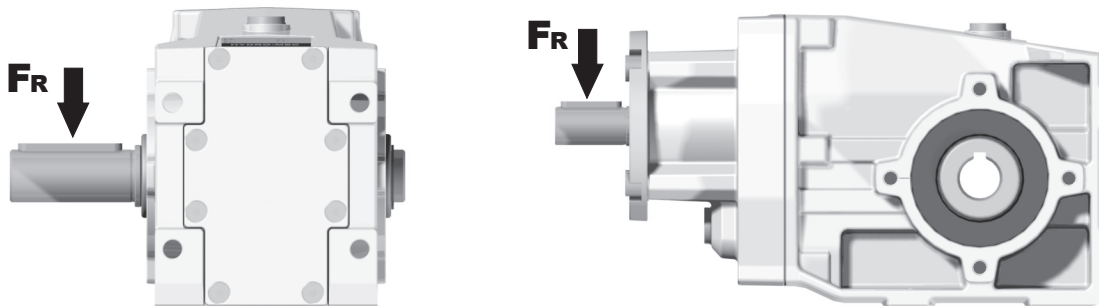
TORQUE / COPPIA / PAR

$$M \text{ [Nm]} = \frac{9550 \cdot P \text{ [KW]}}{n \text{ [rpm]}}$$

$$M \text{ [lb in]} = \frac{63030 \cdot P \text{ [HP]}}{n \text{ [rpm]}}$$

RADIAL LOADS / CARICHI RADIALI / CARGA RADIAL Y AXIAL

- Radial load generated by external transmissions keyed onto input and/or output shafts.
- Forza radiale generata da organi di trasmissione calettati sugli alberi di ingresso e/o uscita.
- Cargas radiales, generada por transmisiones externas, aplicadas sobre los ejes de entrada y/o salida



$$F_R \text{ [N]} = \frac{M \text{ [Nm]} \cdot 2000}{d \text{ [mm]}} \cdot f_k$$

$$F_R \text{ [N]} = \frac{M \text{ [lb in]} \cdot 8.9}{d \text{ [in]}} \cdot f_k$$

M	Momento torcente / Output torque / Par torsion
d	Diametro primitivo / Diam. of driving element / Diámetro primitivo
f_k	Coefficiente di trasformazione / Factor / Coeficiente de transmisión 1.15 Ingranaggi / Gearwheels / Engranaje 1.25 Catena / Chain sprockets / Cadena 1.75 Cinghia Trapezoidale / Narrow v-belt pulley / Correa trapezoidal 2.50 Cinghia piatta / Flat-belt pulley / Correa plana

- If your application requires higher radial loads, contact our technical office. Higher load may be possible.
- Nel caso la vostra applicazione richieda carichi radiali superiori consultare il nostro ufficio tecnico, valori maggiori possono essere accettati.
- En el caso en que una aplicación exija una carga radial superior a la especificada en el catálogo, consultar a nuestra oficinas técnica.

How to select a gearbox / Come selezionare un riduttore
Cómo seleccionar un reductor

B Output speed
Velocità in uscita
Velocidad de salida

Nominal power
Potenza nominale
Potencia nominal

Gear size
Grandezza riduttore
Tamaño reductor

Motor power
Potenza motore
Potencia motor


A Nominal torque
Momento torcente nominale
Par de torsión nominal

Flange code
Codice flangia
Código bridas

Input speed
Velocità in entrata
Velocidad de entrada

X22S Angletech Gear **443lb in**

Rating - Aluminum
HELICAL-BEVEL GEARBOXES



QUICK SELECTION / Selezione veloce

input speed (n_1) = 1750 min⁻¹

Output Speed n_2 [min ⁻¹]	Ratio i	Motor power P_{1M} [HP]	Output torque M_{2M} [lb in]	Service factor f.s.	Nominal power P_{1R} [HP]	Nominal torque M_{2R} [lb in]	Available NEMA motor flanges	Output Shaft	Notes
362	4.83	1	167	1.6	1.59	266	-W	289	01
237	7.40	1	256	1.0	1.04	266	-	287	02
183	9.58	1	331	1.1	1.07	354	-	199	03
159	10.98	1	390	1.0	1.05	398	56C	179	04

C Ratio
Rapporto
Relación

Transmitted torque
Momento torcente trasmesso
Par transmitido

Service factor
Fattore di servizio
Factor de servicio

Output shaft diam.
Diam. albero uscita
Diametro eje de salida

Notes
Note
Notas

fs

Type of load and starts per hour Tipo di carico e avviamenti per ora		Oper. hours per day Ore di funz. giorn.		
		3 h	10 h	24 h
Continuous or intermittent appl. with start / hour Applicazione cont. o interm. con n.ro operazioni/ora	Uniform / Uniforme	0.8	1	1.25
	Moderate / Moderato	1	1.25	1.5
	Heavy / Forte	1.25	1.5	1.75
Intermittent application with start / hour Applicazione intermittente con n.ro operazioni/ora	Uniform / Uniforme	1	1.25	1.5
	Moderate / Moderato	1.5	1.5	1.75
	Heavy / Forte	1.5	1.75	2.15

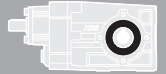
D Motor flange available
Flange disponibili
Bridas disponibles

B) Mounting with reduction ring
Montaggio con boccola di riduzione
Montaje con casquillo de reducción

C) Motor flangeholes position/terminal box position
Posizione fori flangia/basetta motore
Posición agujeros brida / base motor

B) Available without reduction bushes
Disponibile anche senza boccola
Disponibile también sin casquillo

A	Select required torque (according to service factor)	Seleziona la coppia del fattore di servizio	Max. Drehmoment in Bezug zum Betriebsfaktor
B	Select output speed	Seleziona la velocità in uscita	Ausgewählte Abtriebsdrehzahl
C	On the same line of selected geared motor, you can find the gear ratio	Sulla riga corrispondente alla motorizzazione prescelta si può rilevare il rapporto di riduzione	Auf der gleichen Linie wie die ausgewählte Motorleistung steht auch die Getriebeuntersetzung
D	Select motor flange available (if requested)	Scegli la flangia disponibile (se richiesta)	Erhältliche Motorflansche (auf Anfrage)



QUICK SELECTION / Selezione veloce

input speed (n_1) = 1750 min⁻¹

Output Speed n_2 [min ⁻¹]	Ratio i	Motor power P_{1M} [HP]	Output torque M_{2M} [lb in]	Service factor $f.s.$	Nominal power P_{1R} [HP]	Nominal torque M_{2R} [lb in]	Available NEMA motor flanges			Output Shaft 	Ratios code
							-W	-			
362	4.83	1	167	1.6	1.59	266					01
237	7.40	1	256	1.0	1.04	266					02
183	9.58	1	331	1.1	1.07	354					03
159	10.98	1	380	1.0	1.05	398					04
134	13.07	0.75	339	1.2	0.88	398					05
119	14.66	0.75	380	1.0	0.79	398					06
111	15.79	0.75	410	1.0	0.73	398					07
104	16.81	0.75	436	0.9	0.69	398					08
88	20.00	0.5	346	1.2	0.61	425				standard ø0.750	09
80	21.93	0.5	379	1.2	0.58	443					10
72	24.18	0.5	418	1.1	0.53	443					11
60	29.04	0.5	502	0.9	0.44	443					12
52	33.57	0.33	383	1.2	0.38	443					13
45.3	38.67	0.33	441	1.0	0.33	443					14
39.4	44.44	0.25	384	1.2	0.29	443					15
29.6	59.18	0.25	512	0.9	0.22	443					16
24.9	70.24	0.25*	607	0.7	0.18	443					17

The dynamic efficiency is 0.96 for all ratios * Power higher than the maximum one which can be supported by the gearbox. Select according to the torque M_{2R}
Potenza superiore a quella massima sopportabile dal riduttore. Selezionare in base al momento torcente M_{2R}

- Motor Flanges Available Flange Motore Disponibili
- B) Supplied with Reduction Bushing Fornito con Bussola di Riduzione
- B) Available on Request without reduction bushing Disponibile a Richiesta senza Bussola di Riduzione
- C) Motor Flange Holes Position Posizione Fori Flangia Motore

EN Unit X22S is supplied with synthetic oil for lifetime lubrication, no maintenance is necessary. See table 1 for lubrication and recommended quantity. In table 2 please see possible radial loads and axial loads on the gearbox.

I Il riduttore X22S viene fornito completo di olio sintetico per la lubrificazione permanente e non necessita di alcuna manutenzione. Vedi tab.1 per oli e quantità consigliati. In tab.2 sono presenti i carichi radiali e assiali applicabili al riduttore.

E El reductor tamaño X22S se suministra, lubricado de por vida con aceite sintético y no requieren mantenimiento alguna. Ver tabla 1, para cantidades y aceites recomendados. En la tabla 2, se encuentran las cargas radiales y axiales admitidas por el reductor.

Standard supplied	For these mounting position specify in the order or add oil Per queste posizioni specificare in fase d'ordine o aggiungere olio					
8.80 oz	8.80 oz	8.80 oz	8.80 oz	15.13 oz	10.91 oz	Ask
SHELL Omala S4 WE 320				ENI Telium VSF 320		

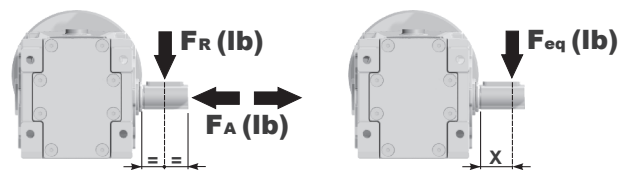
For all details on lubrication and plugs check our website **tab. 1**
Per maggiori dettagli su lubrificazione e tappi olio vedi il nostro sito web

RADIAL AND AXIAL LOADS

Output shaft

Albero di uscita

$$F_{eq} = F_R \cdot \frac{4.00}{X+3.22}$$




n_2 [min ⁻¹]	FA	FR	n_2 [min ⁻¹]	FA	FR	n_2 [min ⁻¹]	FA	FR
400	81	405	100	99	495	25	99	495
250	85	427	75	99	495	15	99	495
150	94	472	50	99	495			

FR On request taper roller bearings to increase radial loads.
A richiesta cuscinetti a rulli conici per aumentare i carichi radiali.

Input shaft

albero in entrata



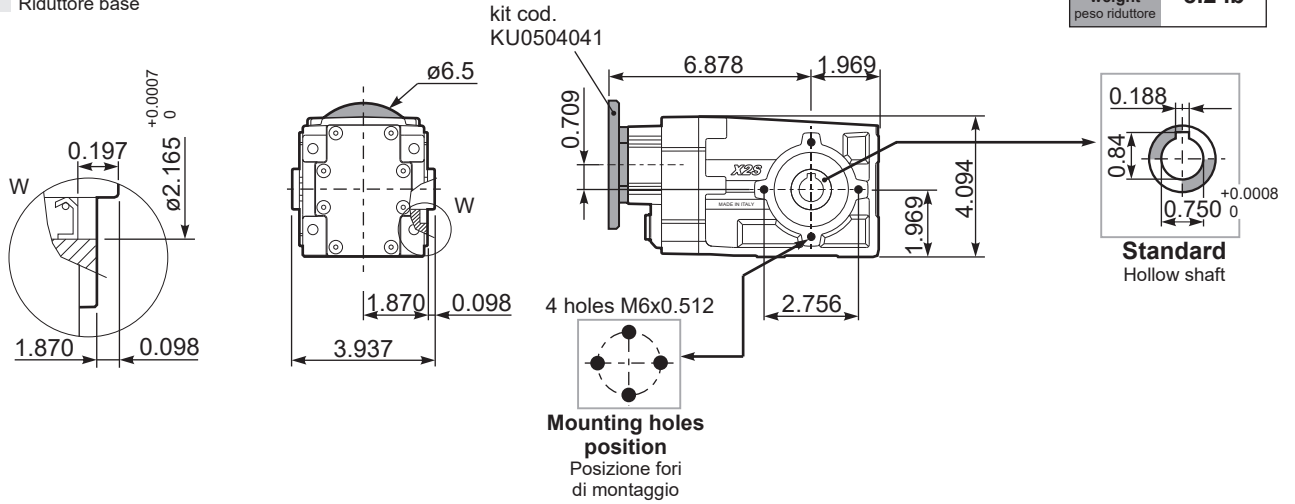
n_1 [min ⁻¹]	FA	FR
1750	31	157
1140	36	180

*Strong axial loads in the DX direction are not allowed.
Non sono consentiti forti carichi assiali con direzione DX

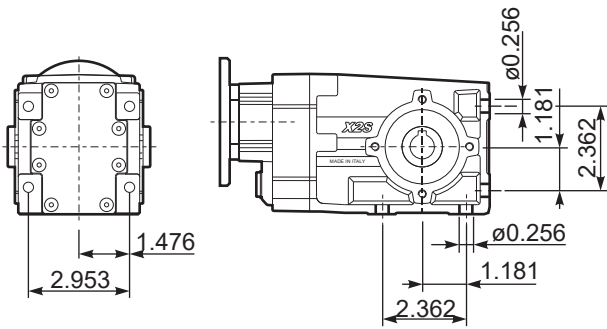
tab. 2

PX22SC... Basic Gearbox
Riduttore base

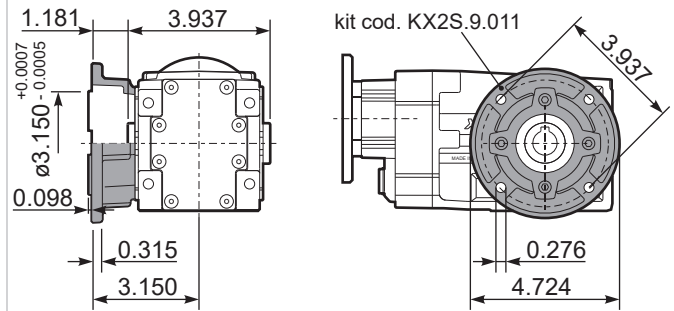
Gearbox weight
peso riduttore **8.2 lb**



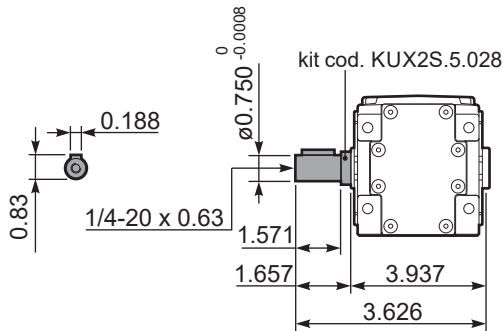
PX22S..-N.. Feet
Piedini



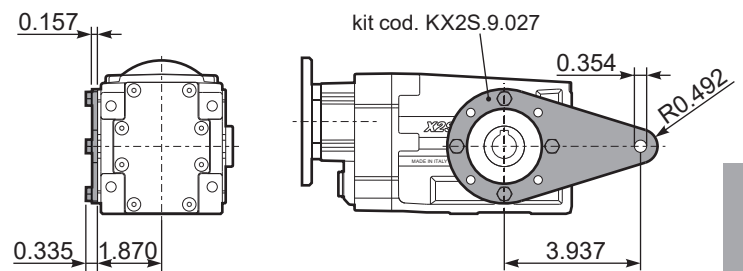
PX22S-F1.. Output flange
Flangia uscita



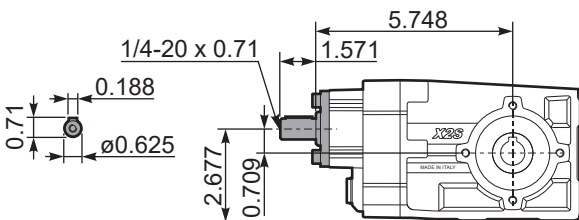
PX22S..A.. Single output shaft
Albero semplice in uscita

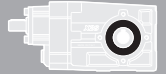


PX22SBR.. Reaction Arm
Braccio di reazione



RX22S.. Input shaft
Albero in entrata





QUICK SELECTION / Selezione veloce

input speed (n_1) = 1750 min⁻¹

Output Speed n_2 [min ⁻¹]	Ratio i	Motor power P_{1M} [HP]	Output torque M_{2M} [lb in]	Service factor $f.s.$	Nominal power P_{1R} [HP]	Nominal torque M_{2R} [lb in]	Available NEMA motor flanges			Output Shaft 	Ratios code
							-W 56C	-X 143/5 TC			
239	7.33	2	507	1.2	2.44	620					01
156	11.22	2	776	1.0	1.94	752					02
132	13.26	1.5	688	1.1	1.64	752					03
114	15.37	1.5	797	1.0	1.50	797					04
97	18.04	1.5	936	0.9	1.28	797					05
86	20.30	1	702	1.1	1.13	797					06
81	21.54	1	745	1.1	1.07	797					07
74	23.53	1	814	1.0	0.98	797					08
63	27.62	0.75	716	1.1	0.83	797					09
60	29.40	0.75	762	1.0	0.78	797					10
53	32.97	0.75	855	0.9	0.70	797					11
45.6	38.37	0.5	663	1.2	0.60	797					12
38.9	45.00	0.5	778	1.0	0.51	797					13
34.5	50.67	0.5	876	0.9	0.45	797					14
29.8	58.73	0.33	670	1.2	0.39	797					15
22.6	77.55	0.33	885	0.9	0.30	797					16

The dynamic efficiency is **0.96** for all ratios

Motor Flanges Available Flange Motore Disponibili
B) Supplied with Reduction Bushing Fornito con Bussola di Riduzione
B) Available on Request without reduction bushing Disponibile a Richiesta senza Bussola di Riduzione
C) Motor Flange Holes Position Posizione Fori Flangia Motore

EN Unit **X32S** is supplied with synthetic oil for lifetime lubrication, no maintenance is necessary. See table 1 for lubrication and recommended quantity. In table 2 please see possible radial loads and axial loads on the gearbox.

I Il riduttore **X32S** viene fornito completo di olio sintetico per la lubrificazione permanente e non necessita di alcuna manutenzione. Vedi tab.1 per oli e quantità consigliati. In tab.2 sono presenti i carichi radiali e assiali applicabili al riduttore.

E El reductor tamaño **X32S** se suministra, lubricado de por vida con aceite sintético y no requieren mantenimiento alguna. Ver tabla 1, para cantidades y aceites recomendados. En la tabla 2, se encuentran las cargas radiales y axiales admitidas por el reductor.

Standard supplied	For these mounting position specify in the order or add oil Per queste posizioni specificare in fase d'ordine o aggiungere olio					
14.08 oz	21.12 oz	14.08 oz	21.12 oz	29.92 oz	21.12 oz	Ask
SHELL Omala S4 WE 320				ENI Telium VSF 320		

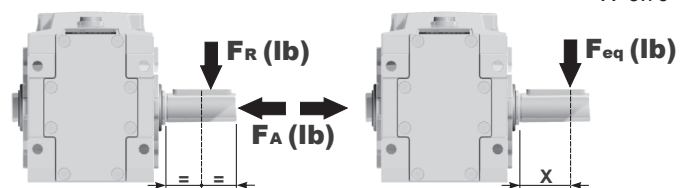
For all details on lubrication and plugs check our website **tab. 1**
Per maggiori dettagli su lubrificazione e tappi olio vedi il nostro sito web

RADIAL AND AXIAL LOADS

Output shaft

Albero di uscita

$$F_{eq} = F_R \cdot \frac{4.57}{X+3.79}$$




n_2 [min ⁻¹]	FA	FR	n_2 [min ⁻¹]	FA	FR	n_2 [min ⁻¹]	FA	FR
250	90	450	75	126	629	15	126	629
150	101	506	50	126	629			
100	112	562	25	126	629			

FR On request taper roller bearings to increase radial loads.
A richiesta cuscinetti a rulli conici per aumentare i carichi radiali.

Input shaft

albero in entrata



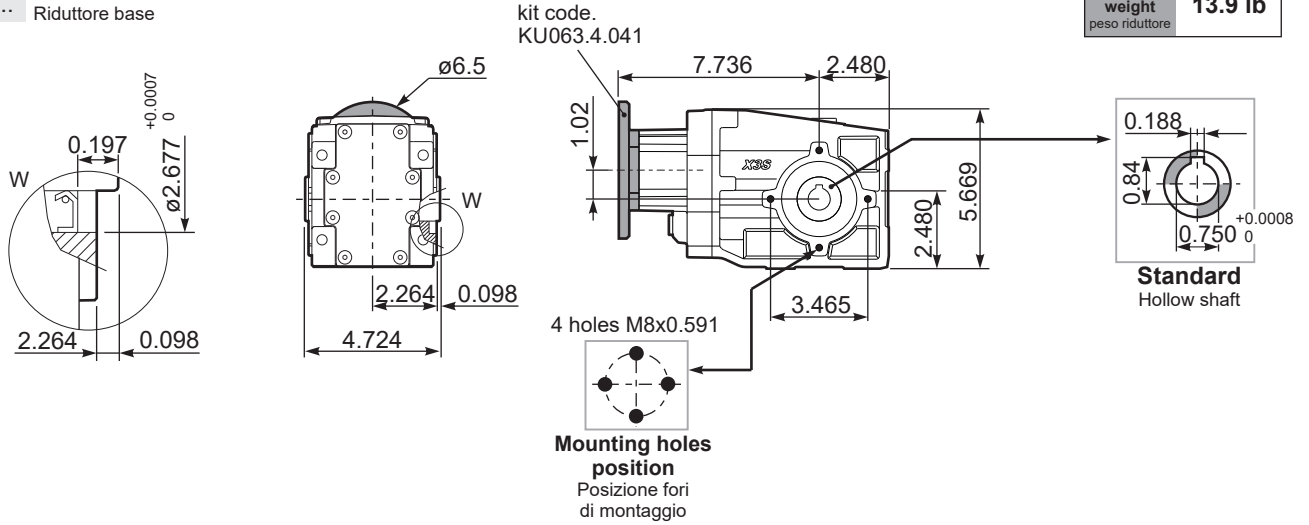
n_1 [min ⁻¹]	FA	FR
1750	54	270
1140	63	315

*Strong axial loads in the DX direction are not allowed.
Non sono consentiti forti carichi assiali con direzione DX

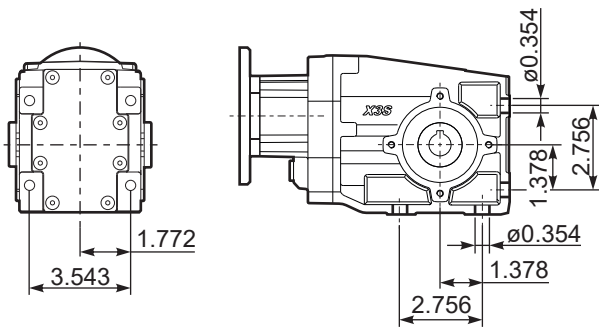
tab. 2

PX32SC... Basic Gearbox
Riduttore base

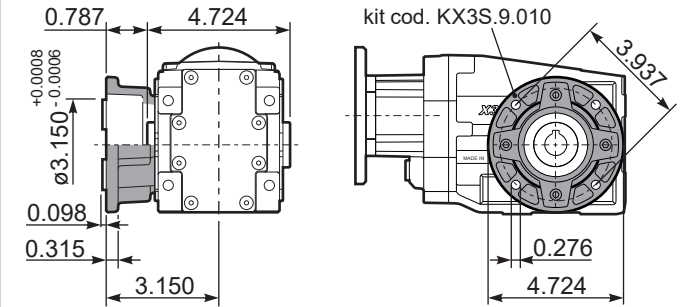
Gearbox weight **13.9 lb**
peso riduttore



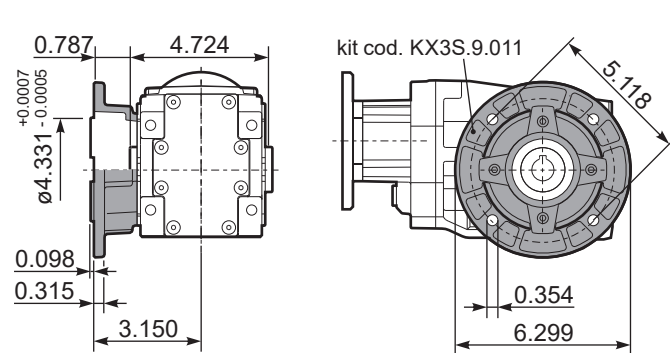
PX32S..-N.. Feet
Piedini



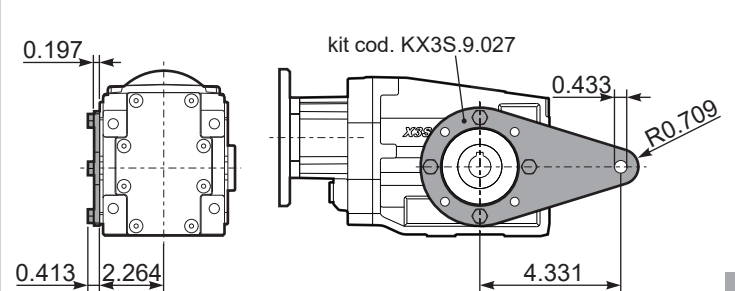
PX32S-F1.. Output flange
Flangia uscita



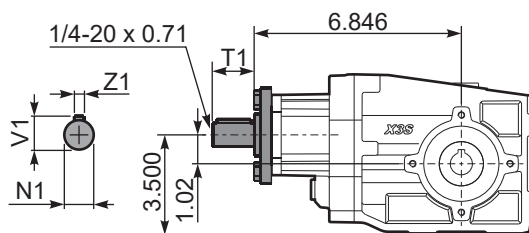
PX32S-F2.. Output flange
Flangia uscita



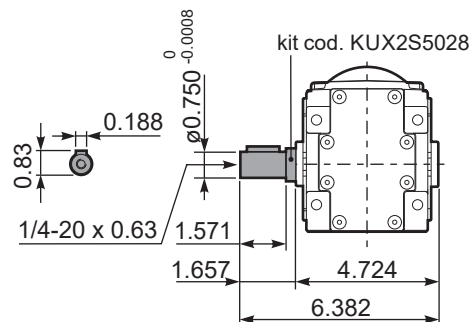
PX32SBR.. Reaction Arm
Braccio di reazione



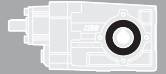
RX32S... Input shaft
Albero in entrata



PX32S..A.. Single output shaft
Albero semplice in uscita



Nema flanges	N1	T1	V1	Z1	kit code
Standard	0.750	1.97	0.83	0.188	KC40.5.070U
On request	0.625	1.57	0.71	0.188	KC40.5.069U



QUICK SELECTION / Selezione veloce

input speed (n_1) = 1750 min⁻¹

Output Speed n_2 [min ⁻¹]	Ratio i	Motor power P_{1M} [HP]	Output torque M_{2M} [lb in]	Service factor $f.s.$	Nominal power P_{1R} [HP]	Nominal torque M_{2R} [lb in]	Available NEMA motor flanges				Ratios code
							-W	-			
48.4	36.17	0.75	918	1.0	0.72	885					02
39.6	44.21	0.5	748	1.2	0.59	885					03
34.5	50.68	0.5	858	1.0	0.52	885					04
31.6	55.36	0.5	937	0.9	0.47	885					05
29.0	60.31	0.33	674	1.3	0.43	885					06
26.6	65.88	0.33	736	1.2	0.40	885					07
24.2	72.25	0.33	807	1.1	0.36	885					08
22.0	79.64	0.33	890	1.0	0.33	885					09
19.0	92.31	0.25	781	1.1	0.28	885				standard ø0.750	10
18.3	95.65	0.25	810	1.1	0.27	885					11
17.3	101.23	0.25	857	1.0	0.26	885					12
13.7	127.37	0.25*	1078	0.8	0.21	885					13
11.6	151.16	0.25*	1279	0.7	0.17	885					14
9.8	178.46	0.25*	1511	0.6	0.15	885					15
8.3	211.79	0.25*	1793	0.5	0.12	885					16
7.6	231.37	0.25*	1958	0.5	0.11	885					17
6.4	273.16	0.25*	2312	0.4	0.10	885					18
5.4	324.18	0.25*	2802	0.3	0.08	885					19

The dynamic efficiency is **0.94** for all ratios

* Power higher than the maximum one which can be supported by the gearbox. Select according to the torque M_{2R}
Potenza superiore a quella massima sopportabile dal riduttore. Selezionare in base al momento torcente M_{2R}

A Motor Flanges Available
Flange Motore Disponibili

B Supplied with Reduction Bushing
Fornito con Bussola di Riduzione

C Available on Request without reduction bushing
Disponibile a Richiesta senza Bussola di Riduzione

D Motor Flange Holes Position
Posizione Fori Flangia Motore

E Unit **X33S** is supplied with synthetic oil for lifetime lubrication, no maintenance is necessary. See table 1 for lubrication and recommended quantity. In table 2 please see possible radial loads and axial loads on the gearbox.

I Il riduttore **X33S** viene fornito completo di olio sintetico per la lubrificazione permanente e non necessita di alcuna manutenzione. Vedi tab.1 per oli e quantità consigliati. In tab.2 sono presenti i carichi radiali e assiali applicabili al riduttore.

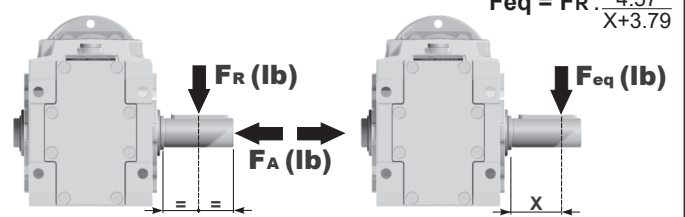
E El reductor tamaño **X33S** se suministra, lubricado de por vida con aceite sintético y no requieren mantenimiento alguna. Ver tabla 1, para cantidades y aceites recomendados. En la tabla 2, se encuentran las cargas radiales y axiales admitidas por el reductor.

Standard supplied	For these mounting position specify in the order or add oil Per queste posizioni specificare in fase d'ordine o aggiungere olio					
24.64 oz	22.88 oz	14.08 oz	22.88 oz	33.44 oz	22.88 oz	Ask
SHELL Omala S4 WE 320				ENI Telium VSF 320		

For all details on lubrication and plugs check our website **tab. 1**
Per maggiori dettagli su lubrificazione e tappi olio vedi il nostro sito web

-RADIAL AND AXIAL LOADS

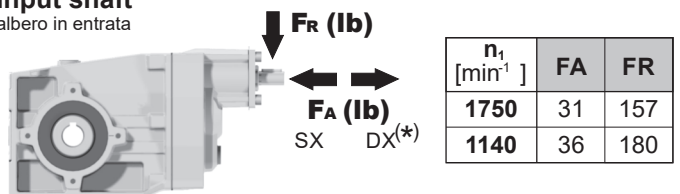
Output shaft
Albero di uscita



n_2 [min ⁻¹]	FA	FR	n_2 [min ⁻¹]	FA	FR	n_2 [min ⁻¹]	FA	FR
250	90	450	75	126	629	15	126	629
150	101	506	50	126	629			
100	112	562	25	126	629			

FR On request taper roller bearings to increase radial loads.
A richiesta cuscinetti a rulli conici per aumentare i carichi radiali.

Input shaft
albero in entrata



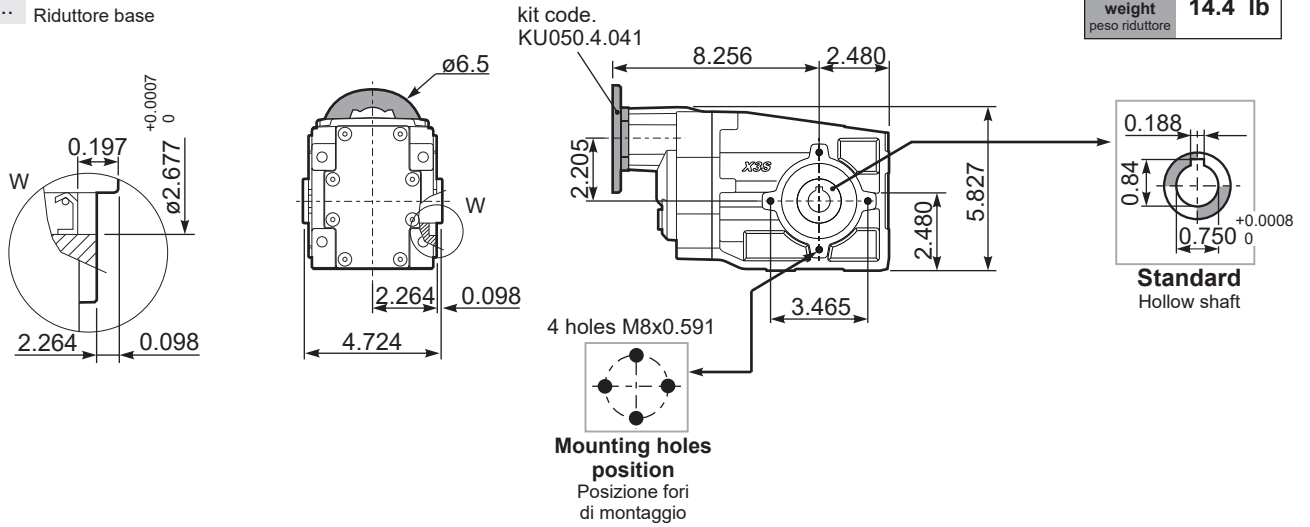
n_1 [min ⁻¹]	FA	FR
1750	31	157
1140	36	180

*Strong axial loads in the DX direction are not allowed.
Non sono consentiti forti carichi assiali con direzione DX

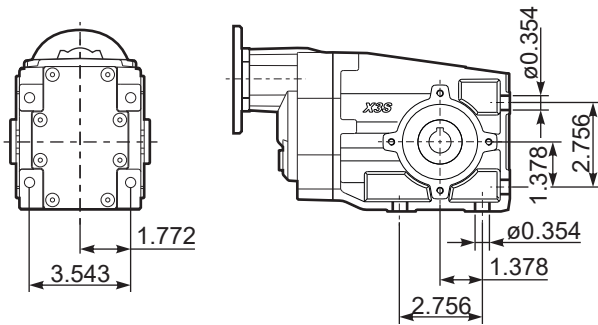
tab. 2

PX33SC... Basic Gearbox
Riduttore base

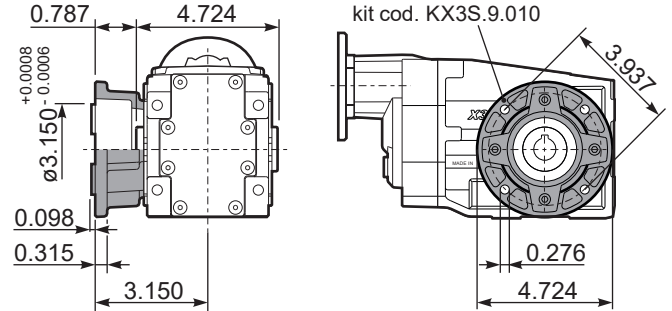
Gearbox weight **14.4 lb**
peso riduttore



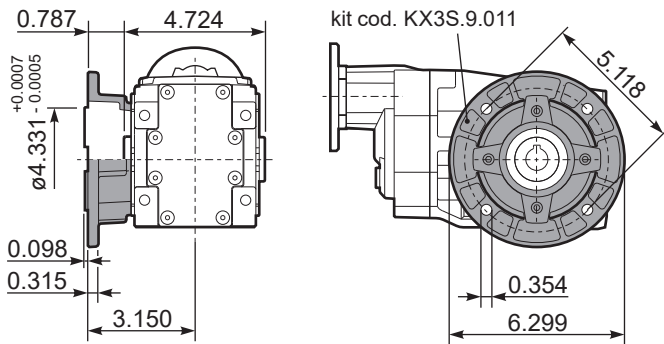
PX33S-N.. Feet
Piedini



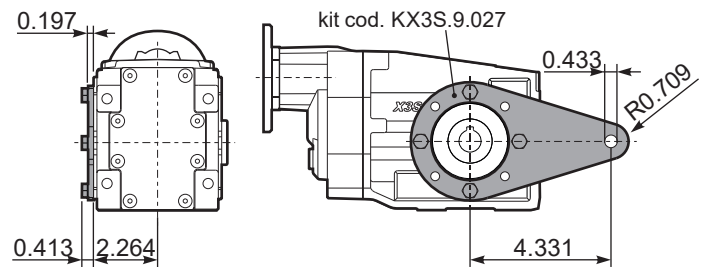
PX33S-F1.. Output flange
Flangia uscita



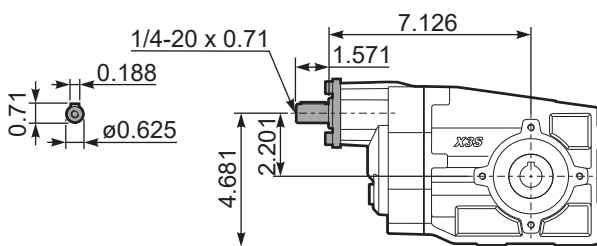
PX33S-F2.. Output flange
Flangia uscita



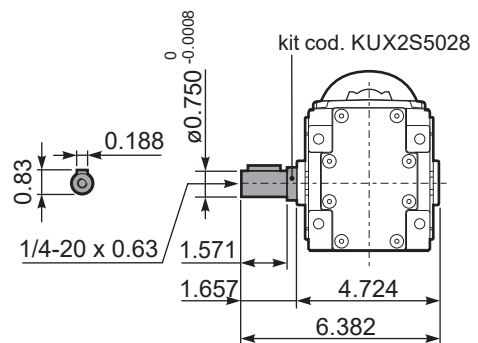
PX33SBR.. Reaction Arm
Braccio di reazione

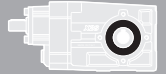


RX33S... Input shaft
Albero in entrata



PX33S..A.. Single output shaft
Albero semplice in uscita





QUICK SELECTION / Selezione veloce

input speed (n_1) = 1750 min⁻¹

Output Speed n_2 [min ⁻¹]	Ratio i	Motor power P_{1M} [HP]	Output torque M_{2M} [lb in]	Service factor f.s.	Nominal power P_{1R} [HP]	Nominal torque M_{2R} [lb in]	Available NEMA motor flanges		Output Shaft 	Ratios code
							-W 56C	-X 143/5 TC		
240	7.29	2	504	1.7	3.34	841			2811	01
156	11.20	2	774	1.7	3.43	1328			288	02
133	13.18	2	911	1.5	2.91	1328			1911	03
115	15.27	2	1056	1.3	2.51	1328			1711	04
98	17.93	2	1240	1.1	2.14	1328			1511	05
86	20.25	1.5	1050	1.3	1.90	1328			198	06
82	21.40	1.5	1110	1.2	1.79	1328			1311	07
75	23.47	1.5	1217	1.1	1.64	1328			178	08
64	27.55	1.5	1429	0.9	1.39	1328			158	09
60	29.21	1	1010	1.3	1.31	1328			1011	10
53	32.88	1	1137	1.2	1.17	1328			138	11
45.9	38.12	1	1318	1.0	1.01	1328			911	12
39.0	44.89	0.75	1164	1.1	0.86	1328			108	13
34.8	50.34	0.75	1305	0.9	0.67	1159			711	14
29.9	58.58	0.75	1519	0.9	0.66	1328			98	15
22.6	77.36	0.5	1337	1.0	0.50	1328			78	16

The dynamic efficiency is **0.96** for all ratios

- Motor Flanges Available**
Flange Motore Disponibili
- B) Supplied with Reduction Bushing**
Fornito con Bussola di Riduzione
- B) Available on Request without reduction bushing**
Disponibile a Richiesta senza Bussola di Riduzione
- C) Motor Flange Holes Position**
Posizione Fori Flangia Motore

EN Unit **X42A** is supplied with synthetic oil for lifetime lubrication, no maintenance is necessary. See table 1 for lubrication and recommended quantity. In table 2 please see possible radial loads and axial loads on the gearbox.

I Il riduttore **X42A** viene fornito completo di olio sintetico per la lubrificazione permanente e non necessita di alcuna manutenzione. Vedi tab.1 per oli e quantità consigliati. In tab.2 sono presenti i carichi radiali e assiali applicabili al riduttore.

E El reductor tamaño **X42A** se suministra, lubricado de por vida con aceites sintético y no requieren mantenimiento alguna. Ver tabla 1, para cantidades y aceites recomendados. En la tabla 2, se encuentran las cargas radiales y axiales admitidas por el reductor.

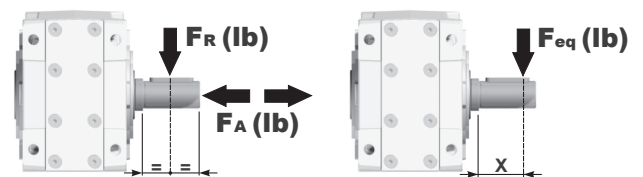
Standard supplied	For these mounting position specify in the order or add oil Per queste posizioni specificare in fase d'ordine o aggiungere olio					
21.12 oz	26.40 oz	17.60 oz	24.64 oz	38.71 oz	21.12 oz	Ask
SHELL Omala S4 WE 320			ENI Telium VSF 320			

For all details on lubrication and plugs check our website tab. 1
Per maggiori dettagli su lubrificazione e tappi olio vedi il nostro sito web

RADIAL AND AXIAL LOADS

Output shaft
Albero di uscita


$$F_{eq} = F_R \cdot \frac{4.75}{X+3.69}$$



n_2 [min ⁻¹]	FA	FR	n_2 [min ⁻¹]	FA	FR	n_2 [min ⁻¹]	FA	FR
250	112	562	75	180	899	15	216	1079
150	135	674	50	216	1079			
100	157	786	25	216	1079			

FR On request taper roller bearings to increase radial loads.
A richiesta cuscinetti a rulli conici per aumentare i carichi radiali.

Input shaft
albero in entrata



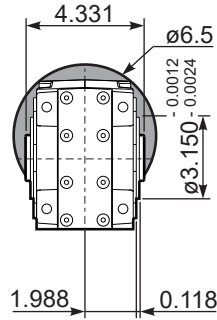
n_1 [min ⁻¹]	FA	FR
1750	54	270
1140	63	315

***Strong axial loads in the DX direction are not allowed.**
Non sono consentiti forti carichi assiali con direzione DX

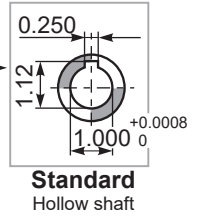
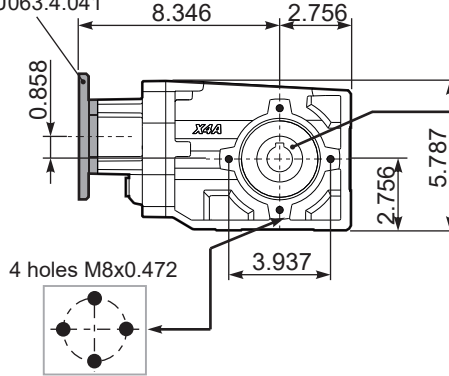
tab. 2

PX42AC... Basic Gearbox
Riduttore base

Gearbox weight **17.2 lb**
peso riduttore



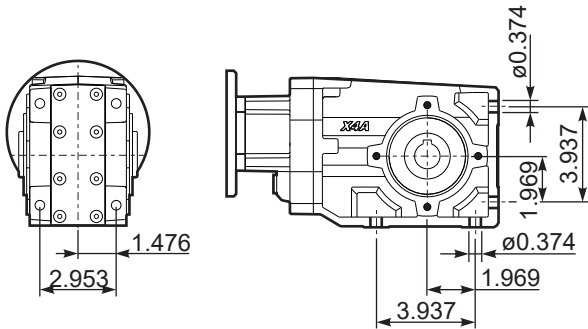
kit code.
KU063.4.041



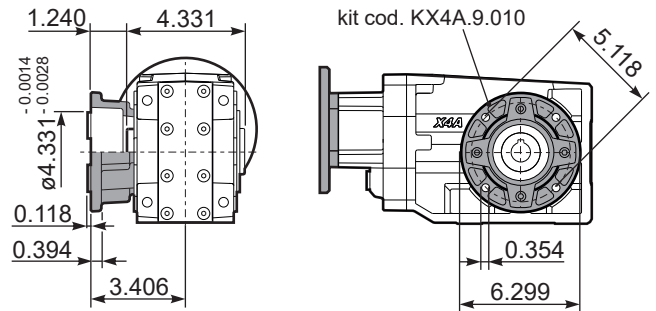
Standard
Hollow shaft

Mounting holes position
Posizione fori di montaggio

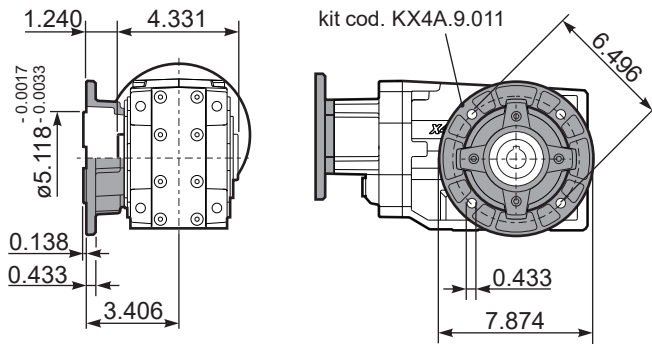
PX42A-N.. Feet
Piedini



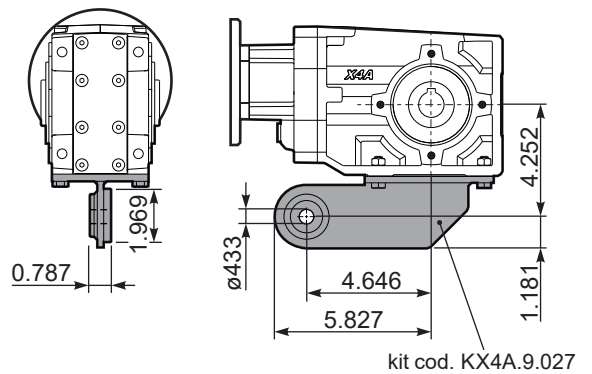
PX42A-F2.. Output flange
Flangia uscita



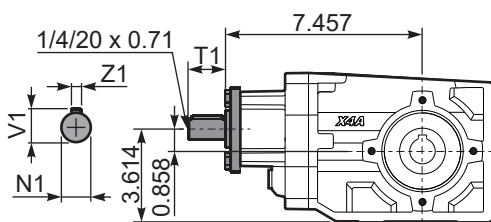
PX42A-F3.. Output flange
Flangia uscita



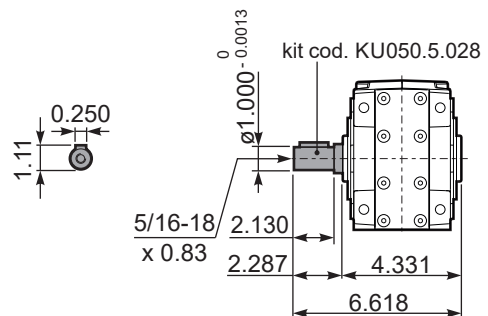
PX42ABR.. Reaction Arm
Braccio di reazione



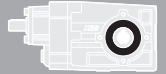
RX42A... Input shaft
Albero in entrata



PX42A..A.. Single output shaft
Albero semplice in uscita



Nema flanges	N1	T1	V1	Z1	kit code
Standard	0.750	1.97	0.83	0.188	KC40.5.070U
On request	0.625	1.57	0.71	0.188	KC40.5.069U



QUICK SELECTION / Selezione veloce

input speed (n_1) = 1750 min⁻¹

Output Speed n_2 [min ⁻¹]	Ratio i	Motor power P_{1M} [HP]	Output torque M_{2M} [lb in]	Service factor f.s.	Nominal power P_{1R} [HP]	Nominal torque M_{2R} [lb in]	Available NEMA motor flanges		Output Shaft 	Ratios code
							-W	-		
							56C	-		
34.8	50.35	0.75	1278	1.0	0.78	1328			171311	01
31.7	55.22	0.75	1402	0.9	0.71	1328			17178	02
29.2	59.92	0.75	1521	0.9	0.65	1328			151311	03
26.6	65.72	0.5	1112	1.2	0.60	1328			15178	04
24.4	71.78	0.5	1215	1.1	0.55	1328			101711	05
22.0	79.44	0.5	1345	1.0	0.49	1328			13178	06
19.0	92.08	0.33	1029	1.3	0.43	1328			15138	07
18.4	95.03	0.33	1062	1.3	0.41	1328			91711	08
13.8	126.55	0.33	1414	1.0	0.33	1416			71711	09
13.1	133.15	0.25	1127	1.3	0.31	1416			91311	10
11.7	150.18	0.25	1271	1.1	0.28	1416			61711	11
9.9	177.30	0.25	1501	0.9	0.24	1416			71311	12
8.3	210.42	0.25*	1781	0.8	0.20	1416			61311	13
7.6	230.79	0.25*	1953	0.7	0.18	1416			6178	14
6.4	272.47	0.25*	2306	0.6	0.15	1416			7138	15
5.4	323.37	0.25*	2737	0.5	0.13	1416			6138	16

The dynamic efficiency is **0.94** for all ratios * Power higher than the maximum one which can be supported by the gearbox. Select according to the torque M_{2R}
Potenza superiore a quella massima sopportabile dal riduttore. Selezionare in base al momento torcente M_{2R}

- Motor Flanges Available**
Flange Motore Disponibili
- B) Supplied with Reduction Bushing**
Fornito con Bussola di Riduzione
- B) Available on Request without reduction bushing**
Disponibile a Richiesta senza Bussola di Riduzione
- C) Motor Flange Holes Position**
Posizione Fori Flangia Motore

EN Unit **X43A** is supplied with synthetic oil for lifetime lubrication, no maintenance is necessary. See table 1 for lubrication and recommended quantity. In table 2 please see possible radial loads and axial loads on the gearbox.

I Il riduttore **X43A** viene fornito completo di olio sintetico per la lubrificazione permanente e non necessita di alcuna manutenzione. Vedi tab.1 per oli e quantità consigliati. In tab.2 sono presenti i carichi radiali e assiali applicabili al riduttore.

E El reductor tamaño **X43A** se suministra, lubricado de por vida con aceites sintético y no requieren mantenimiento alguna. Ver tabla 1, para cantidades y aceites recomendados. En la tabla 2, se encuentran las cargas radiales y axiales admitidas por el reductor.

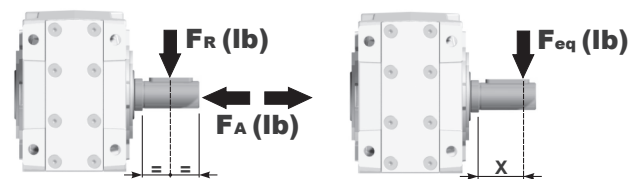
Standard supplied	For these mounting position specify in the order or add oil Per queste posizioni specificare in fase d'ordine o aggiungere olio					
28.16 oz	28.16 oz	21.12 oz	28.16 oz	42.23 oz	24.64 oz	Ask
SHELL Omala S4 WE 320			ENI Telium VSF 320			

For all details on lubrication and plugs check our website **tab. 1**
Per maggiori dettagli su lubrificazione e tappi olio vedi il nostro sito web

RADIAL AND AXIAL LOADS

Output shaft
Albero di uscita

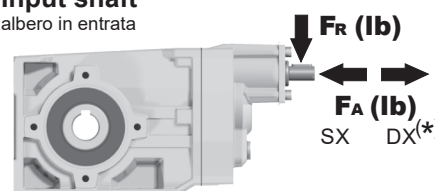
$$F_{eq} = F_R \cdot \frac{4.75}{X+3.69}$$



n_2 [min ⁻¹]	F_A	F_R	n_2 [min ⁻¹]	F_A	F_R	n_2 [min ⁻¹]	F_A	F_R
250	112	562	75	180	899	15	216	1079
150	135	674	50	216	1079			
100	157	786	25	216	1079			

F_R On request taper roller bearings to increase radial loads.
A richiesta cuscinetti a rulli conici per aumentare i carichi radiali.

Input shaft
albero in entrata

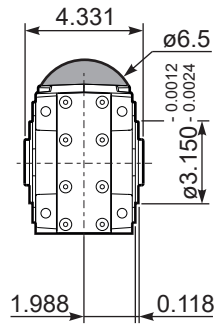


n_1 [min ⁻¹]	F_A [N]	F_R [N]
1750	31	157
1140	36	180

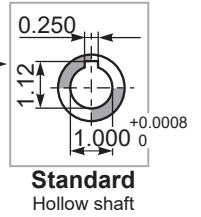
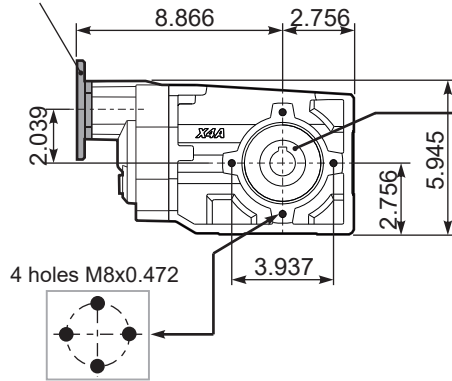
*Strong axial loads in the DX direction are not allowed.
Non sono consentiti forti carichi assiali con direzione DX

PX43AC... Basic Gearbox
Riduttore base

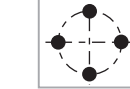
Gearbox weight
peso riduttore **17.5 lb**



kit code.
KU050.4.041

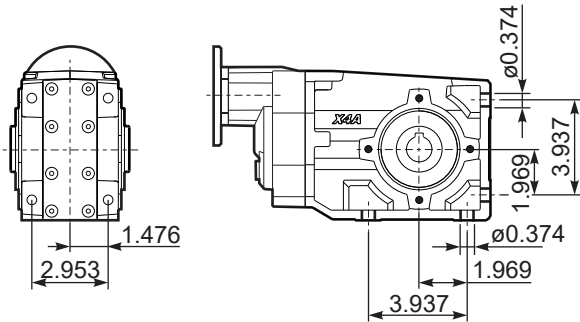


4 holes M8x0.472

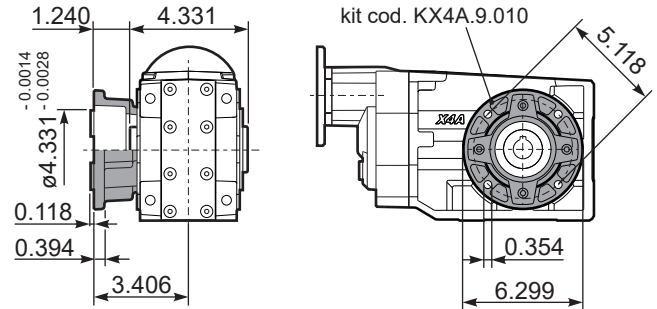


Mounting holes position
Posizione fori di montaggio

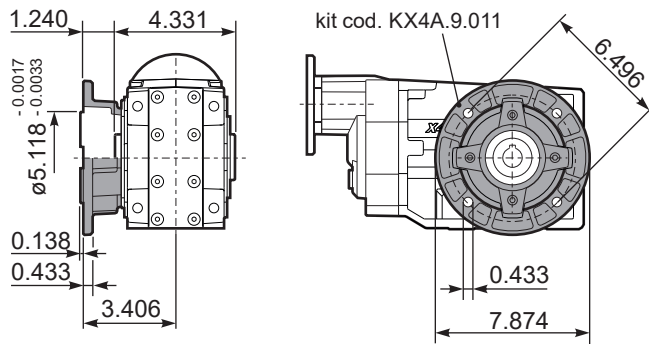
PX43A-N.. Feet
Piedini



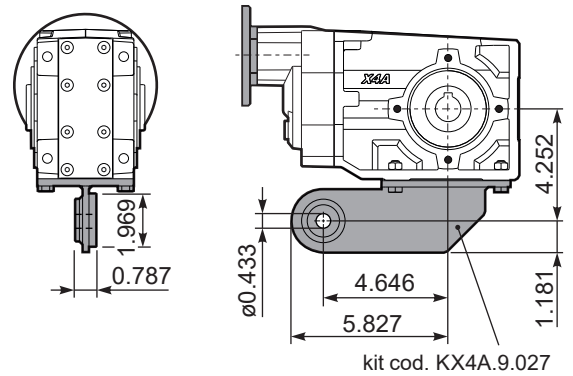
PX43A-F2.. Output flange
Flangia uscita



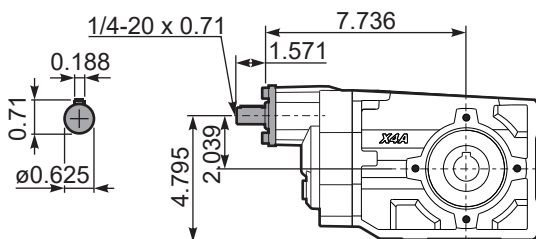
PX43A-F3.. Output flange
Flangia uscita



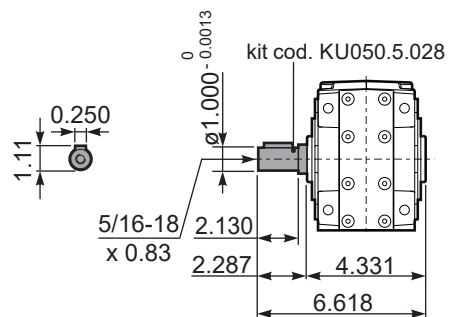
PX43ABR.. Reaction Arm
Braccio di reazione

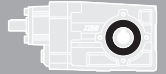


RX43A... Input shaft
Albero in entrata



PX43A..A.. Single output shaft
Albero semplice in uscita





QUICK SELECTION / Selezione veloce

input speed (n_1) = 1750 min⁻¹

Output Speed n_2 [min ⁻¹]	Ratio i	Motor power P_{1M} [HP]	Output torque M_{2M} [lb in]	Service factor f.s.	Nominal power P_{1R} [HP]	Nominal torque M_{2R} [lb in]	Available NEMA motor flanges			Output Shaft 	Ratios code
							-W	-X	-Y		
							56C	143/5TC	182/4TC		
290	6.03	5	1042	1.1	5.73	1195				3011	01
189	9.26	5	1601	0.9	4.28	1372				308	02
154	11.36	5	1964	1.0	5.18	2036				2011	03
114	15.36	3	1593	1.4	4.17	2213				1611	04
100	17.46	3	1811	1.2	3.67	2213				208	05
88	19.97	3	2072	1.1	3.20	2213				1311	06
74	23.60	3	2448	0.9	2.71	2213				168	07
72	24.45	3	2536	0.9	2.62	2213				1111	08
57	30.69	2	2122	1.0	2.09	2213				138	09
49.5	35.35	1.5	1834	1.2	1.81	2213				811	10
46.6	37.57	1.5	1948	1.1	1.70	2213				118	11
35.9	48.68	1	1683	1.3	1.31	2213				611	12
32.2	54.33	1	1878	1.2	1.18	2213				88	13
23.4	74.81	0.75	1940	1.0	0.72	1859				68	14

The dynamic efficiency is 0.96 for all ratios

Motor Flanges Available
Flange Motore Disponibili

B) Supplied with Reduction Bushing
Fornito con Bussola di Riduzione

B) Available on Request without reduction bushing
Disponibile a Richiesta senza Bussola di Riduzione

C) Motor Flange Holes Position
Posizione Fori Flangia Motore

EN Unit X52A is supplied with synthetic oil for lifetime lubrication, no maintenance is necessary. See table 1 for lubrication and recommended quantity. In table 2 please see possible radial loads and axial loads on the gearbox.

I Il riduttore X52A viene fornito completo di olio sintetico per la lubrificazione permanente e non necessita di alcuna manutenzione. Vedi tab.1 per oli e quantità consigliati. In tab.2 sono presenti i carichi radiali e assiali applicabili al riduttore.

E El reductor tamaño X52A se suministra, lubricado de por vida con aceite sintético y no requieren mantenimiento alguna. Ver tabla 1, para cantidades y aceites recomendados. En la tabla 2, se encuentran las cargas radiales y axiales admitidas por el reductor.

Standard supplied	For these mounting position specify in the order or add oil Per queste posizioni specificare in fase d'ordine o aggiungere olio						
B3	B6	B7	B8	V5	V6	V8	V8
31.68 oz	52.79 oz	26.40 oz	49.27 oz	68.63 oz	40.47 oz	Ask	Ask
SHELL Omala S4 WE 320				ENI Telium VSF 320			

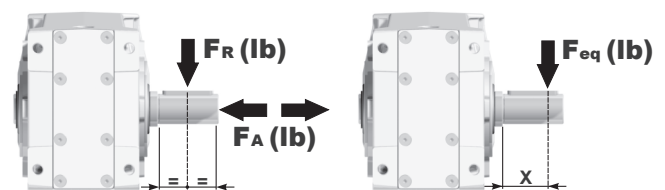
For all details on lubrication and plugs check our website **tab. 1**
Per maggiori dettagli su lubrificazione e tappi olio vedi il nostro sito web

RADIAL AND AXIAL LOADS

Output shaft

Albero di uscita

$$F_{eq} = F_R \cdot \frac{5.76}{X+4.51}$$




n_2 [min ⁻¹]	FA	FR	n_2 [min ⁻¹]	FA	FR	n_2 [min ⁻¹]	FA	FR
250	135	674	75	184	921	15	373	1866
150	157	787	50	216	1079			
100	180	899	25	303	1517			

FR On request taper roller bearings to increase radial loads.
A richiesta cuscinetti a rulli conici per aumentare i carichi radiali.

Input shaft

albero in entrata



n_1 [min ⁻¹]	FA	FR
1750	101	506
1140	112	562

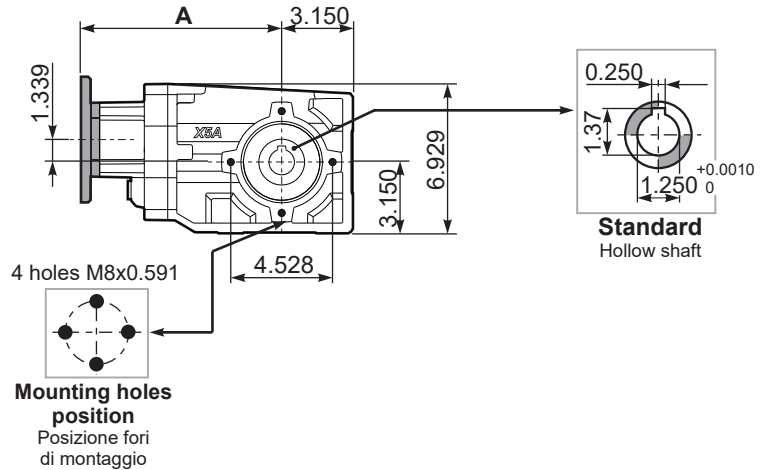
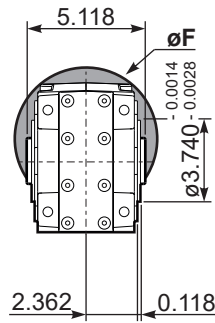
*Strong axial loads in the DX direction are not allowed.
Non sono consentiti forti carichi assiali con direzione DX

tab. 2

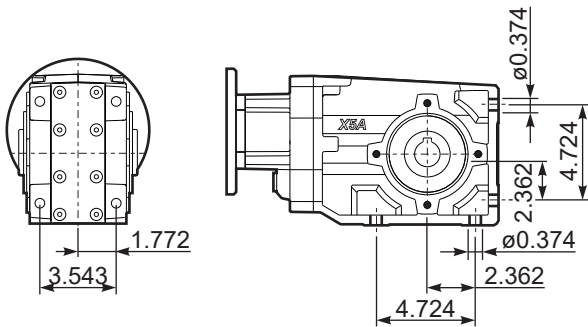
PX52AC... Basic Gearbox
Riduttore base

Gearbox weight **28.2 lb**
peso riduttore

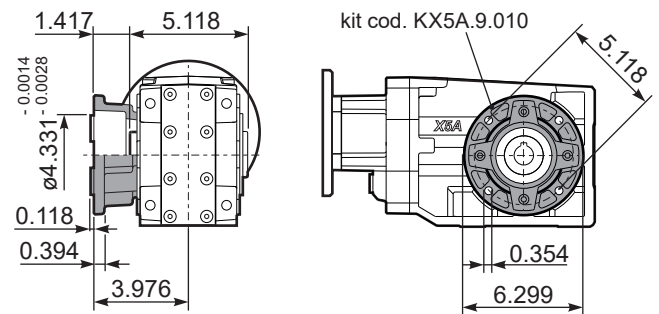
Nema flange	A	øF	kit code
56C-143/5TC	9.469	6.50	KU085.4.041
182/4TC	10.173	8.88	KU085.4.042



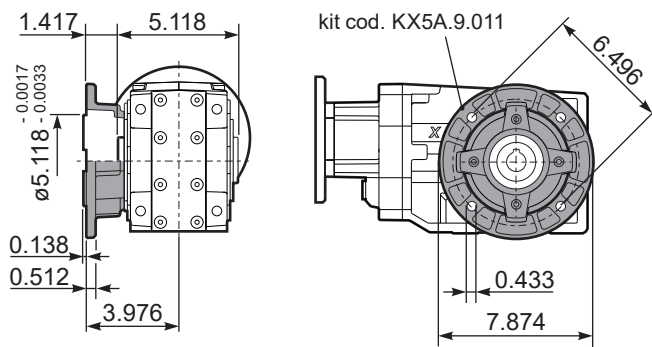
PX52A-N.. Feet
Piedini



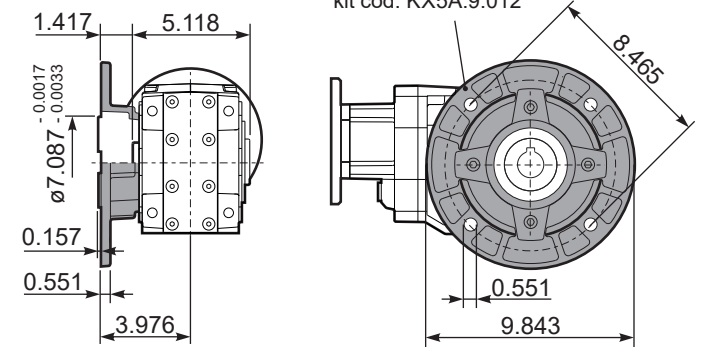
PX52A-F2.. Output flange
Flangia uscita



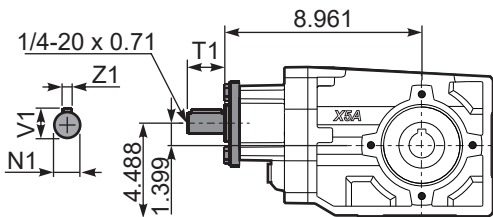
PX52A-F3.. Output flange
Flangia uscita



PX52A-F4.. Output flange
Flangia uscita

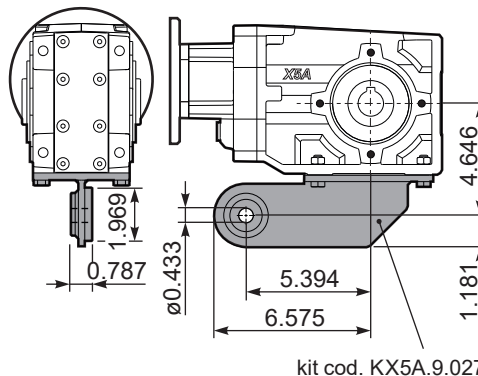


RX52A... Input shaft
Albero in entrata

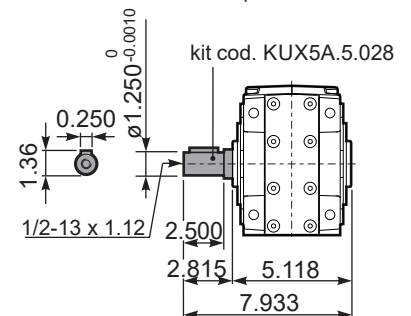


Nema flanges	N1	T1	V1	Z1	kit code
Standard	0.875	1.97	0.96	0.188	KC50.5.070U
On request	0.750	1.97	0.83	0.188	KC50.5.069U

PX52ABR.. Reaction Arm
Braccio di reazione



PX52A..A.. Single output shaft
Albero semplice in uscita





QUICK SELECTION / Selezione veloce

input speed (n₁) = 1750 min⁻¹

Output Speed n ₂ [min ⁻¹]	Ratio i	Motor power P _{1M} [HP]	Output torque M _{2M} [lb in]	Service factor f.s.	Nominal power P _{1R} [HP]	Nominal torque M _{2R} [lb in]	Available NEMA motor flanges		Output Shaft 	Ratios code
							-W 56C	-X 143/5 TC		
30.8	56.76	1	1922	1.2	1.15	2213			191311	01
26.6	65.79	1	2227	1.0	0.99	2213			171311	02
22.7	77.23	0.75	1961	1.1	0.85	2213			151311	03
20.1	87.23	0.75	2215	1.0	0.75	2213			19138	04
19.0	92.18	0.75	2341	0.9	0.71	2213			131311	05
17.4	100.47	0.5	1701	1.3	0.65	2213			19811	06
15.0	116.45	0.5	1971	1.1	0.56	2213			17811	07
13.9	125.82	0.5	2130	1.0	0.52	2213			101311	08
12.4	141.66	0.5	2398	0.9	0.46	2213			13138	09
10.7	163.16	0.33	1823	1.2	0.40	2213			13811	10
9.8	178.96	0.33	1999	1.1	0.37	2213			1788	11
9.1	193.36	0.33	2160	1.0	0.34	2213			10138	12
8.1	216.84	0.25	1835	1.2	0.30	2213			71311	13
6.9	252.36	0.25	2136	1.0	0.26	2213			9138	14
6.0	290.67	0.25	2460	0.9	0.22	2213			9811	15
5.3	333.23	0.25*	2820	0.8	0.20	2213			7138	16
4.6	383.82	0.25*	3249	0.7	0.17	2213			7811	17
3.9	446.70	0.25*	3781	0.6	0.15	2213			988	18
3.0	589.85	0.25*	4992	0.4	0.11	2213			788	19

The dynamic efficiency is **0.94** for all ratios * Power higher than the maximum one which can be supported by the gearbox. Select according to the torque M_{2R}
Potenza superiore a quella massima sopportabile dal riduttore. Selezionare in base al momento torcente M_{2R}

Motor Flanges Available
Flange Motore Disponibili

B) Supplied with Reduction Bushing
Fornito con Bussola di Riduzione

B) Available on Request without reduction bushing
Disponibile a Richiesta senza Bussola di Riduzione

C) Motor Flange Holes Position
Posizione Fori Flangia Motore

EN Unit X53A is supplied with synthetic oil for lifetime lubrication, no maintenance is necessary. See table 1 for lubrication and recommended quantity. In table 2 please see possible radial loads and axial loads on the gearbox.

I Il riduttore X53A viene fornito completo di olio sintetico per la lubrificazione permanente e non necessita di alcuna manutenzione. Vedi tab.1 per oli e quantità consigliati. In tab.2 sono presenti i carichi radiali e assiali applicabili al riduttore.

E El reductor tamaño X53A se suministra, lubricado de por vida con aceite sintético y no requieren mantenimiento alguna. Ver tabla 1, para cantidades y aceites recomendados. En la tabla 2, se encuentran las cargas radiales y axiales admitidas por el reductor.

Standard supplied	For these mounting position specify in the order or add oil Per queste posizioni specificare in fase d'ordine o aggiungere olio					
45.75 oz	54.55 oz	29.92 oz	51.03 oz	73.91 oz	43.99 oz	Ask
SHELL Omala S4 WE 320			ENI Telium VSF 320			

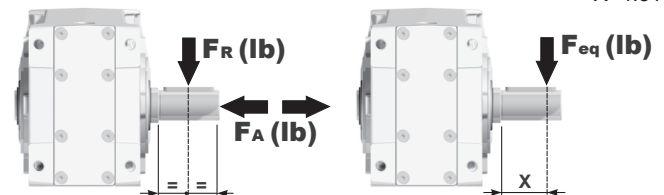
For all details on lubrication and plugs check our website **tab. 1**
Per maggiori dettagli su lubrificazione e tappi olio vedi il nostro sito web

RADIAL AND AXIAL LOADS

Output shaft

Albero di uscita

$$F_{eq} = F_R \cdot \frac{5.76}{X+4.51}$$

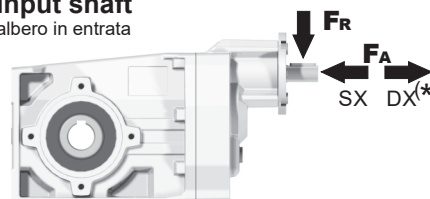


n ₂ [min ⁻¹]	FA	FR	n ₂ [min ⁻¹]	FA	FR	n ₂ [min ⁻¹]	FA	FR
250	135	674	75	184	921	15	373	1866
150	157	787	50	216	1079			
100	180	899	25	303	1517			

F_R On request taper roller bearings to increase radial loads.
A richiesta cuscinetti a rulli conici per aumentare i carichi radiali.

Input shaft

albero in entrata



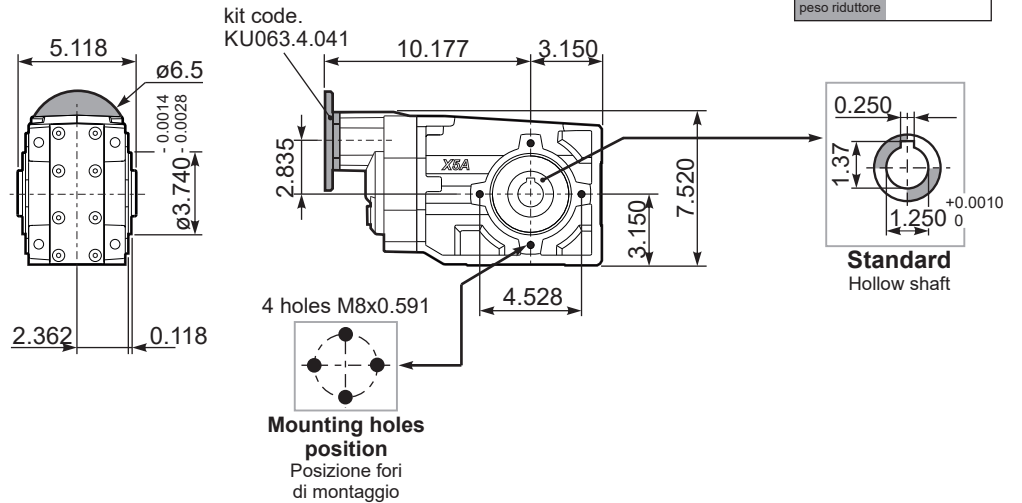
n ₁ [min ⁻¹]	FA [N]	FR [N]
1750	90	450
1140	99	495

*Strong axial loads in the DX direction are not allowed.
Non sono consentiti forti carichi assiali con direzione DX

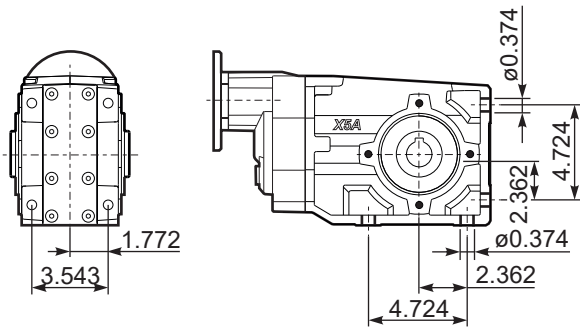
tab. 2

PX53AC... Basic Gearbox
Riduttore base

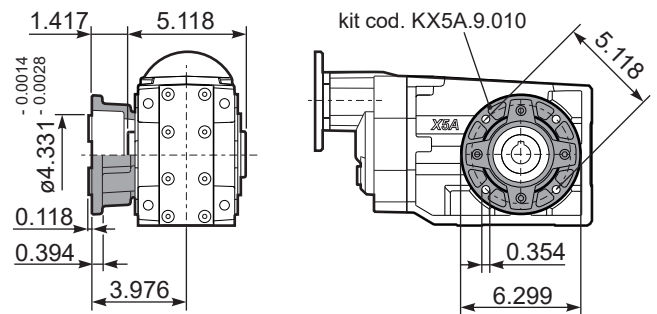
Gearbox weight **27.9 lb**
peso riduttore



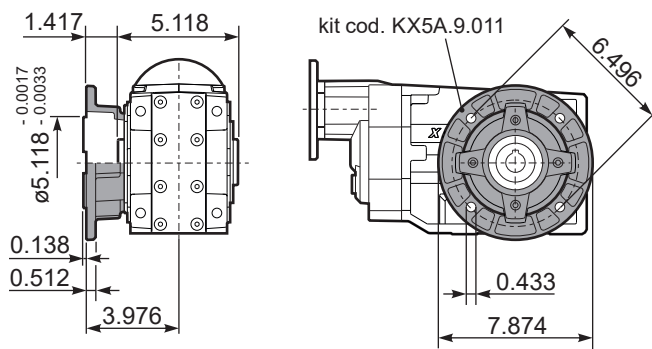
PX53A-N.. Feet
Piedini



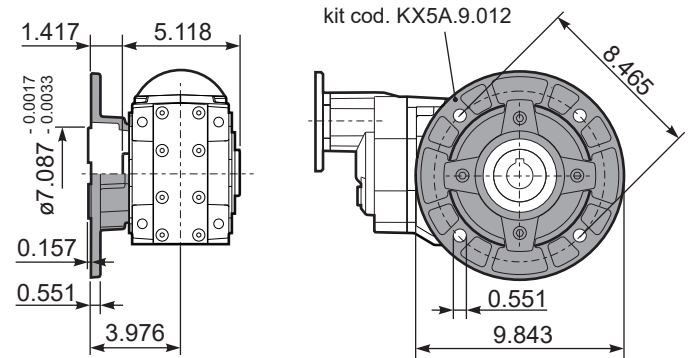
PX53A-F2.. Output flange
Flangia uscita



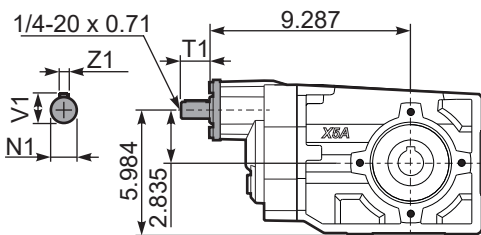
PX53A-F3.. Output flange
Flangia uscita



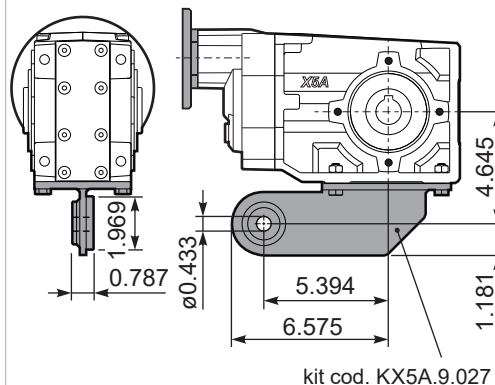
PX53A-F4.. Output flange
Flangia uscita



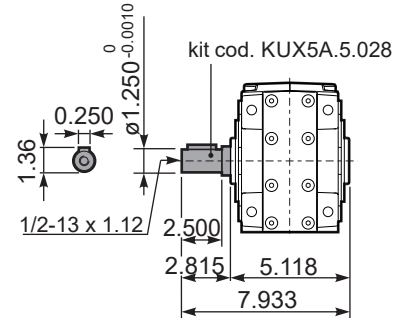
RX53A... Input shaft
Albero in entrata



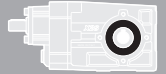
PX53ABR.. Reaction Arm
Braccio di reazione



PX53A..A.. Single output shaft
Albero semplice in uscita



Nema flanges	N1	T1	V1	Z1	kit code
Standard	0.750	1.97	0.83	0.188	KC40.5.070U
On request	0.625	1.57	0.71	0.188	KC40.5.069U



QUICK SELECTION / Selezione veloce

input speed (n_1) = 1750 min⁻¹

Output Speed n_2 [min ⁻¹]	Ratio i	Motor power P_{1M} [HP]	Output torque M_{2M} [lb in]	Service factor f.s.	Nominal power P_{1R} [HP]	Nominal torque M_{2R} [lb in]	Available NEMA motor flanges				Output Shaft 	Ratios code
							-W	-X	-Y	AA		
							56C	143/5TC	182/4TC	213/5TC		
290	6.03	10	2084	1.0	10.19	2124					3011	01
189	9.26	7.5	2402	1.0	7.46	2390					308	02
154	11.36	7.5	2946	1.1	7.89	3098					2011	03
114	15.36	5	2655	1.3	6.42	3408					1611	04
100	17.46	5	3018	1.2	5.87	3540					208	05
88	19.97	5	3453	1.1	5.25	3629					1311	06
74	23.60	5	4080	0.9	4.45	3629					168	07
72	24.45	5	4226	0.9	4.29	3629					1111	08
57	30.69	3	3184	1.1	3.42	3629					138	09
49.5	35.35	3	3667	1.0	2.97	3629					811	10
46.6	37.57	3	3897	0.9	2.79	3629					118	11
35.9	48.68	2	3366	1.0	1.92	3231					611	12
32.2	54.33	2	3757	1.0	1.93	3629					88	13
23.4	74.81	1	2587	1.2	1.23	3186					68	14

The dynamic efficiency is 0.96 for all ratios

Motor Flanges Available
Flange Motore Disponibili

B) Supplied with Reduction Bushing
Fornito con Bussola di Riduzione

B) Available on Request without reduction bushing
Disponibile a Richiesta senza Bussola di Riduzione

C) Motor Flange Holes Position
Posizione Fori Flangia Motore

EN Unit X62A is supplied with synthetic oil for lifetime lubrication, no maintenance is necessary. See table 1 for lubrication and recommended quantity. In table 2 please see possible radial loads and axial loads on the gearbox.

I Il riduttore X62A viene fornito completo di olio sintetico per la lubrificazione permanente e non necessita di alcuna manutenzione. Vedi tab.1 per oli e quantità consigliati. In tab.2 sono presenti i carichi radiali e assiali applicabili al riduttore.

E El reductor tamaño X62A se suministra, lubricado de por vida con aceite sintético y no requieren mantenimiento alguna. Ver tabla 1, para cantidades y aceites recomendados. En la tabla 2, se encuentran las cargas radiales y axiales admitidas por el reductor.

Standard supplied	For these mounting position specify in the order or add oil Per queste posizioni specificare in fase d'ordine o aggiungere olio						
B3	B6	B7	B8	V5	V6	V8	V8
43.99 oz	59.83 oz	33.44 oz	56.31 oz	86,23 oz	52.79 oz	Ask	Ask
SHELL Omala S4 WE 320				ENI Telium VSF 320			

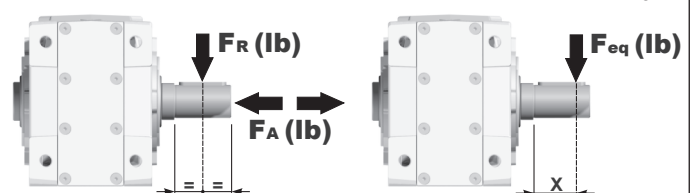
For all details on lubrication and plugs check our website **tab. 1**
Per maggiori dettagli su lubrificazione e tappi olio vedi il nostro sito web

RADIAL AND AXIAL LOADS

Output shaft

Albero di uscita

$$F_{eq} = F_R \cdot \frac{6.60}{X+5.22}$$

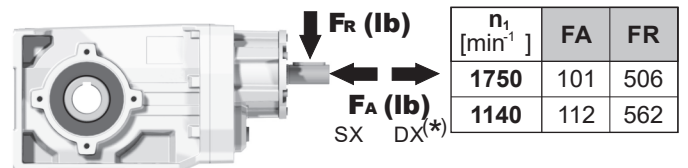


n_2 [min ⁻¹]	FA	FR	n_2 [min ⁻¹]	FA	FR	n_2 [min ⁻¹]	FA	FR
250	135	674	75	200	1000	15	373	1866
150	157	787	50	256	1281			
100	175	877	25	299	1495			

FR On request taper roller bearings to increase radial loads.
A richiesta cuscinetti a rulli conici per aumentare i carichi radiali.

Input shaft

albero in entrata



n_1 [min ⁻¹]	FA	FR
1750	101	506
1140	112	562

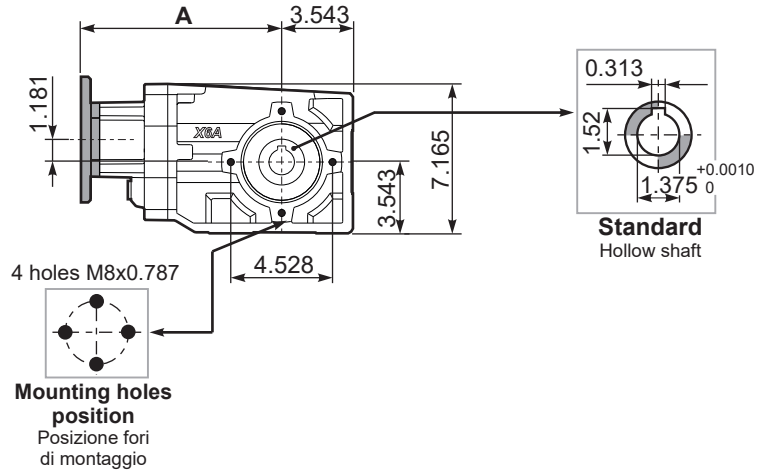
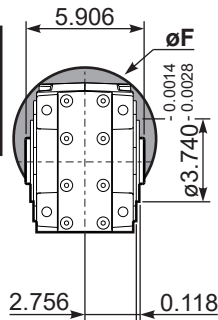
*Strong axial loads in the DX direction are not allowed.
Non sono consentiti forti carichi assiali con direzione DX

tab. 2

PX62AC... Basic Gearbox
Riduttore base

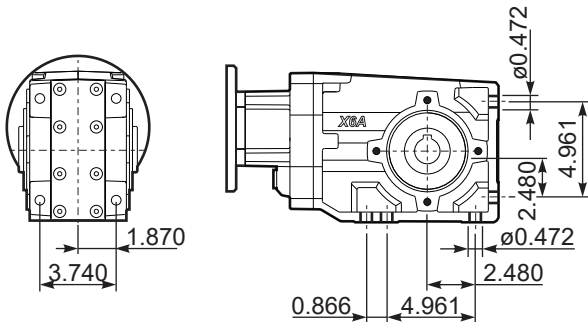
Gearbox weight **34.8 lb**
peso riduttore

Nema flange	A	øF	kit code
56C-143/5TC	10.216	6.50	KU085.4.041
182/4TC	10.921	8.88	KU085.4.042
213/5TC	11.437	8.88	KUC50.4.041

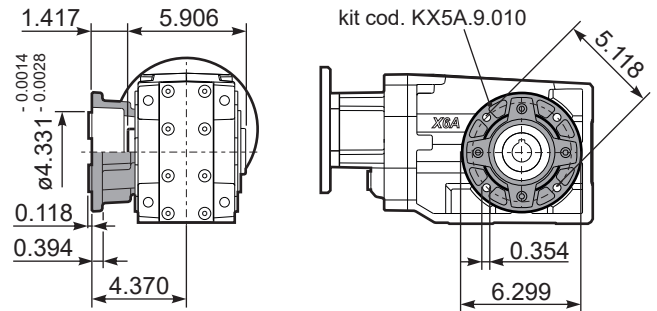


Mounting holes position
Posizione fori di montaggio

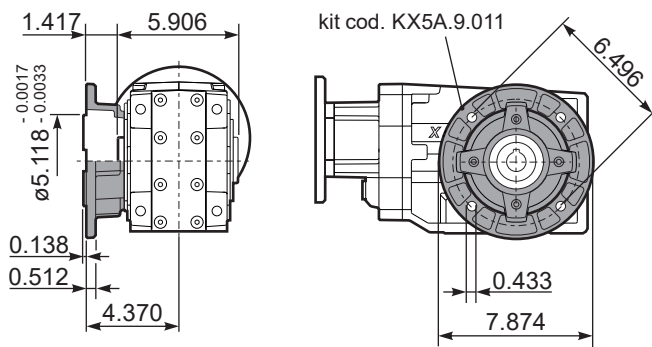
PX62A-N.. Feet
Piedini



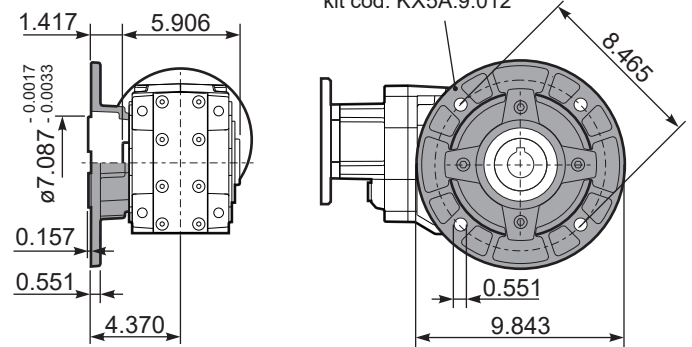
PX62A-F2.. Output flange
Flangia uscita



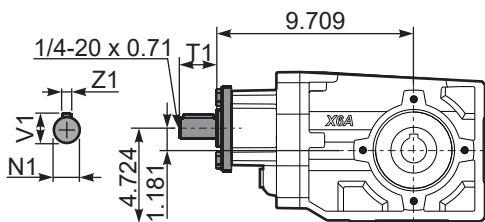
PX62A-F3.. Output flange
Flangia uscita



PX62A-F4.. Output flange
Flangia uscita

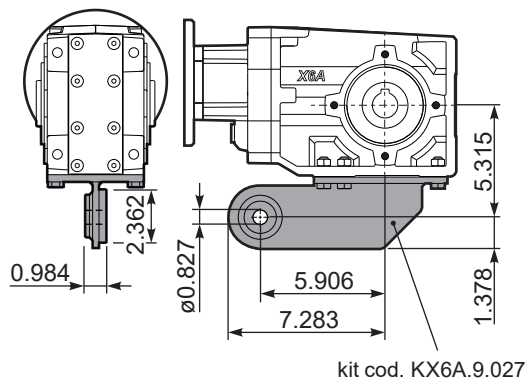


RX62A... Input shaft
Albero in entrata

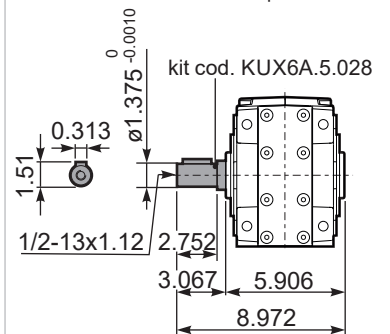


Nema flanges	N1	T1	V1	Z1	kit code
Standard	0.875	1.97	0.96	0.188	KC50.5.070U
On request	0.750	1.97	0.83	0.188	KC50.5.069U

PX62ABR.. Reaction Arm
Braccio di reazione



PX62A..A.. Single output shaft
Albero semplice in uscita





QUICK SELECTION / Selezione veloce

input speed (n_1) = 1750 min⁻¹

Output Speed n_2 [min ⁻¹]	Ratio i	Motor power P_{1M} [HP]	Output torque M_{2M} [lb in]	Service factor f.s.	Nominal power P_{1R} [HP]	Nominal torque M_{2R} [lb in]	Available NEMA motor flanges		Output Shaft 	Ratios code
							-W 56C	-X 143/5 TC		
30.8	56.76	1.5	2883	1.3	1.89	3629			191311	01
26.6	65.79	1.5	3341	1.1	1.63	3629			171311	02
22.7	77.23	1.5	3922	0.9	1.39	3629			151311	03
20.1	87.23	1	2953	1.2	1.23	3629			19138	04
19.0	92.18	1	3121	1.2	1.16	3629			131311	05
17.4	100.47	1	3402	1.1	1.07	3629			19811	06
15.0	116.45	1	3943	0.9	0.92	3629			17811	07
13.9	125.82	0.75	3195	1.1	0.85	3629			101311	08
12.4	141.66	0.75	3597	1.0	0.76	3629			13138	09
10.7	163.16	0.5	2762	1.3	0.66	3629			13811	10
9.8	178.96	0.5	3030	1.2	0.60	3629			1788	11
9.1	193.36	0.5	3273	1.1	0.55	3629			10138	12
8.1	216.84	0.5	3671	1.0	0.49	3629			71311	13
6.9	252.36	0.33	2819	1.3	0.42	3629			9138	14
6.0	290.67	0.33	3248	1.1	0.37	3629			9811	15
5.3	333.23	0.33	3723	1.0	0.32	3629			7138	16
4.6	383.82	0.25	3249	1.1	0.28	3629			7811	17
3.9	446.70	0.25	3781	1.0	0.24	3629			988	18
3.0	589.85	0.25*	4992	0.7	0.18	3629			788	19

The dynamic efficiency is **0.94** for all ratios * Power higher than the maximum one which can be supported by the gearbox. Select according to the torque M_{2R}
Potenza superiore a quella massima sopportabile dal riduttore. Selezionare in base al momento torcente M_{2R}

Motor Flanges Available
Flange Motore Disponibili

B) Supplied with Reduction Bushing
Fornito con Bussola di Riduzione

B) Available on Request without reduction bushing
Disponibile a Richiesta senza Bussola di Riduzione

C) Motor Flange Holes Position
Posizione Fori Flangia Motore

EN Unit **X63A** is supplied with synthetic oil for lifetime lubrication, no maintenance is necessary. See table 1 for lubrication and recommended quantity. In table 2 please see possible radial loads and axial loads on the gearbox.

I Il riduttore **X63A** viene fornito completo di olio sintetico per la lubrificazione permanente e non necessita di alcuna manutenzione. Vedi tab.1 per oli e quantità consigliati. In tab.2 sono presenti i carichi radiali e assiali applicabili al riduttore.

E El reductor tamaño **X63A** se suministra, lubricado de por vida con aceite sintético y no requieren mantenimiento alguna. Ver tabla 1, para cantidades y aceites recomendados. En la tabla 2, se encuentran las cargas radiales y axiales admitidas por el reductor.

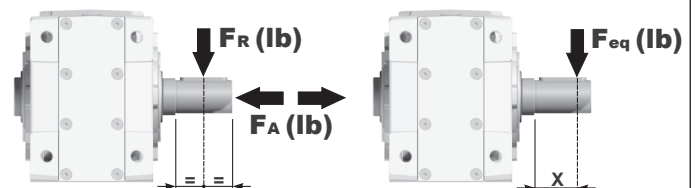
Standard supplied	For these mounting position specify in the order or add oil Per queste posizioni specificare in fase d'ordine o aggiungere olio					
B3	B6	B7	B8	V5	V6	V8
63.35 oz	63.35 oz	36.95 oz	59.83 oz	91.51 oz	58.07 oz	Ask
SHELL Omala S4 WE 320				ENI Telium VSF 320		

For all details on lubrication and plugs check our website **tab. 1**
Per maggiori dettagli su lubrificazione e tappi olio vedi il nostro sito web

RADIAL AND AXIAL LOADS

Output shaft
Albero di uscita


$$F_{eq} = F_R \cdot \frac{6.60}{X+5.22}$$



n_2 [min ⁻¹]	FA	FR	n_2 [min ⁻¹]	FA	FR	n_2 [min ⁻¹]	FA	FR
250	135	674	75	200	1000	15	373	1866
150	157	787	50	256	1281			
100	175	877	25	299	1495			

F_R On request taper roller bearings to increase radial loads.
A richiesta cuscinetti a rulli conici per aumentare i carichi radiali.

Input shaft
albero in entrata



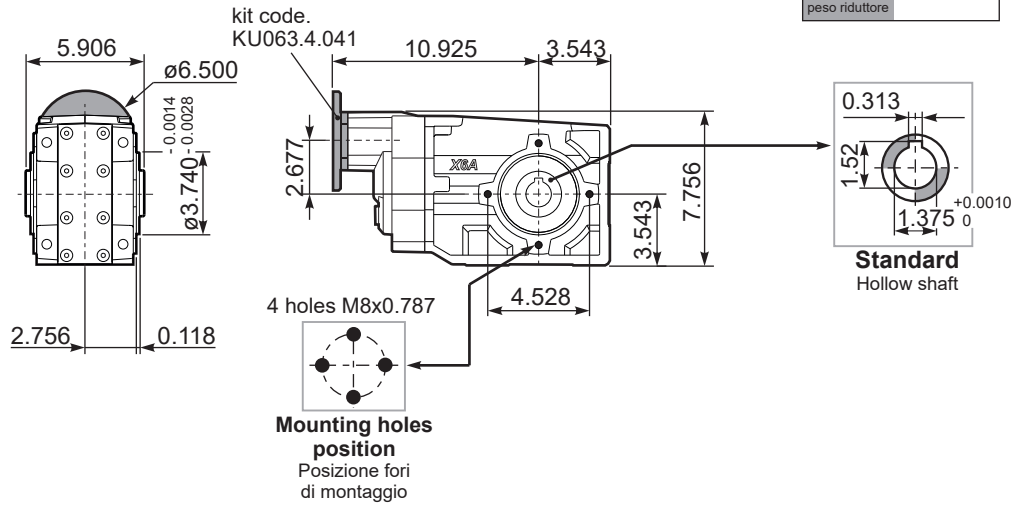
n_1 [min ⁻¹]	FA [N]	FR [N]
1750	90	450
1140	99	495

*Strong axial loads in the DX direction are not allowed.
Non sono consentiti forti carichi assiali con direzione DX

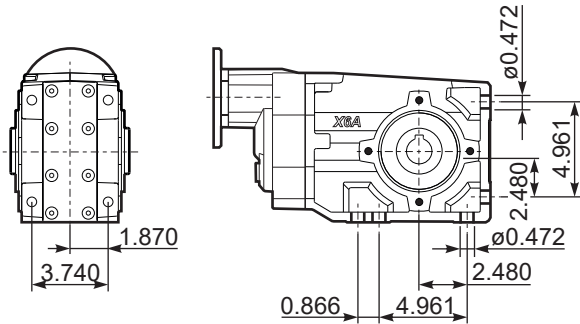
tab. 2

PX63AC... Basic Gearbox
Riduttore base

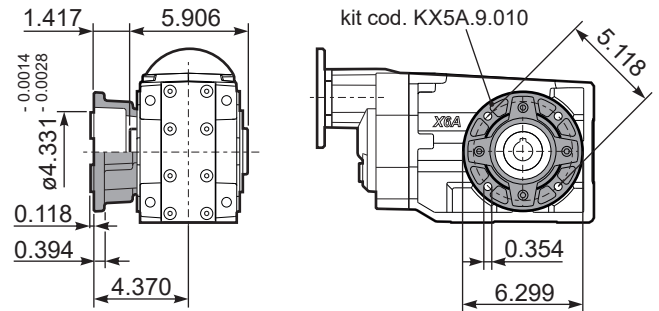
Gearbox weight
peso riduttore **35.2 lb**



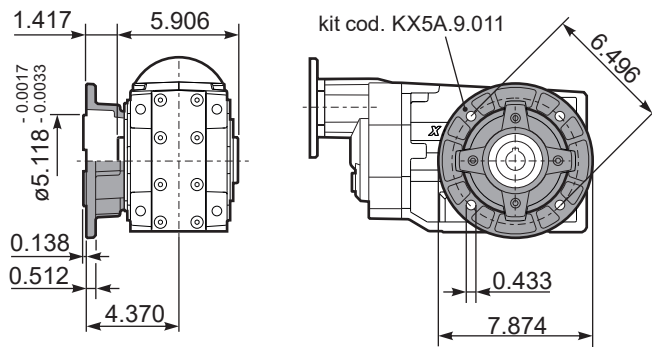
PX63A-N.. Feet
Piedini



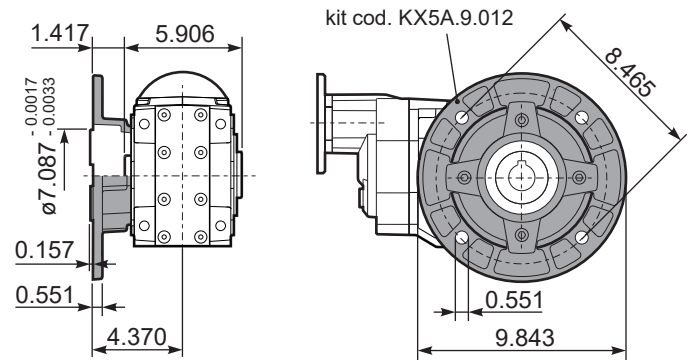
PX63A-F2.. Output flange
Flangia uscita



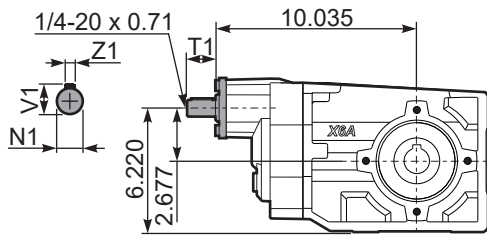
PX63A-F3.. Output flange
Flangia uscita



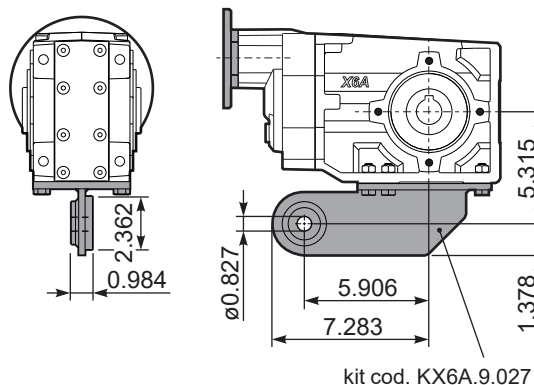
PX63A-F4.. Output flange
Flangia uscita



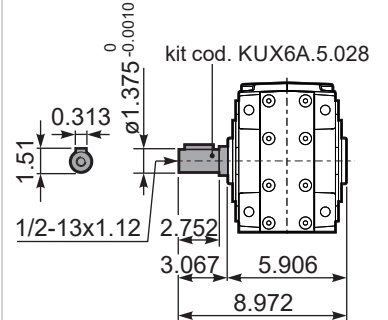
RX63A... Input shaft
Albero in entrata



PX63ABR.. Reaction Arm
Braccio di reazione



PX63A..A.. Single output shaft
Albero semplice in uscita



Nema flanges	N1	T1	V1	Z1	kit code
Standard	0.750	1.97	0.83	0.188	KC40.5.070U
On request	0.625	1.57	0.71	0.188	KC40.5.069U



QUICK SELECTION / Selezione veloce

input speed (n₁) = 1750 min⁻¹

Output Speed n ₂ [min ⁻¹]	Ratio i	Motor power P _{1M} [HP]	Output torque M _{2M} [lb in]	Service factor f.s.	Nominal power P _{1R} [HP]	Nominal torque M _{2R} [lb in]	Available NEMA motor flanges				Output Shaft 	Ratios code
							-W	-X	-Y	AA		
							56C	143/5TC	182/4TC	213/5TC		
220	7.94	10	2689	1.3	12.51	3363					302418	01
192	9.13	10	3091	1.1	11.17	3452					302416	02
164	10.66	10	3609	1.0	10.06	3629					302414	03
117	14.97	10	5067	1.0	10.13	5133					202418	04
102	17.21	7.5	4369	1.2	9.12	5310					202416	05
86	20.24	7.5	5138	1.2	8.72	5974					162418	06
75	23.27	7.5	5908	1.0	7.58	5974					162416	07
67	26.31	5	4455	1.3	6.71	5974					132418	08
58	30.25	5	5122	1.2	5.83	5974					132416	09
49.5	35.32	5	5979	1.0	5.00	5974					132414	10
47.3	37.03	5	6269	1.0	4.76	5974					112416	11
40.5	43.23	3	4391	1.4	4.08	5974					112414	12
37.6	46.58	3	4731	1.3	3.79	5974					82418	13
32.7	53.55	3	5439	1.1	3.30	5974					82416	14
28.0	62.52	3	6350	0.9	2.82	5974					82414	15
23.7	73.75	2	4994	1.0	2.06	5133					62416	16
20.3	86.09	2	5830	1.0	2.05	5974					62414	17

The dynamic efficiency is 0.94 for all ratios

Motor Flanges Available
Flange Motore Disponibili

B) Supplied with Reduction Bushing
Fornito con Bussola di Riduzione

B) Available on Request without reduction bushing
Disponibile a Richiesta senza Bussola di Riduzione

C) Motor Flange Holes Position
Posizione Fori Flangia Motore

EN Unit X73C is supplied with synthetic oil for lifetime lubrication, no maintenance is necessary. See table 1 for lubrication and recommended quantity. In table 2 please see possible radial loads and axial loads on the gearbox.

I Il riduttore X73C viene fornito completo di olio sintetico per la lubrificazione permanente e non necessita di alcuna manutenzione. Vedi tab.1 per oli e quantità consigliati. In tab.2 sono presenti i carichi radiali e assiali applicabili al riduttore.

E El reductor tamaño X73C se suministra, lubricado de por vida con aceite sintético y no requieren mantenimiento alguna. Ver tabla 1, para cantidades y aceites recomendados. En la tabla 2, se encuentran las cargas radiales y axiales admitidas por el reductor.

Standard supplied	For these mounting position specify in the order or add oil Per queste posizioni specificare in fase d'ordine o aggiungere olio					
86.27 oz	89.79 oz	63.38 oz	68.66 oz	142.61 oz	89.79 oz	Ask
SHELL Omala S4 WE 320				ENI Telium VSF 320		

For all details on lubrication and plugs check our website **tab. 1**
Per maggiori dettagli su lubrificazione e tappi olio vedi il nostro sito web

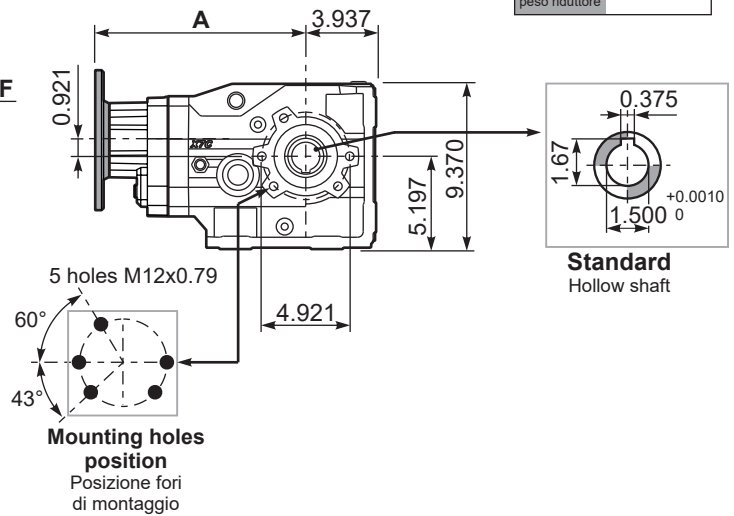
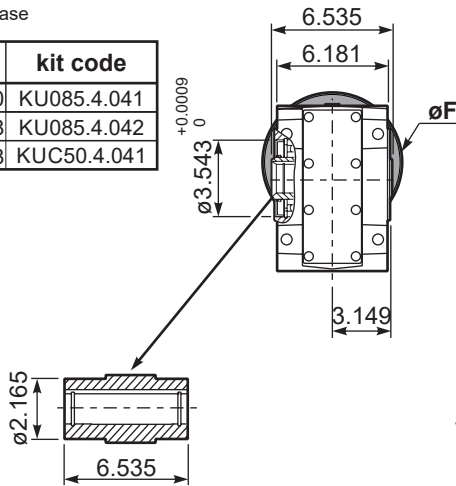
RADIAL AND AXIAL LOADS								
Output shaft Albero di uscita			$F_{eq} = FR \cdot \frac{7.03}{X+5.65}$					
n ₂	FA	FR	n ₂	FA	FR	n ₂	FA	FR
300	306	1529	140	333	1664	70	387	1934
250	315	1574	120	342	1709	40	414	2068
200	324	1619	85	351	1754	15	432	2158
Input shaft Albero in entrata								
n ₁	FA	FR						
1750	101	506						
1140	112	562						

tab. 2

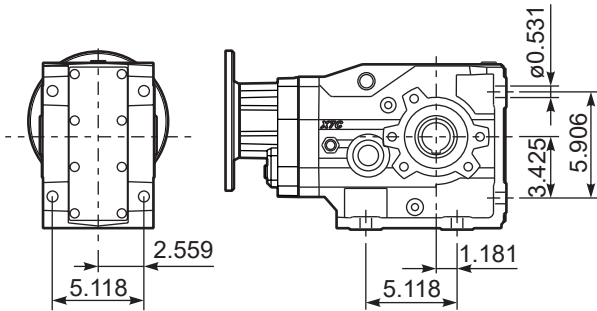
PX73CC... Basic Gearbox
Riduttore base

Gearbox weight
peso riduttore **90.4 lb**

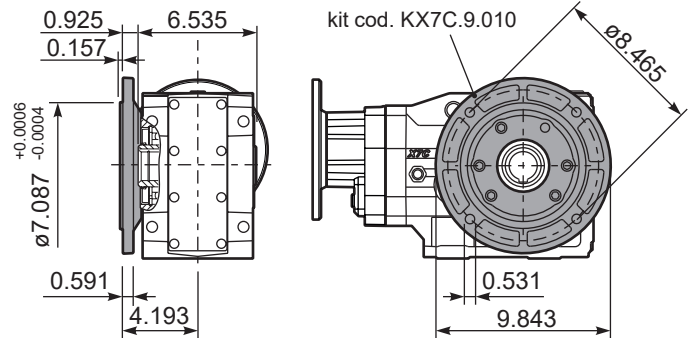
Nema flange	A	øF	kit code
56C-143/5TC	12.024	6.50	KU085.4.041
182/4TC	12.728	8.88	KU085.4.042
213/5TC	13.244	8.88	KUC50.4.041



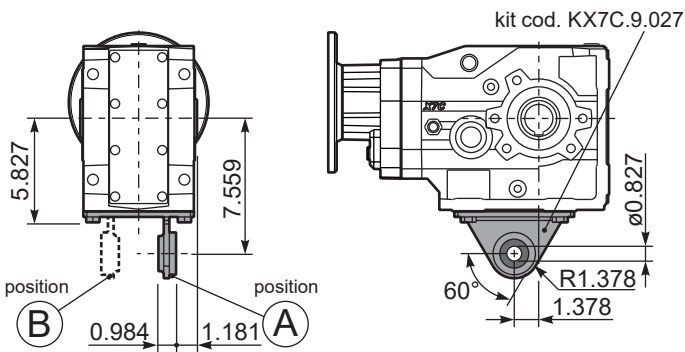
PX73C...FB.. Feet
Piedini



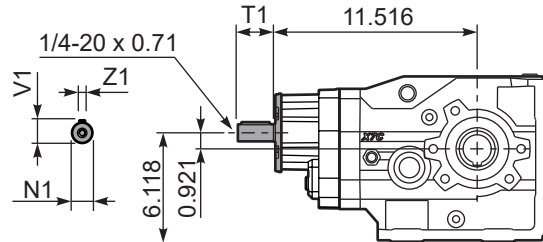
PX73C...-F4.. Output flange
Flangia uscita



PX73C...BR.. Reaction Arm
Braccio di reazione

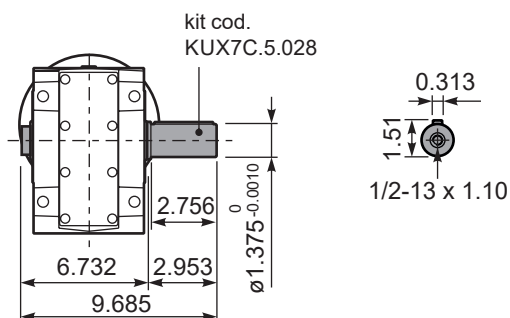


RX73C... Input shaft
Albero in entrata



Nema flanges	N1	T1	V1	Z1	kit code
Standard	0.875	1.97	0.96	0.188	KC50.5.070U
On request	0.750	1.97	0.83	0.188	KC50.5.069U

PX73CA... Single shaft
Albero lento semplice





QUICK SELECTION / Selezione veloce

input speed (n₁) = 1750 min⁻¹

Output Speed n ₂ [min ⁻¹]	Ratio i	Motor power P _{1M} [HP]	Output torque M _{2M} [lb in]	Service factor f.s.	Nominal power P _{1R} [HP]	Nominal torque M _{2R} [lb in]	Available NEMA motor flanges		Output Shaft 	Ratios code
							-W	-X		
							56C	143/5 TC		
23.4	74.79	2	4956	1.2	2.41	5974			19132418	01
20.4	85.99	2	5699	1.0	2.10	5974			19132416	02
17.6	99.66	1.5	4954	1.2	1.81	5974			17132416	03
15.0	116.35	1.5	5783	1.0	1.55	5974			17132414	04
14.4	121.45	1.5	6037	1.0	1.48	5974			13132418	05
12.5	139.64	1	4627	1.3	1.29	5974			13132416	06
11.5	152.21	1	5043	1.2	1.18	5974			19082416	07
10.7	163.02	1	5402	1.1	1.11	5974			13132414	08
9.8	177.69	1	5888	1.0	1.01	5974			19082414	09
8.5	205.95	0.75	5118	1.2	0.88	5974			17082414	10
7.9	222.52	0.75	5530	1.1	0.81	5974			10132414	11
7.0	248.76	0.75	6182	1.0	0.72	5974			9132416	12
6.0	290.41	0.5	4812	1.2	0.62	5974			9132414	13
5.2	337.39	0.5	5590	1.1	0.53	5974			10082416	14
4.4	393.88	0.5	6526	0.9	0.46	5974			10082414	15
4.0	440.33	0.33	4815	1.2	0.41	5974			9082416	16
3.4	514.06	0.33	5621	1.1	0.35	5974			9082414	17
3.0	581.44	0.25	4817	1.2	0.31	5974			7082416	18
2.6	678.79	0.25	5623	1.1	0.27	5974			7082414	19

standard
ø1.500

The dynamic efficiency is **0.92** for all ratios

- Motor Flanges Available**
Flange Motore Disponibili
- B) Supplied with Reduction Bushing**
Fornito con Bussola di Riduzione
- B) Available on Request without reduction bushing**
Disponibile a Richiesta senza Bussola di Riduzione
- C) Motor Flange Holes Position**
Posizione Fori Flangia Motore

EN Unit **X74C** is supplied with synthetic oil for lifetime lubrication, no maintenance is necessary. See table 1 for lubrication and recommended quantity. In table 2 please see possible radial loads and axial loads on the gearbox.

I Il riduttore **X74C** viene fornito completo di olio sintetico per la lubrificazione permanente e non necessita di alcuna manutenzione. Vedi tab.1 per oli e quantità consigliati. In tab.2 sono presenti i carichi radiali e assiali applicabili al riduttore.

E El reductor tamaño **X74C** se suministra, lubricado de por vida con aceites sintético y no requieren mantenimiento alguna. Ver tabla 1, para cantidades y aceites recomendados. En la tabla 2, se encuentran las cargas radiales y axiales admitidas por el reductor.

Standard supplied	For these mounting position specify in the order or add oil Per queste posizioni specificare in fase d'ordine o aggiungere olio					
B3	B6	B7	B8	V5	V6	V8
125 oz	93.31 oz	66.90 oz	72.18 oz	149.65 oz	93.31 oz	Ask
SHELL Omala S4 WE 320			ENI Telium VSF 320			

For all details on lubrication and plugs check our website **tab. 1**
Per maggiori dettagli su lubrificazione e tappi olio vedi il nostro sito web

RADIAL AND AXIAL LOADS

Output shaft
Albero di uscita

$$F_{eq} = F_R \cdot \frac{7.03}{X+5.65}$$

n ₂	FA	FR	n ₂	FA	FR	n ₂	FA	FR
300	306	1529	140	333	1664	70	387	1933
250	315	1574	120	342	1709	40	414	2068
200	324	1619	85	351	1754	15	432	2158

Input shaft
Albero in entrata

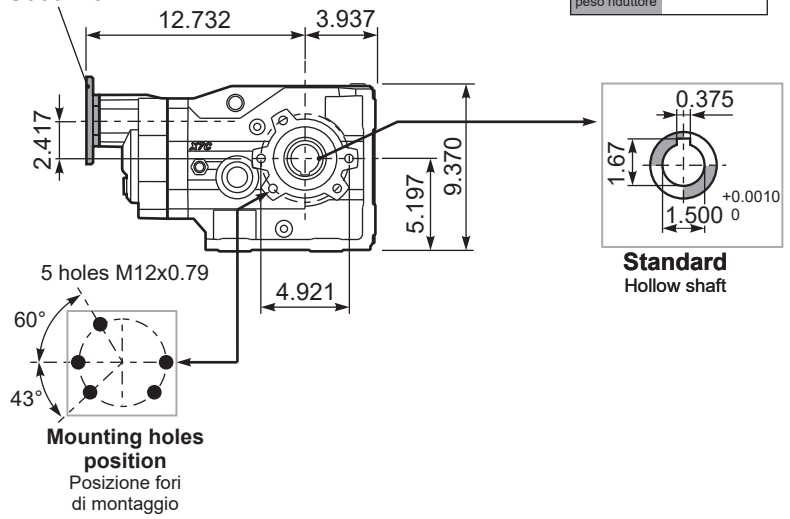
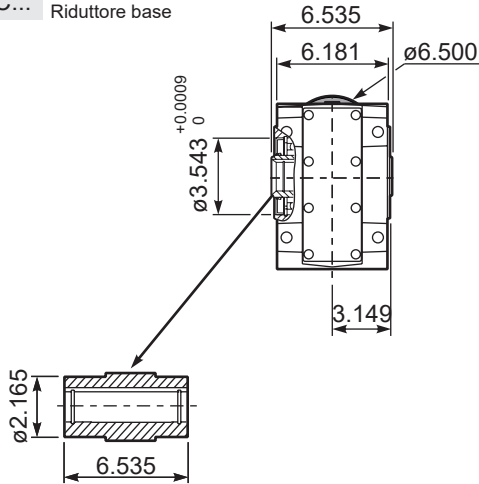
n ₁	FA	FR
1750	90	450
1140	99	495

tab. 2

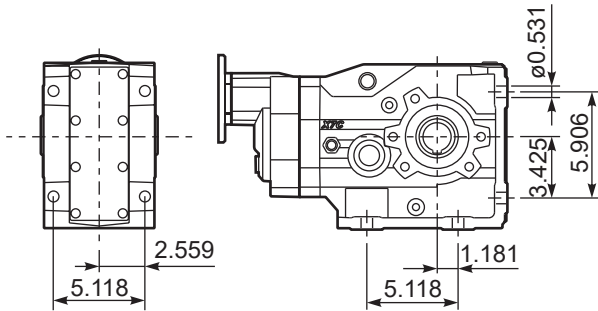
PX74CC... Basic Gearbox
Riduttore base

kit code.
KU063.4.041

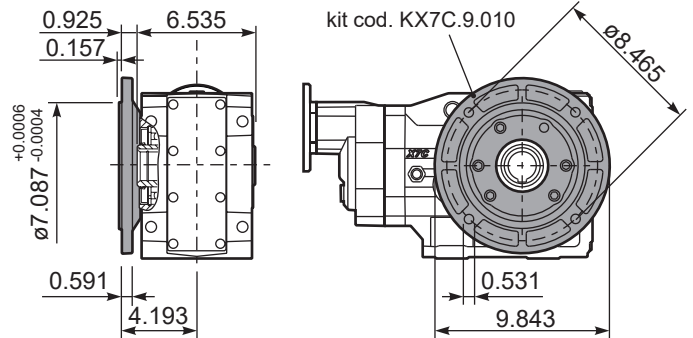
Gearbox weight
peso riduttore **86.0 lb**



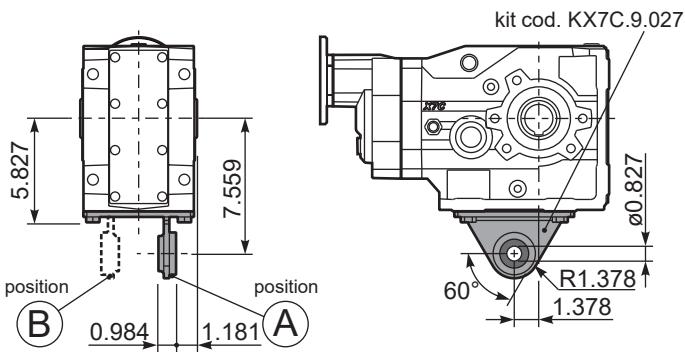
PX74C...FB.. Feet
Piedini



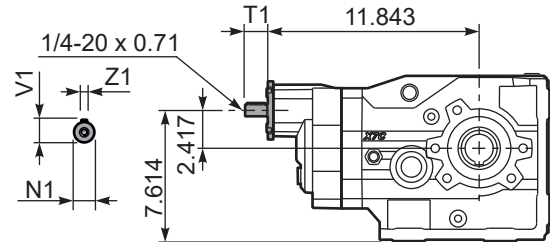
PX74C...-F4.. Output flange
Flangia uscita



PX74C...BR.. Reaction Arm
Braccio di reazione

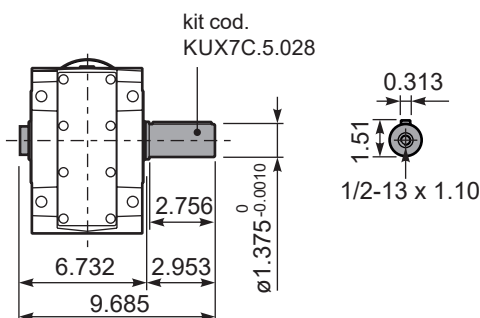


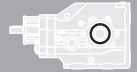
RX74C... Input shaft
Albero in entrata



Nema flanges	N1	T1	V1	Z1	kit code
Standard	0.750	1.97	0.83	0.188	KC40.5.070U
On request	0.625	1.57	0.71	0.188	KC40.5.069U

PX74CA... Single shaft
Albero lento semplice





QUICK SELECTION / Selezione veloce

input speed (n_1) = 1750 min⁻¹

Output Speed n_2 [min ⁻¹]	Ratio i	Motor power P_{1M} [HP]	Output torque M_{2M} [lb in]	Service factor f.s.	Nominal power P_{1R} [HP]	Nominal torque M_{2R} [lb in]	Available NEMA motor flanges				Output Shaft 	Ratios code
							-W	-X	-Y	AA		
							56C	143/5TC	182/4TC	213/5TC		
181	9.69	10	3280	2.0	20.38	6682					302418	01
158	11.09	10	3756	1.6	16.02	6019					302416	02
136	12.90	10	4369	1.6	16.01	6992					302414	03
96	18.26	10	6181	1.3	13.38	8273					202418	04
84	20.91	10	7079	1.3	12.50	8851					202416	05
72	24.32	10	8233	1.1	10.75	8851					202414	06
62	28.27	7.5	7178	1.2	9.25	8851					162416	07
53	32.88	7.5	8349	1.1	7.95	8851					162414	08
47.6	36.76	7.5	9334	0.9	7.11	8851					132416	09
40.9	42.76	5	7238	1.2	6.11	8851					132414	10
38.9	45.00	5	7617	1.2	5.81	8851					112416	11
33.4	52.33	5	8859	1.0	5.00	8851					112414	12
30.8	56.82	3	5771	1.3	3.91	7523					82418	13
26.9	65.07	3	6609	1.3	3.92	8629					82416	14
23.1	75.68	3	7687	1.2	3.45	8851					82414	15
19.5	89.61	2	6067	1.0	2.07	6284					62416	16
16.8	104.22	2	7057	1.0	2.06	7258					62414	17

The dynamic efficiency is **0.94** for all ratios

A Motor Flanges Available
Flange Motore Disponibili

B Supplied with Reduction Bushing
Fornito con Bussola di Riduzione

B Available on Request without reduction bushing
Disponibile a Richiesta senza Bussola di Riduzione

C Motor Flange Holes Position
Posizione Fori Flangia Motore

EN Unit **X83C** is supplied without lubricant and equipped with a breather, level and drain plugs. User can add mineral oil keeping existing plugs. Should the user wish to fill it with synthetic oil, it is recommended to replace the existing plugs with a closed plug. See table 1 for lubrication and recommended quantity. In table 2 please see possible radial loads and axial loads on the gearbox.

I Il riduttore tipo **X83C** è fornito privo di lubrificazione con tappi di sfiato, livello e scarico olio. L'utente può immettere olio minerale mantenendo i tappi esistenti. Se immetterà olio sintetico, dovrà sostituire i tappi esistenti con altri tipo chiuso. Tab.1 per oli e quantità consigliati. Tab.2 carichi radiali e assiali applicabili al riduttore.

E El reductor tamaño **X83C** se suministra sin lubricante, provisto de tapones de respiración, nivel y descarga de aceite. El usuario puede utilizar aceite mineral, manteniendo los tapones existentes. Si prefiere utilizar aceite sintético deberá sustituir los tapones existentes por tapones ciegos. La prerreducción se suministra con tapones ciegos, lubricado de por vida con aceite sintético. Ver tabla 1, para cantidades y aceites recomendados. En la tabla 2, se encuentran las cargas radiales y axiales admitidas por el reductor.

B3	B6	B7	B8	V5	V6	V8
98.59 oz	109.15 oz	70.42 oz	88.03 oz	174.30 oz	98.59 oz	Ask
SHELL Omala S2 GX 460				ENI Blasias 460		

For all details on lubrication and plugs check our website [www.angletech.com](#) **tab. 1**
Per maggiori dettagli su lubrificazione e tappi olio vedi il nostro sito web

RADIAL AND AXIAL LOADS

Output shaft
Albero di uscita

$$F_{eq} = F_R \cdot \frac{7.73}{X+6.16}$$

n_2	FA	FR	n_2	FA	FR	n_2	FA	FR
300	382	1911	140	418	2091	70	486	2428
250	396	1978	120	427	2136	40	517	2585
200	405	2023	85	441	2203	15	540	2698

Input shaft
Albero in entrata

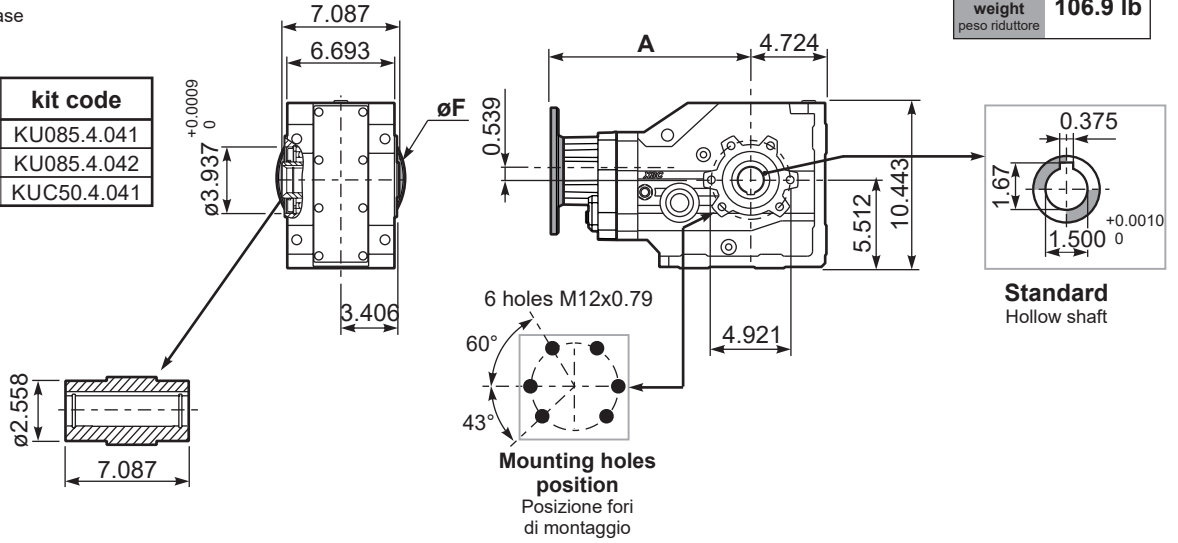
n_1	FA	FR
1750	101	506
1140	115	562

tab. 2

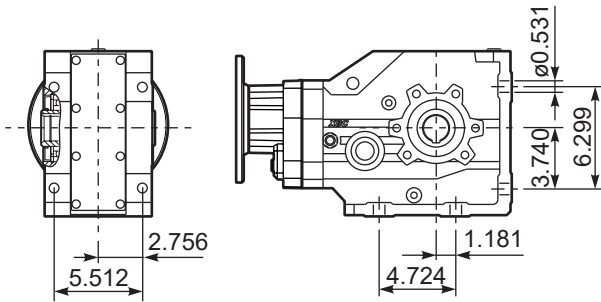
PX83CC... Basic gearbox
Riduttore base

Gearbox weight
peso riduttore **106.9 lb**

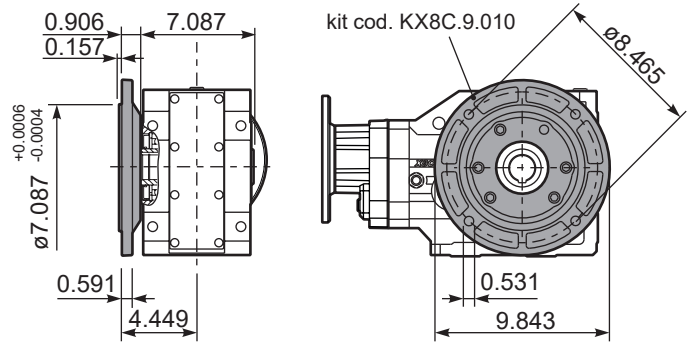
Nema flange	A	øF	kit code
56C-143/5TC	12.685	6.50	KU085.4.041
182/4TC	13.390	8.88	KU085.4.042
213/5TC	13.906	8.88	KUC50.4.041



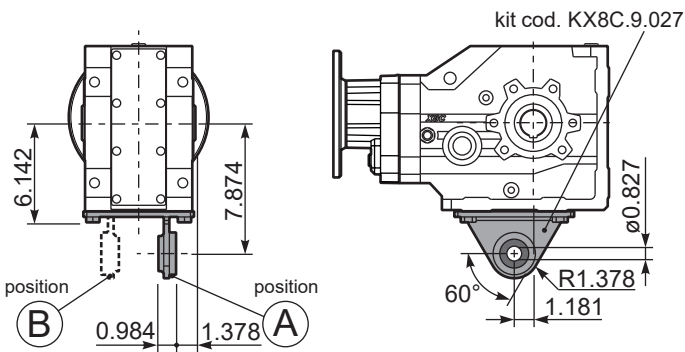
PX83C...FB.. Feet
Piedini



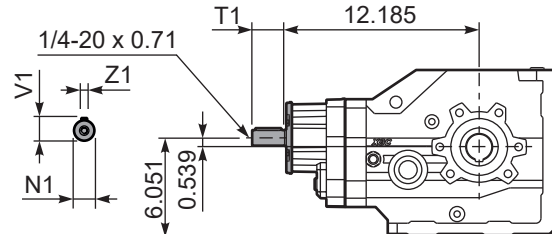
PX83C...-F4.. Output flange
Flangia uscita



PX83C...BR.. Reaction Arm
Braccio di reazione

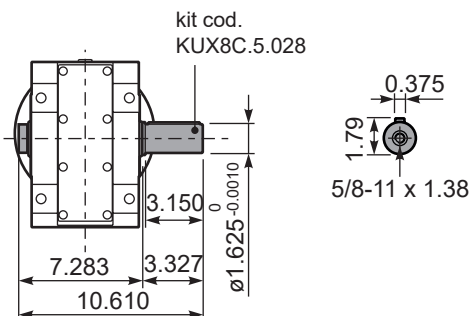


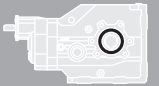
RX83C... Input shaft
Albero in entrata



Nema flanges	N1	T1	V1	Z1	kit code
Standard	0.875	1.97	0.96	0.188	KC50.5.070U
On request	0.750	1.97	0.83	0.188	KC50.5.069U

PX83CA... Single shaft
Albero lento semplice





QUICK SELECTION / Selezione veloce

input speed (n_1) = 1750 min⁻¹

Output Speed n_2 [min ⁻¹]	Ratio i	Motor power P_{1M} [HP]	Output torque M_{2M} [lb in]	Service factor f.s.	Nominal power P_{1R} [HP]	Nominal torque M_{2R} [lb in]	Available NEMA motor flanges			Output Shaft 	Ratios code
							-W 56C	-X 143/5 TC			
19.2	91.23	2	6046	1.5	2.93	8851					01
16.7	104.48	2	6924	1.3	2.56	8851					02
14.5	121.10	2	8025	1.1	2.21	8851					03
12.4	140.84	1.5	7001	1.3	1.90	8851					04
10.6	165.32	1.5	8217	1.1	1.62	8851					05
9.5	184.94	1.5	9192	1.0	1.44	8851					06
8.9	197.34	1.5	9808	0.9	1.35	8851					07
8.1	215.10	1	7127	1.2	1.24	8851					08
7.6	231.60	1	7674	1.2	1.15	8851				standard ø1.500	09
7.0	249.31	1	8261	1.1	1.07	8851					10
6.5	269.37	1	8926	1.0	0.99	8851				11	
6.0	292.64	0.75	7273	1.2	0.91	8851				12	
5.8	302.26	0.75	7512	1.2	0.88	8851				13	
5.0	349.30	0.75	8681	1.0	0.76	8851				14	
4.4	399.12	0.5	6613	1.3	0.67	8851				15	
3.7	476.80	0.5	7900	1.1	0.56	8851				16	
2.8	622.28	0.33	6805	1.3	0.43	8851				17	
2.1	821.70	0.25	6807	1.3	0.33	8851				18	

The dynamic efficiency is **0.92** for all ratios

Motor Flanges Available
Flange Motore Disponibili

B) Supplied with Reduction Bushing
Fornito con Bussola di Riduzione

B) Available on Request without reduction bushing
Disponibile a Richiesta senza Bussola di Riduzione

C) Motor Flange Holes Position
Posizione Fori Flangia Motore

EN Unit **X84C** is supplied without lubricant and equipped with a breather, level and drain plugs. User can add mineral oil keeping existing plugs. Should the user wish to fill it with synthetic oil, it is recommended to replace the existing plugs with a closed plug.
See table 1 for lubrication and recommended quantity. In table 2 please see possible radial loads and axial loads on the gearbox.

I Il riduttore tipo **X84C** è fornito privo di lubrificazione con tappi di sfiato, livello e scarico olio. L'utente può immettere olio minerale mantenendo i tappi esistenti. Se immetterà olio sintetico, dovrà sostituire i tappi esistenti con altri tipo chiuso.
Tab.1 per oli e quantità consigliati.
Tab.2 carichi radiali e assiali applicabili al riduttore.

E El reductor tamaño **X84C** se suministra sin lubricante, provisto de tapones de respiración, nivel y descarga de aceite. El usuario puede utilizar aceite mineral, manteniendo los tapones existentes. Si prefiere utilizar aceite sintético deberá sustituir los tapones existentes por tapones ciegos.
La prerreducción se suministra con tapones ciegos, lubricado de por vida con aceite sintético.
Ver tabla 1, para cantidades y aceites recomendados. En la tabla 2, se encuentran las cargas radiales y axiales admitidas por el reductor.

B3	B6	B7	B8	V5	V6	V8
149.65 oz	112.68 oz	73.94 oz	91.55 oz	183.10 oz	102.11 oz	Ask
SHELL Omala S2 GX 460				ENI Blasias 460		


For all details on lubrication and plugs check our website **tab. 1**
Per maggiori dettagli su lubrificazione e tappi olio vedi il nostro sito web

RADIAL AND AXIAL LOADS

Output shaft

Albero di uscita

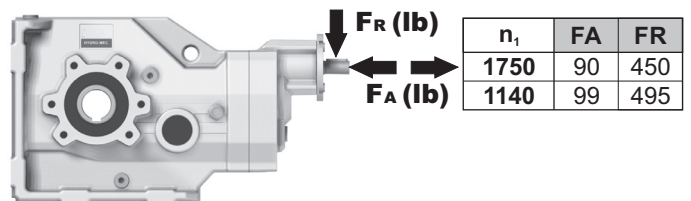
$$F_{eq} = F_R \cdot \frac{7.73}{X+6.16}$$



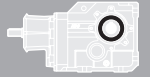
n_2	FA	FR	n_2	FA	FR	n_2	FA	FR
300	382	1911	140	418	2091	70	486	2428
250	396	1978	120	427	2136	40	517	2585
200	405	2023	85	441	2203	15	540	2698

Input shaft

Albero in entrata



tab. 2



QUICK SELECTION / Selezione veloce

input speed (n_1) = 1750 min⁻¹

Output Speed n_2 [min ⁻¹]	Ratio i	Motor power P_{1M} [HP]	Output torque M_{2M} [lb in]	Service factor f.s.	Nominal power P_{1R} [HP]	Nominal torque M_{2R} [lb in]	Available NEMA motor flanges				Output Shaft 	Ratios code
							-Y	AA	AB			
							182/4TC	213/5TC	254/6TC			
294	5.94	20	4025	1.8	35.18	7081				302915	01	
246	7.13	20	4826	1.5	30.08	7258				302913	02	
204	8.58	20	5811	1.4	28.94	8408				302911	03	
156	11.20	20	7585	1.2	23.34	8851				202915	04	
130	13.43	20	9096	1.3	26.27	11949				202913	05	
116	15.15	20	10256	1.2	24.16	12391				162915	06	
108	16.17	20	10952	1.2	23.44	12834				202911	07	
96	18.16	20	12298	1.1	22.31	13719				162913	08	
89	19.70	20	13337	1.0	20.57	13719				132915	09	
80	21.87	15	11106	1.3	19.13	14161				162911	10	
74	23.62	15	11994	1.2	17.71	14161				132913	11	
61	28.91	15	14681	1.0	14.47	14161				112913	12	
50	34.81	10	11785	1.2	12.02	14161				112911	13	
41.9	41.81	10	14154	1.0	10.01	14161				82913	14	
34.8	50.34	7.5	12782	1.1	8.31	14161				82911	15	

standard
ø2.000

The dynamic efficiency is **0.94** for all ratios

- Motor Flanges Available** Flange Motore Disponibili
- B) Supplied with Reduction Bushing** Fornito con Bussola di Riduzione
- B) Available on Request without reduction bushing** Disponibile a Richiesta senza Bussola di Riduzione
- C) Motor Flange Holes Position** Posizione Fori Flangia Motore

EN Unit **X93C** is supplied without lubricant and equipped with a breather, level and drain plugs. User can add mineral oil keeping existing plugs. Should the user wish to fill it with synthetic oil, it is recommended to replace the existing plugs with a closed plug. See table 1 for lubrication and recommended quantity. In table 2 please see possible radial loads and axial loads on the gearbox.

I Il riduttore tipo **X93C** è fornito privo di lubrificazione con tappi di sfiato, livello e scarico olio. L'utente può immettere olio minerale mantenendo i tappi esistenti. Se immetterà olio sintetico, dovrà sostituire i tappi esistenti con altri tipo chiuso. Tab.1 per oli e quantità consigliati. Tab.2 carichi radiali e assiali applicabili al riduttore.

E El reductor tamaño **X93C** se suministra sin lubricante, provisto de tapones de respiración, nivel y descarga de aceite. El usuario puede utilizar aceite mineral, manteniendo los tapones existentes. Si prefiere utilizar aceite sintético deberá sustituir los tapones existentes por tapones ciegos. La prerreducción se suministra con tapones ciegos, lubricado de por vida con aceite sintético. Ver tabla 1, para cantidades y aceites recomendados. En la tabla 2, se encuentran las cargas radiales y axiales admitidas por el reductor.

Standard supplied	For these mounting position specify in the order or add oil Per queste posizioni specificare in fase d'ordine o aggiungere olio						
B3	B6	B7	B8	V5	V6	V8	V8
147.82 oz	126.70 oz	154.86 oz	179.49 oz	242.96 oz	175.98 oz	Ask	Ask
SHELL Omala S2 GX 460				ENI Blasias 460			

For all details on lubrication and plugs check our website [tab. 1](#)
Per maggiori dettagli su lubrificazione e tappi olio vedi il nostro sito web

RADIAL AND AXIAL LOADS

Output shaft
Albero di uscita

$F_{eq} = FR \cdot \frac{8.58}{X+6.61}$

n_2	FA	FR	n_2	FA	FR	n_2	FA	FR
300	405	2023	140	607	3035	70	679	3395
250	540	2698	120	629	3147	40	719	3597
200	585	2923	85	652	3260	15	786	3934

Input shaft
Albero in entrata

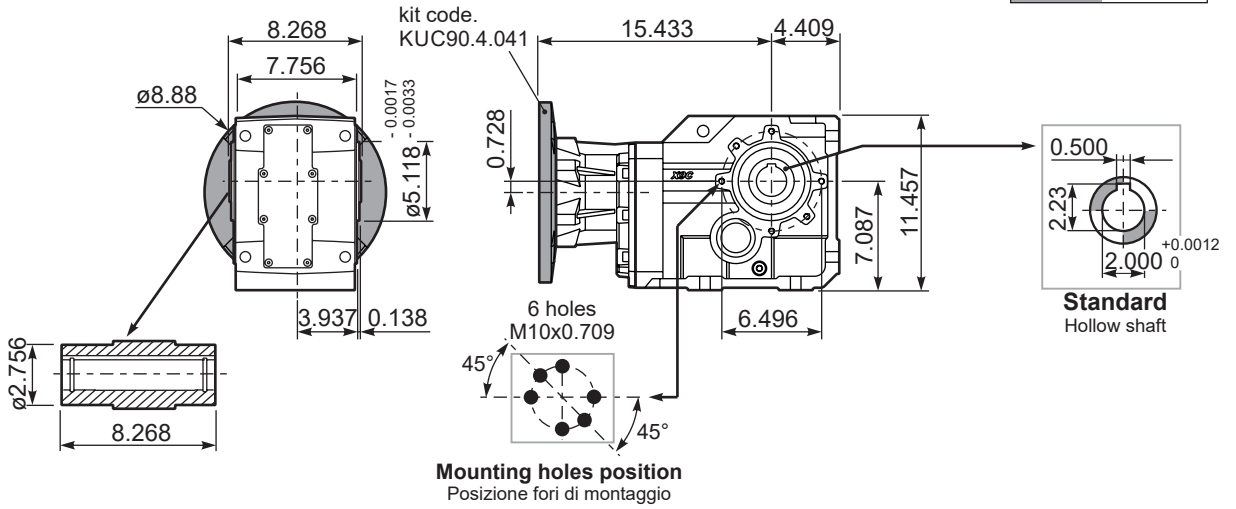
n_1	FA	FR
1750	157	787
1140	189	944

tab. 2

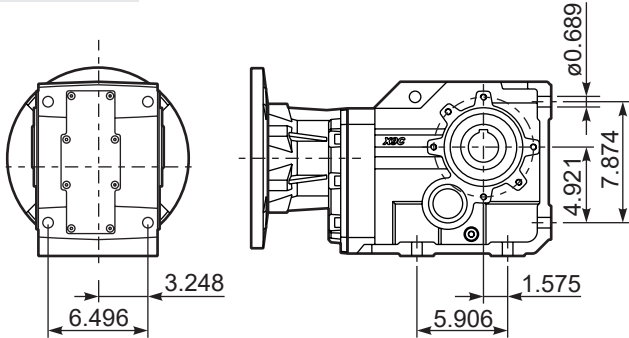
3D dimensions on the Web

PX93CC... Basic Gearbox
Riduttore base

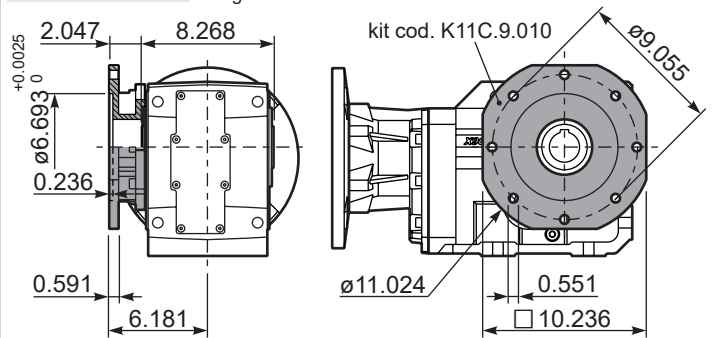
Gearbox weight
peso riduttore **364.0 lb**



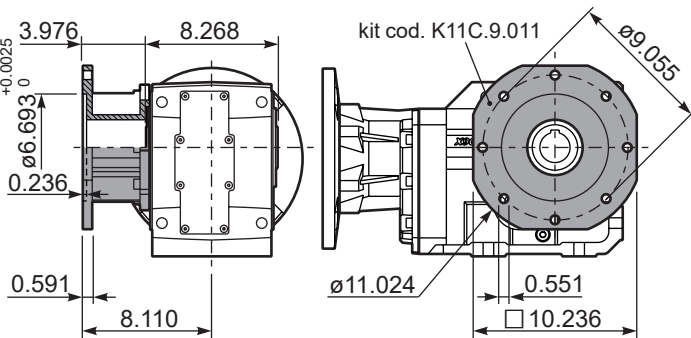
PX93C...FB.. Feet
Piedini



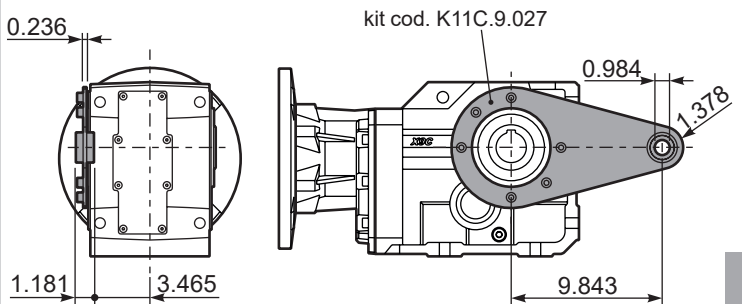
PX93C...-FC.. Output flange
Flangia uscita



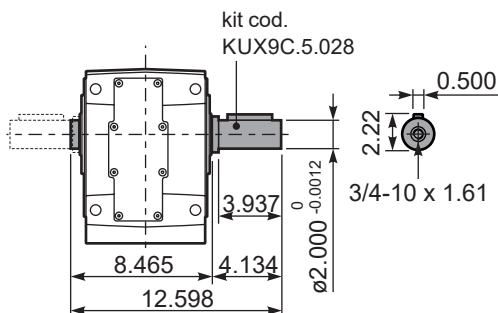
PX93C...-FL.. Output flange
Flangia uscita

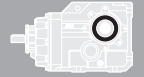


PX93C...BR.. Reaction Arm
Braccio di reazione



PX93CA... Single shaft
Albero lento semplice





QUICK SELECTION / Selezione veloce

input speed (n_1) = 1750 min⁻¹

Output Speed n_2 [min ⁻¹]	Ratio i	Motor power P_{1M} [HP]	Output torque M_{2M} [lb in]	Service factor f.s.	Nominal power P_{1R} [HP]	Nominal torque M_{2R} [lb in]	Available NEMA motor flanges				Output Shaft 	Ratios code
							-W	-X	-Y	AA		
							56C	143/5TC	182/4TC	213/5TC		
57.0	30.70	10	10174	1.4	13.92	14161					30132913	01
47.3	36.97	10	12250	1.2	11.56	14161					30132911	02
36.3	48.26	7.5	11993	1.2	8.86	14161					20132915	03
30.2	57.86	7.5	14380	1.0	7.39	14161					20132913	04
26.8	65.24	7.5	16215	0.9	6.55	14161					16132915	05
25.1	69.68	5	11544	1.3	6.33	14604					20132911	06
22.4	78.23	5	12962	1.1	5.63	14604					16132913	07
20.6	84.85	5	14057	1.0	5.04	14161					13132915	08
18.6	94.20	5	15608	0.9	4.68	14604					16132911	09
17.2	101.74	5	16856	0.9	4.33	14604					13132913	10
14.3	122.51	3	12178	1.2	3.60	14604					13132911	11
11.7	149.95	3	14906	1.0	2.94	14604					11132911	12
9.7	180.09	2	11935	1.2	2.45	14604					8132913	13
8.5	206.81	2	13706	1.0	2.07	14161					6132915	14
8.1	216.85	2	14371	1.0	2.03	14604					8132911	15
7.1	247.99	1.5	12326	1.2	1.78	14604					6132913	16
5.9	298.61	1.5	14842	1.0	1.48	14604					6132911	17

The dynamic efficiency is **0.92** for all ratios

- A** Motor Flanges Available Flange Motore Disponibili
- B** Supplied with Reduction Bushing Fornito con Bussola di Riduzione
- B** Available on Request without reduction bushing Disponibile a Richiesta senza Bussola di Riduzione
- C** Motor Flange Holes Position Posizione Fori Flangia Motore

EN Unit **X94C** is supplied without lubricant and equipped with a breather, level and drain plugs. User can add mineral oil keeping existing plugs. Should the user wish to fill it with synthetic oil, it is recommended to replace the existing plugs with a closed plug. See table 1 for lubrication and recommended quantity. In table 2 please see possible radial loads and axial loads on the gearbox.

I Il riduttore tipo **X94C** è fornito privo di lubrificazione con tappi di sfiato, livello e scarico olio. L'utente può immettere olio minerale mantenendo i tappi esistenti. Se immetterà olio sintetico, dovrà sostituire i tappi esistenti con altri tipo chiuso. Tab.1 per oli e quantità consigliati. Tab.2 carichi radiali e assiali applicabili al riduttore.

E El reductor tamaño **X94C** se suministra sin lubricante, provisto de tapones de respiración, nivel y descarga de aceite. El usuario puede utilizar aceite mineral, manteniendo los tapones existentes. Si prefiere utilizar aceite sintético deberá sustituir los tapones existentes por tapones ciegos. La prerreducción se suministra con tapones ciegos, lubricado de por vida con aceite sintético. Ver tabla 1, para cantidades y aceites recomendados. En la tabla 2, se encuentran las cargas radiales y axiales admitidas por el reductor.

Standard supplied	For these mounting position specify in the order or add oil Per queste posizioni specificare in fase d'ordine o aggiungere olio					
B3	B6	B7	B8	V5	V6	V8
158.38 oz	133.74 oz	158.38 oz	186.53 oz	267.48 oz	186.53 oz	Ask
SHELL Omala S2 GX 460			ENI Blasias 460			

For all details on lubrication and plugs check our website [tab. 1](#)
Per maggiori dettagli su lubrificazione e tappi olio vedi il nostro sito web

RADIAL AND AXIAL LOADS

Output shaft
Albero di uscita

$F_{eq} = FR \cdot \frac{8.58}{X+6.61}$

n_2	FA	FR	n_2	FA	FR	n_2	FA	FR
300	405	2023	140	607	3035	70	679	3395
250	540	2698	120	629	3147	40	719	3597
200	585	2923	85	652	3260	15	786	3934

Input shaft
Albero in entrata

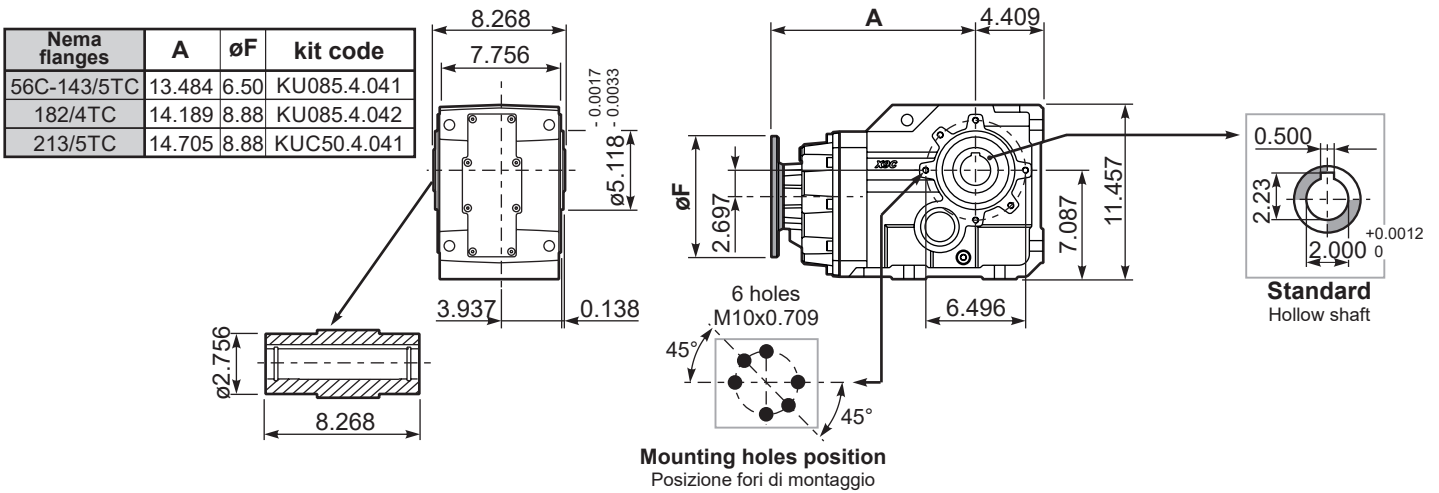
n_1	FA	FR
1750	101	506
1140	112	562

tab. 2

3D dimensions on the Web

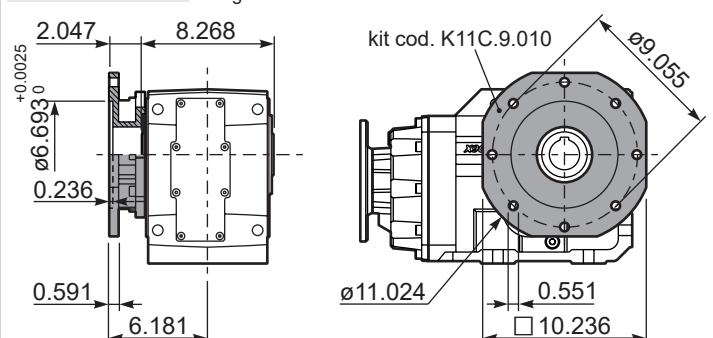
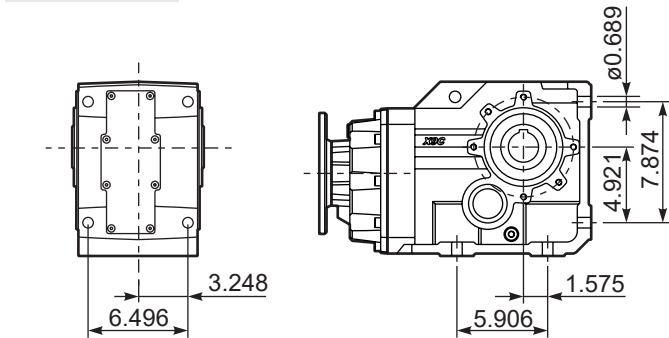
PX94CC... Basic Gearbox
Riduttore base

Gearbox weight
peso riduttore **333.0 lb**



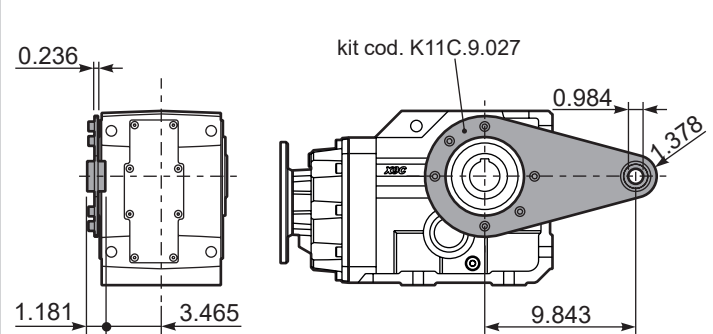
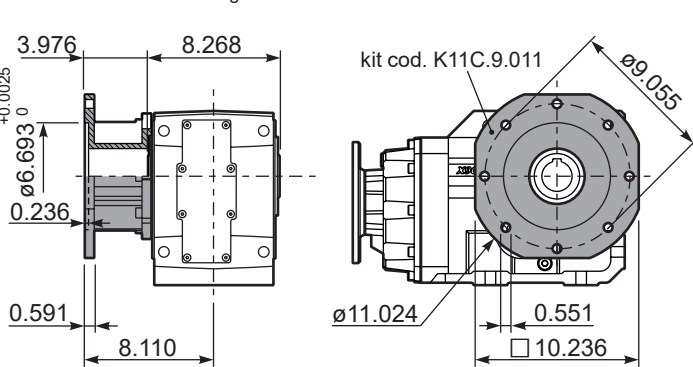
PX94C...FB.. Feet
Piedini

PX94C...-FC.. Output flange
Flangia uscita



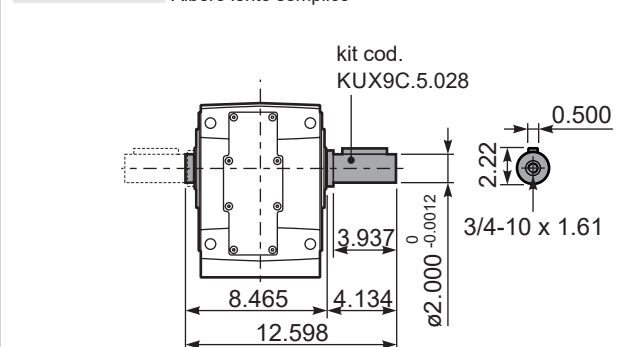
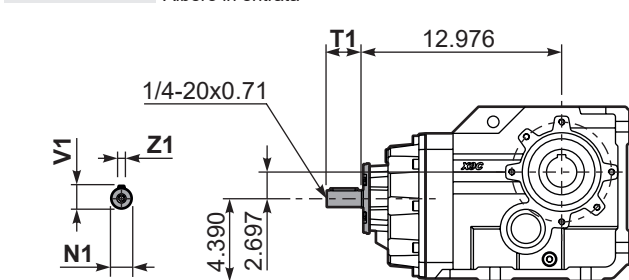
PX94C...-FL.. Output flange
Flangia uscita

PX94C...BR.. Reaction Arm
Braccio di reazione

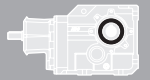


RX94C... Input shaft
Albero in entrata

PX94CA... Single shaft
Albero lento semplice



Nema flanges	N1	T1	V1	Z1	kit code
Standard	0.875	1.97	0.96	0.188	KC50.5.070U
On request	0.750	1.97	0.83	0.188	KC50.5.069U



QUICK SELECTION / Selezione veloce

input speed (n₁) = 1750 min⁻¹

Output Speed n ₂ [min ⁻¹]	Ratio i	Motor power P _{1M} [HP]	Output torque M _{2M} [lb in]	Service factor f.s.	Nominal power P _{1R} [HP]	Nominal torque M _{2R} [lb in]	Available NEMA motor flanges				Output Shaft Ø	Ratios code
							AC	AD				
							284/6 TC	324/6 TC				
274	6.39	40	8659	1.3	53.15	11506				392914	01	
250	7.00	40	9483	1.3	52.26	12391				392913	02	
205	8.55	40	11581	1.1	45.85	13276				392911	03	
175	10.01	40	13559	1.0	41.78	14161				302914	04	
160	10.97	40	14850	1.0	40.53	15046				302913	05	
131	13.39	40	18135	1.0	41.00	18587				302911	06	
111	15.71	30	15961	1.2	36.60	19472				222914	07	
102	17.21	30	17480	1.2	34.94	20357				222913	08	
83	21.02	30	21347	1.0	29.85	21242				222911	09	
74	23.73	30	24105	1.0	28.64	23012				162914	10	
67	25.99	30	26399	0.9	28.16	24782				162913	11	
63	27.93	30	28371	0.9	27.14	25667				142914	12	
57	30.59	25	25892	1.0	24.78	25667				142913	13	
55	31.74	25	26866	1.0	23.88	25667				162911	14	
46.8	37.36	25*	31620	0.8	20.29	25667				142911	15	
42.3	41.37	25*	35018	0.7	18.32	25667				102914	16	
38.6	45.31	25*	38351	0.7	16.73	25667				102913	17	
31.6	55.33	25*	46853	0.6	14.17	26552				102911	18	

The dynamic efficiency is 0.94 for all ratios * Power higher than the maximum one which can be supported by the gearbox. Select according to the torque M_{2R}
Potenza superiore a quella massima sopportabile dal riduttore. Selezionare in base al momento torcente M_{2R}

A Motor Flanges Available
Flange Motore Disponibili

B Supplied with Reduction Bushing
Fornito con Bussola di Riduzione

C Available on Request without reduction bushing
Disponibile a Richiesta senza Bussola di Riduzione

D Motor Flange Holes Position
Posizione Fori Flangia Motore

EN Unit X103 is supplied without lubricant and equipped with a breather, level and drain plugs. User can add mineral oil keeping existing plugs. Should the user wish to fill it with synthetic oil, it is recommended to replace the existing plugs with a closed plug. See table 1 for lubrication and recommended quantity. In table 2 please see possible radial loads and axial loads on the gearbox.

I Il riduttore tipo X103 è fornito privo di lubrificazione con tappi di sfiato, livello e scarico olio. L'utente può immettere olio minerale mantenendo i tappi esistenti. Se immetterà olio sintetico, dovrà sostituire i tappi esistenti con altri tipo chiuso. Tab.1 per oli e quantità consigliati. Tab.2 carichi radiali e assiali applicabili al riduttore.

E El reductor tamaño X103 se suministra sin lubricante, provisto de tapones de respiración, nivel y descarga de aceite. El usuario puede utilizar aceite mineral, manteniendo los tapones existentes. Si prefiere utilizar aceite sintético deberá sustituir los tapones existentes por tapones ciegos. La prerreducción se suministra con tapones ciegos, lubricado de por vida con aceite sintético. Ver tabla 1, para cantidades y aceites recomendados. En la tabla 2, se encuentran las cargas radiales y axiales admitidas por el reductor.

Standard supplied	For these mounting position specify in the order or add oil Per queste posizioni specificare in fase d'ordine o aggiungere olio					
B3	B6	B7	B8	V5	V6	V8
404.7oz	193.6 oz	369.5 oz	264.0 oz	475.1 oz	334.4 oz	Ask
SHELL Omala S2 GX 460			ENI Blasias 460			

For all details on lubrication and plugs check our website **tab. 1**
Per maggiori dettagli su lubrificazione e tappi olio vedi il nostro sito web

RADIAL AND AXIAL LOADS								
Output shaft Albero di uscita			$F_{eq} = FR \cdot \frac{9.96}{X+7.60}$					
n ₂	FA	FR	n ₂	FA	FR	n ₂	FA	FR
300	450	2248	140	629	3147	70	787	3934
250	562	2810	120	674	3372	40	944	4721
200	607	3035	85	719	3597	15	1214	6070
Input shaft Albero in entrata								
n ₁	FA	FR						
1750	252	1259						
1140	274	1371						

tab. 2

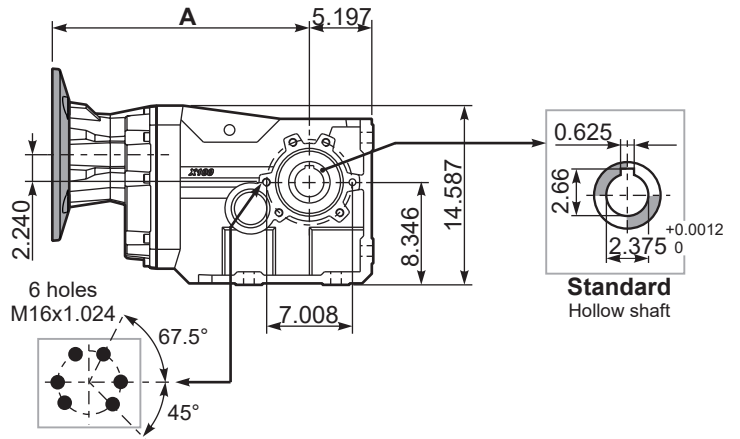
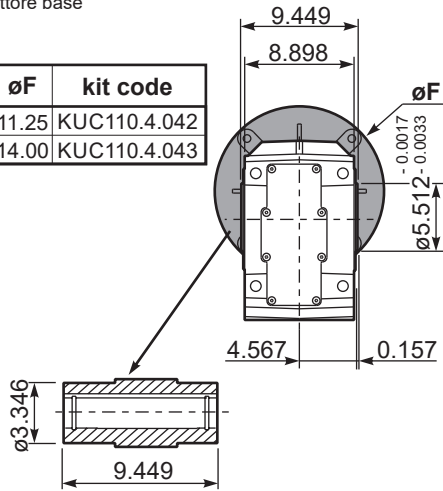
3D dimensions on the Web

PX103C...

Basic Gearbox
Riduttore base

Gearbox weight
peso riduttore **298 lb**

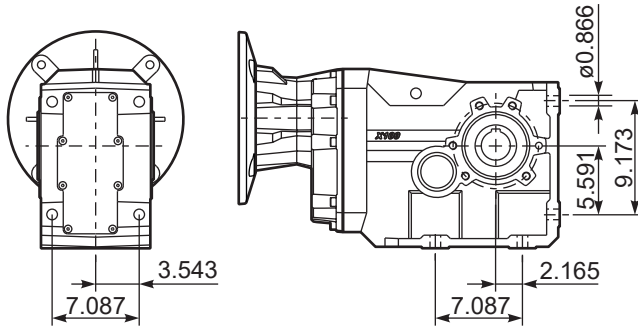
Nema flanges	A	øF	kit code
284/6TC	20.933	11.25	KUC110.4.042
324/6TC	20.933	14.00	KUC110.4.043



Mounting holes position
Posizione fori di montaggio

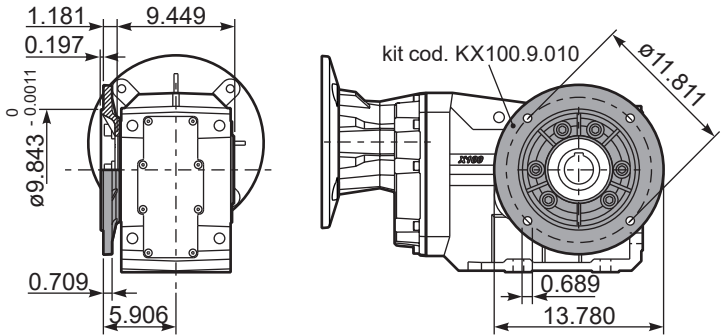
PX103...FB..

Feet
Piedini



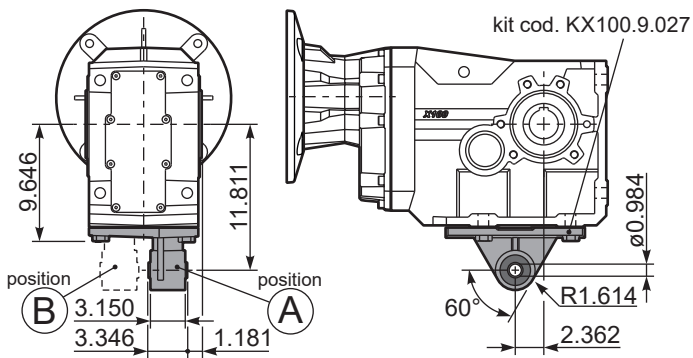
PX103...-F6..

Output flange
Flangia uscita



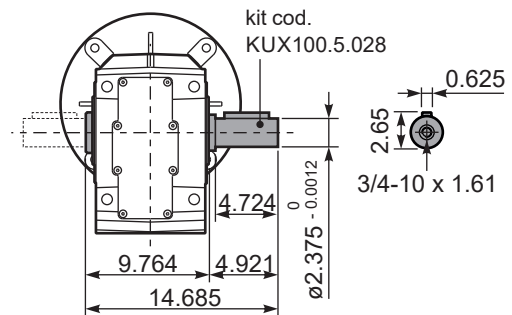
PX103...BR..

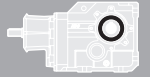
Reaction Arm
Braccio di reazione



PX103A...

Single shaft
Albero lento semplice





QUICK SELECTION / Selezione veloce

input speed (n_1) = 1750 min⁻¹

Output Speed n_2 [min ⁻¹]	Ratio i	Motor power P_{1M} [HP]	Output torque M_{2M} [lb in]	Service factor f.s.	Nominal power P_{1R} [HP]	Nominal torque M_{2R} [lb in]	Available NEMA motor flanges			Output Shaft 	Ratios code
							-Y	AA	AB		
							182/4TC	213/5TC	254/6TC		
36.0	48.57	15	24139	1.1	15.95	25667				30142911	01
25.6	68.43	10	22676	1.2	11.71	26552				20142914	02
23.3	74.95	10	24835	1.1	10.69	26552				20142913	03
18.9	92.53	7.5	22995	1.2	8.66	26552				16142914	04
17.3	101.33	7.5	25183	1.1	7.91	26552				16142913	05
14.5	120.33	5.0	19935	1.3	6.66	26552				13142914	06
14.1	123.75	5.0	20503	1.3	6.48	26552				16142911	07
13.3	131.78	5.0	21833	1.2	6.08	26552				13142913	08
11.9	147.28	5.0	24401	1.1	5.44	26552				11142914	09
10.8	161.30	5.0	26724	1.0	4.97	26552				11142913	10
8.9	196.98	3.0	19581	1.4	4.07	26552				11142911	11
8.2	212.99	3.0	21172	1.3	3.76	26552				8142914	12
7.5	233.26	3.0	23188	1.1	3.44	26552				8142913	13
6.1	284.86	3.0	28317	0.9	2.81	26552				8142911	14

The dynamic efficiency is **0.92** for all ratios

Motor Flanges Available
Flange Motore Disponibili

B) Supplied with Reduction Bushing
Fornito con Bussola di Riduzione

B) Available on Request without reduction bushing
Disponibile a Richiesta senza Bussola di Riduzione

C) Motor Flange Holes Position
Posizione Fori Flangia Motore

EN Unit **X104** is supplied without lubricant and equipped with a breather, level and drain plugs. User can add mineral oil keeping existing plugs. Should the user wish to fill it with synthetic oil, it is recommended to replace the existing plugs with a closed plug. See table 1 for lubrication and recommended quantity. In table 2 please see possible radial loads and axial loads on the gearbox.

I Il riduttore tipo **X104** è fornito privo di lubrificazione con tappi di sfiato, livello e scarico olio. L'utente può immettere olio minerale mantenendo i tappi esistenti. Se immetterà olio sintetico, dovrà sostituire i tappi esistenti con altri tipo chiuso. Tab.1 per oli e quantità consigliati. Tab.2 carichi radiali e assiali applicabili al riduttore.

E El reductor tamaño **X104** se suministra sin lubricante, provisto de tapones de respiración, nivel y descarga de aceite. El usuario puede utilizar aceite mineral, manteniendo los tapones existentes. Si prefiere utilizar aceite sintético deberá sustituir los tapones existentes por tapones ciegos. La prerreducción se suministra con tapones ciegos, lubricado de por vida con aceite sintético. Ver tabla 1, para cantidades y aceites recomendados. En la tabla 2, se encuentran las cargas radiales y axiales admitidas por el reductor.

Standard supplied	For these mounting position specify in the order or add oil					
	Per queste posizioni specificare in fase d'ordine o aggiungere olio					
B3	B6	B7	B8	V5	V6	V8
422.3 oz	211.2 oz	404.7 oz	281.6 oz	510.3 oz	387.1 oz	Ask
SHELL Omala S2 GX 460			ENI Blasias 460			

For all details on lubrication and plugs check our website **tab. 1**
Per maggiori dettagli su lubrificazione e tappi olio vedi il nostro sito web

RADIAL AND AXIAL LOADS

Output shaft

Albero di uscita


$$F_{eq} = FR \cdot \frac{9.96}{X+7.60}$$



n_2	FA	FR	n_2	FA	FR	n_2	FA	FR
300	450	2248	140	629	3147	70	787	3934
250	562	2810	120	674	3372	40	944	4721
200	607	3035	85	719	3597	15	1214	6070

Input shaft

Albero in entrata

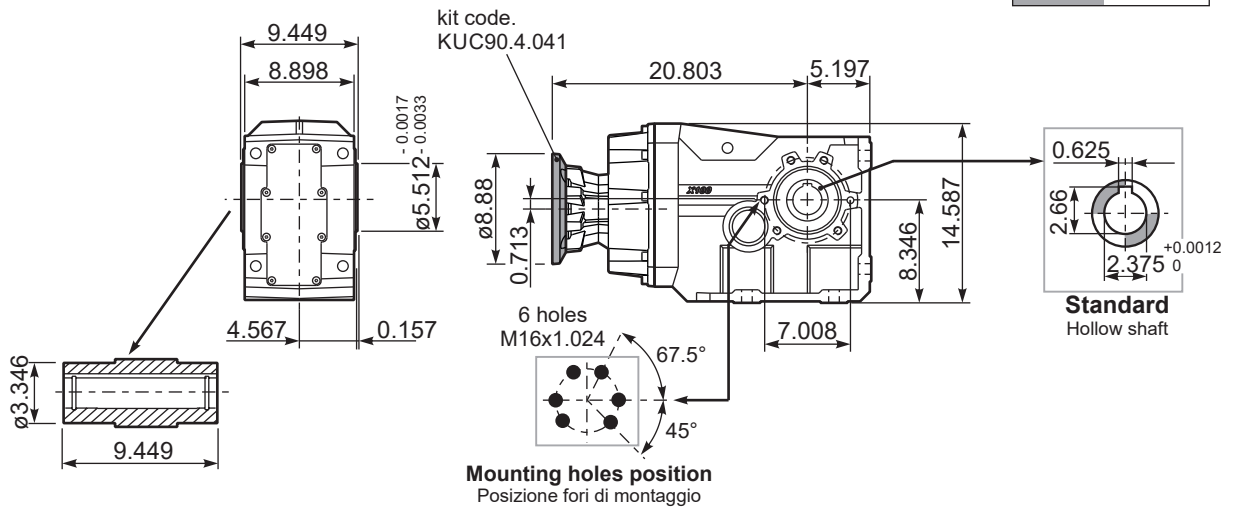


n_1	FA	FR
1750	157	787
1140	189	944

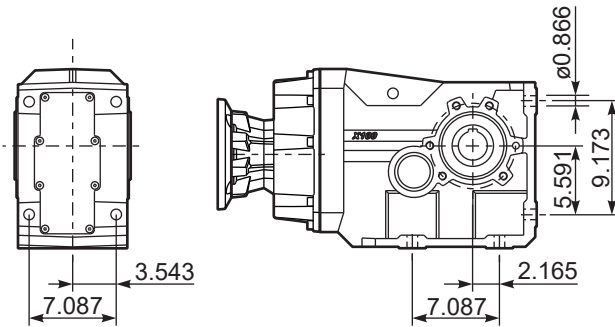
tab. 2

PX104C... Basic Gearbox
Riduttore base

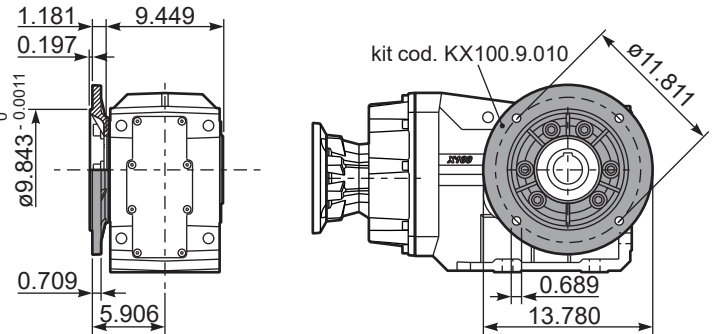
Gearbox weight
peso riduttore **274 lb**



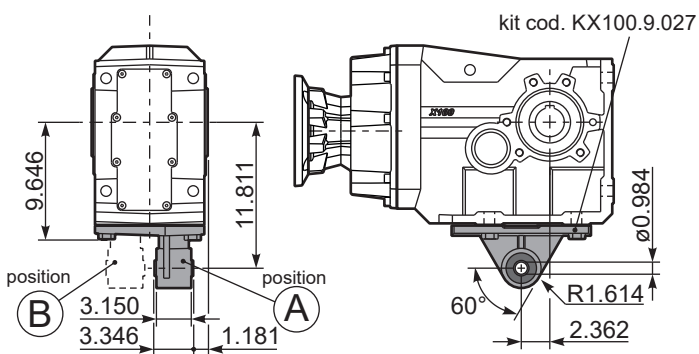
PX104...FB.. Feet
Piedini



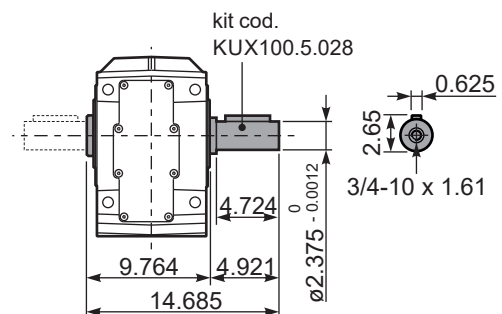
PX104...-F6.. Output flange
Flangia uscita

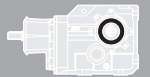


PX104...BR.. Reaction Arm
Braccio di reazione



PX104A... Single shaft
Albero lento semplice





QUICK SELECTION / Selezione veloce

input speed (n_1) = 1750 min⁻¹

Output Speed n_2 [min ⁻¹]	Ratio i	Motor power P_{1M} [HP]	Output torque M_{2M} [lb in]	Service factor f.s.	Nominal power P_{1R} [HP]	Nominal torque M_{2R} [lb in]	Available NEMA motor flanges			Output Shaft 	
							AC	AD			
							284/6 TC	324/6 TC			
274	6.39	50	10824	2.0	102.2	22127			392914		01
250	7.00	50	11854	2.0	98.9	23454			392913		02
205	8.55	50	14476	1.7	85.6	24782			392911		03
175	10.01	50	16949	1.7	83.6	28322			302914		04
160	10.97	50	18563	1.5	76.3	28322			302913		05
131	13.39	50	22669	1.3	66.4	30093			302911		06
111	15.71	50	26601	1.2	58.2	30978			222914		07
102	17.21	50	29133	1.1	56.2	32748			222913		08
83	21.02	50	35578	1.0	49.8	35403			222911	standard ø2.750	09
74	23.73	40	32140	1.1	45.2	36288			162914		10
67	25.99	40	35199	1.1	43.2	38058			162913		11
63	27.93	40	37828	1.0	40.2	38058			142914		12
57	30.59	40	41428	1.0	38.5	39828			142913		13
55	31.74	30	32239	1.2	37.1	39828			162911		14
46.8	37.36	30	37944	1.0	31.5	39828			142911		15
42.3	41.37	30	42022	0.9	28.4	39828			102914		16
38.6	45.31	25	38351	1.0	26.0	39828			102913		17
31.6	55.33	25	46835	0.9	21.3	39828			102911		18

The dynamic efficiency is **0.94** for all ratios

- Motor Flanges Available** Flange Motore Disponibili
- B) Supplied with Reduction Bushing** Fornito con Bussola di Riduzione
- B) Available on Request without reduction bushing** Disponibile a Richiesta senza Bussola di Riduzione
- C) Motor Flange Holes Position** Posizione Fori Flangia Motore

EN Unit **X113** is supplied without lubricant and equipped with a breather, level and drain plugs. User can add mineral oil keeping existing plugs. Should the user wish to fill it with synthetic oil, it is recommended to replace the existing plugs with a closed plug. See table 1 for lubrication and recommended quantity. In table 2 please see possible radial loads and axial loads on the gearbox.

I Il riduttore tipo **X113** è fornito privo di lubrificazione con tappi di sfiato, livello e scarico olio. L'utente può immettere olio minerale mantenendo i tappi esistenti. Se immetterà olio sintetico, dovrà sostituire i tappi esistenti con altri tipo chiuso. Tab.1 per oli e quantità consigliati. Tab.2 carichi radiali e assiali applicabili al riduttore.

E El reductor tamaño **X113** se suministra sin lubricante, provisto de tapones de respiración, nivel y descarga de aceite. El usuario puede utilizar aceite mineral, manteniendo los tapones existentes. Si prefiere utilizar aceite sintético deberá sustituir los tapones existentes por tapones ciegos. La prerreducción se suministra con tapones ciegos, lubricado de por vida con aceite sintético. Ver tabla 1, para cantidades y aceites recomendados. En la tabla 2, se encuentran las cargas radiales y axiales admitidas por el reductor.

Standard supplied	For these mounting position specify in the order or add oil Per queste posizioni specificare in fase d'ordine o aggiungere olio					
475.1 oz	281.6 oz	545.5 oz	510.3 oz	774.3 oz	457.5 oz	Ask
SHELL Omala S2 GX 460				ENI Blasias 460		

For all details on lubrication and plugs check our website **tab. 1**
Per maggiori dettagli su lubrificazione e tappi olio vedi il nostro sito web

RADIAL AND AXIAL LOADS

Output shaft
Albero di uscita

$F_{eq} = FR \cdot \frac{12.81}{X+10.06}$

n_2	FA	FR	n_2	FA	FR	n_2	FA	FR
300	472	2360	140	697	3484	70	944	4721
250	584	2922	120	728	3642	40	1259	6295
200	674	3372	85	809	4046	15	1798	8992

Input shaft
Albero in entrata

n_1	FA	FR
1750	252	1259
1140	274	1371

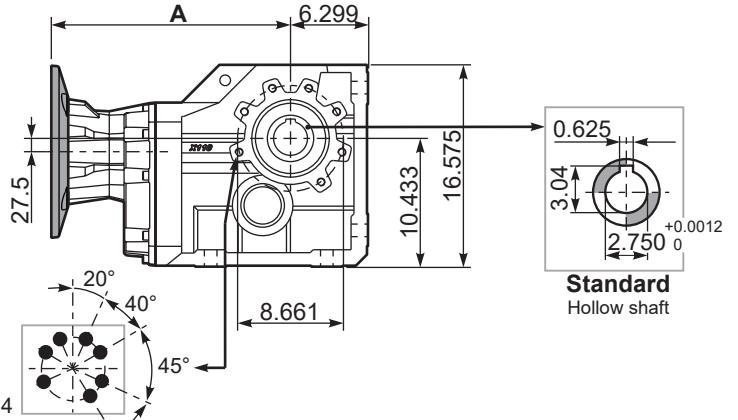
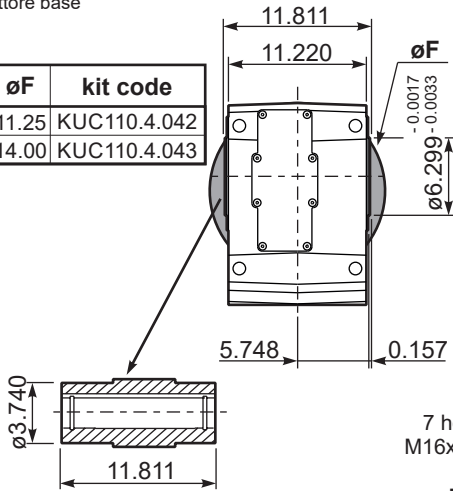
tab. 2

3D dimensions on the Web

PX113C... Basic Gearbox
Riduttore base

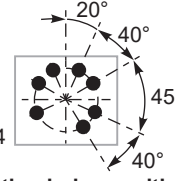
Gearbox weight
peso riduttore **377 lb**

Nema flanges	A	øF	kit code
284/6TC	19.48	11.25	KUC110.4.042
324/6TC	19.48	14.00	KUC110.4.043



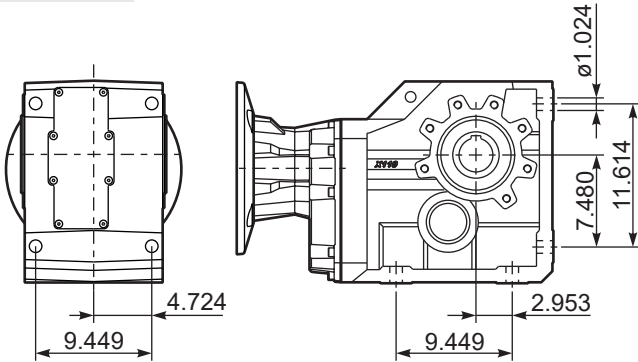
7 holes
M16x1.024

Mounting holes position
Posizione fori di montaggio

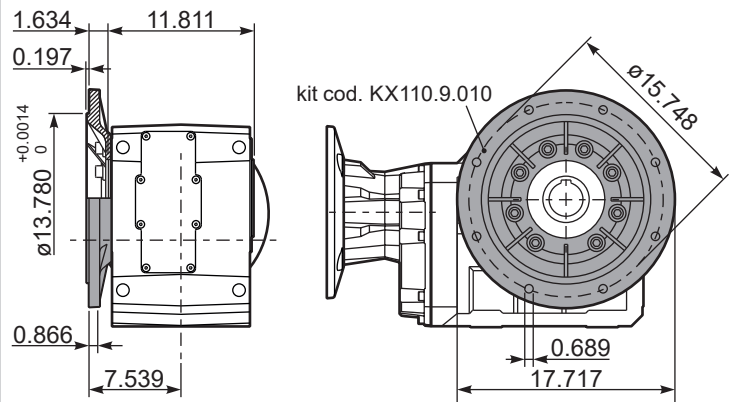


Standard
Hollow shaft

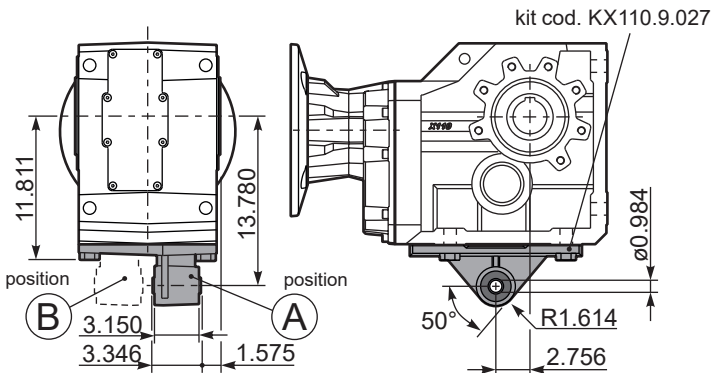
PX113...FB.. Feet
Piedini



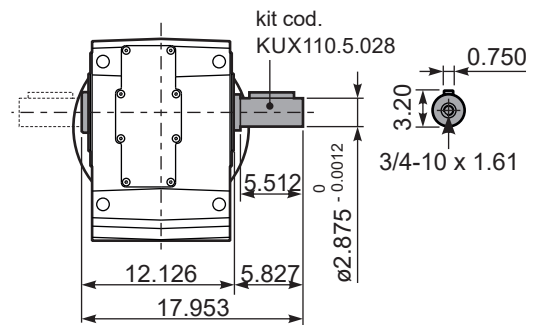
PX113...-F7.. Output flange
Flangia uscita

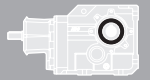


PX113...BR.. Reaction Arm
Braccio di reazione



PX113A... Single shaft
Albero lento semplice





QUICK SELECTION / Selezione veloce

input speed (n_1) = 1750 min⁻¹

Output Speed n_2 [min ⁻¹]	Ratio i	Motor power P_{1M} [HP]	Output torque M_{2M} [lb in]	Service factor f.s.	Nominal power P_{1R} [HP]	Nominal torque M_{2R} [lb in]	Available NEMA motor flanges			Output Shaft 	Ratios code
							-Y	AA	AB		
							182/4TC	213/5TC	254/6TC		
36.0	48.57	20	32185	1.2	24.75	39828				30142911	01
25.6	68.43	15	34015	1.2	17.95	40713				20142914	02
23.3	74.95	15	37252	1.1	16.39	40713				20142913	03
18.9	92.53	10	30660	1.3	13.28	40713				16142914	04
17.3	101.33	10	33578	1.2	12.13	40713				16142913	05
14.5	120.33	10	39871	1.0	10.21	40713				13142914	06
14.1	123.75	10	41005	1.0	9.71	39828				16142911	07
13.3	131.78	10	43665	0.9	9.32	40713				13142913	08
11.9	147.28	7.5	36602	1.1	8.34	40713				11142914	09
10.8	161.30	7.5	40086	1.0	7.62	40713				11142913	10
8.9	196.98	5	32635	1.2	6.10	39828				11142911	11
8.2	212.99	5	35287	1.2	5.77	40713				8142914	12
7.5	233.26	5	38646	1.1	5.27	40713				8142913	13
6.1	284.86	3	28317	1.4	4.22	39828				8142911	14

The dynamic efficiency is **0.92** for all ratios

Motor Flanges Available
Flange Motore Disponibili

B) Supplied with Reduction Bushing
Fornito con Bussola di Riduzione

B) Available on Request without reduction bushing
Disponibile a Richiesta senza Bussola di Riduzione

C) Motor Flange Holes Position
Posizione Fori Flangia Motore

EN Unit **X114** is supplied without lubricant and equipped with a breather, level and drain plugs. User can add mineral oil keeping existing plugs. Should the user wish to fill it with synthetic oil, it is recommended to replace the existing plugs with a closed plug. See table 1 for lubrication and recommended quantity. In table 2 please see possible radial loads and axial loads on the gearbox.

I Il riduttore tipo **X114** è fornito privo di lubrificazione con tappi di sfiato, livello e scarico olio. L'utente può immettere olio minerale mantenendo i tappi esistenti. Se immetterà olio sintetico, dovrà sostituire i tappi esistenti con altri tipo chiuso. Tab.1 per oli e quantità consigliati. Tab.2 carichi radiali e assiali applicabili al riduttore.

E El reductor tamaño **X114** se suministra sin lubricante, provisto de tapones de respiración, nivel y descarga de aceite. El usuario puede utilizar aceite mineral, manteniendo los tapones existentes. Si prefiere utilizar aceite sintético deberá sustituir los tapones existentes por tapones ciegos. La prerreducción se suministra con tapones ciegos, lubricado de por vida con aceite sintético. Ver tabla 1, para cantidades y aceites recomendados. En la tabla 2, se encuentran las cargas radiales y axiales admitidas por el reductor.

Standard supplied	For these mounting position specify in the order or add oil					
	Per queste posizioni specificare in fase d'ordine o aggiungere olio					
B3	B6	B7	B8	V5	V6	V8
510.3 oz	299.2 oz	580.7 oz	563.1 oz	809.5 oz	510.3 oz	Ask
SHELL Omala S2 GX 460			ENI Blasias 460			

For all details on lubrication and plugs check our website **tab. 1**
Per maggiori dettagli su lubrificazione e tappi olio vedi il nostro sito web

RADIAL AND AXIAL LOADS

Output shaft
Albero di uscita

$F_{eq} = FR \cdot \frac{12.81}{X+10.06}$

n_2	FA	FR	n_2	FA	FR	n_2	FA	FR
300	472	2360	140	697	3484	70	944	4721
250	584	2922	120	728	3642	40	1259	6295
200	674	3372	85	809	4046	15	1798	8992

Input shaft
Albero in entrata

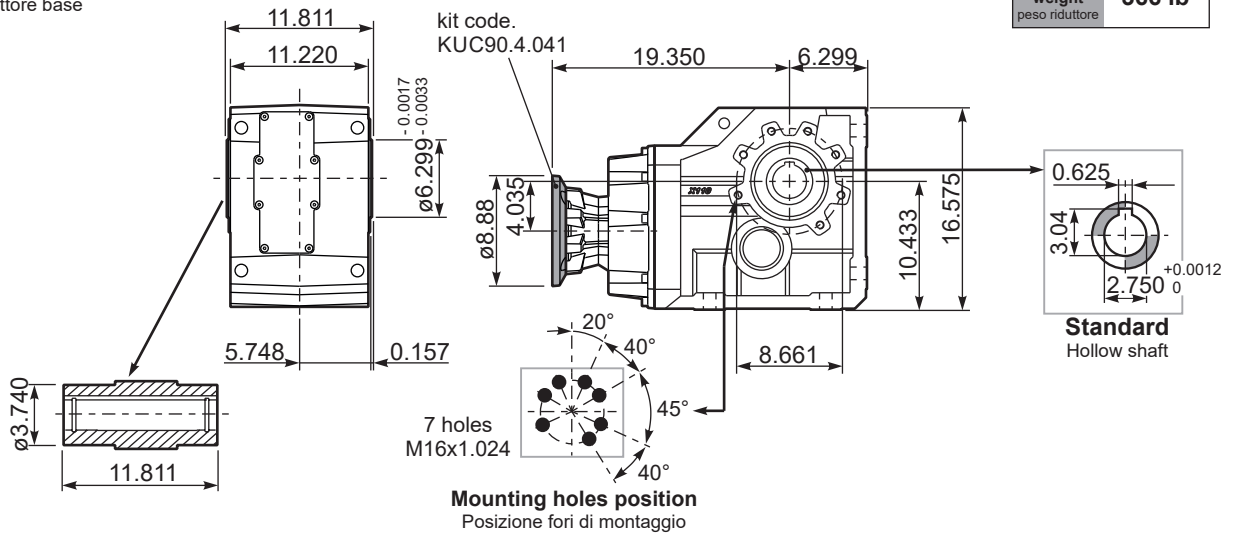
n_1	FA	FR
1750	157	787
1140	189	944

tab. 2

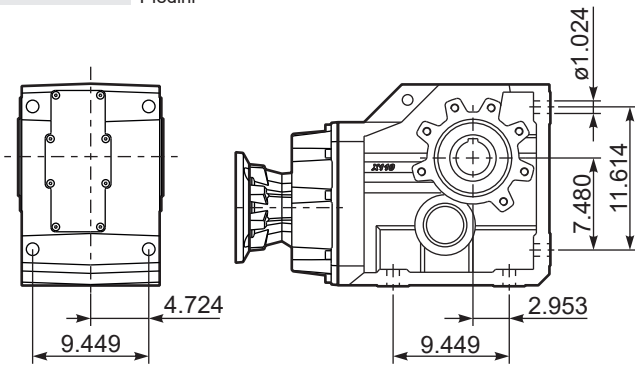
3D dimensions on the Web

PX114C... Basic Gearbox
Riduttore base

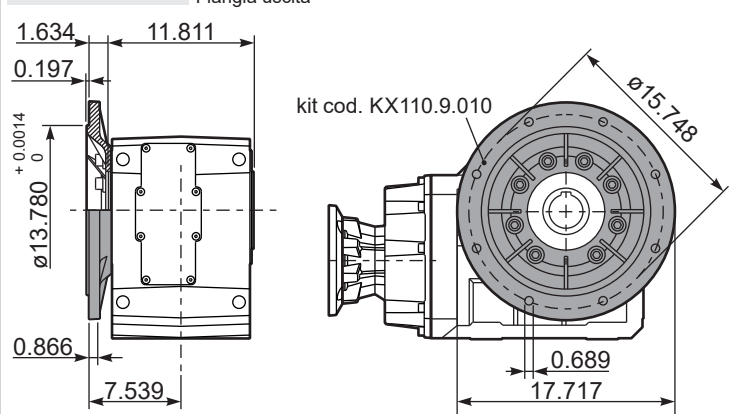
Gearbox weight
peso riduttore **366 lb**



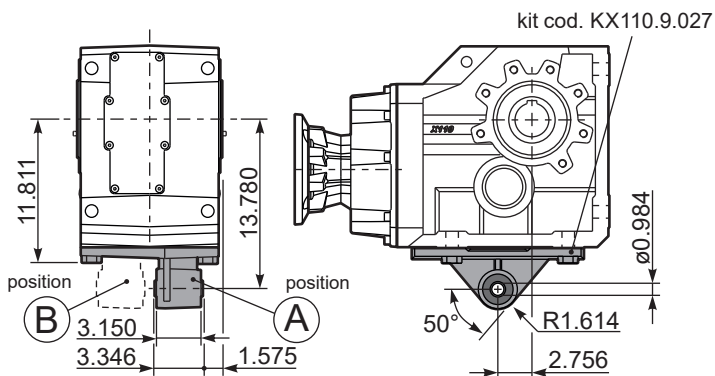
PX114...FB.. Feet
Piedini



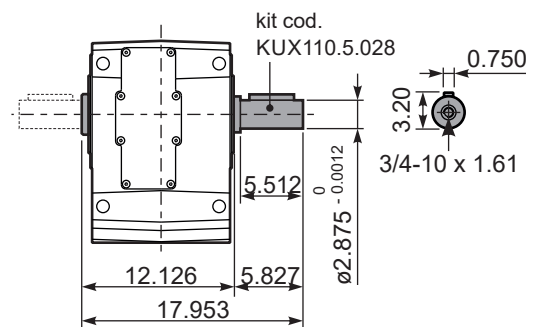
PX114...-F7.. Output flange
Flangia uscita




PX114...BR.. Reaction Arm
Braccio di reazione



PX114A... Single shaft
Albero lento semplice





QUICK SELECTION / Selezione veloce

input speed (n_1) = 1750 min⁻¹

Output Speed n_2 [min ⁻¹]	Ratio i	Motor power P_{1M} [HP]	Output torque M_{2M} [lb in]	Service factor f.s.	Nominal power P_{1R} [HP]	Nominal torque M_{2R} [lb in]	Available NEMA motor flanges					Output Shaft 	Ratios code
							-W	-X	-Y	AA			
							56C	143/5TC	182/4TC	213/5TC			
220	7.94	10	2689	1.3	12.51	3363					302418	01	
192	9.13	10	3091	1.1	11.17	3452					302416	02	
164	10.66	10	3609	1.0	10.06	3629					302414	03	
117	14.97	10	5067	1.0	10.13	5133					202418	04	
102	17.21	7.5	4369	1.2	9.12	5310					202416	05	
86	20.24	7.5	5138	1.2	8.72	5974					162418	06	
75	23.27	7.5	5908	1.0	7.58	5974					162416	07	
67	26.31	5	4455	1.3	6.71	5974					132418	08	
58	30.25	5	5122	1.2	5.83	5974					132416	09	
49.5	35.32	5	5979	1.0	5.00	5974					132414	10	
47.3	37.03	5	6269	1.0	4.76	5974					112416	11	
40.5	43.23	3	4391	1.4	4.08	5974					112414	12	
37.6	46.58	3	4731	1.3	3.79	5974					82418	13	
32.7	53.55	3	5439	1.1	3.30	5974					82416	14	
28.0	62.52	3	6350	0.9	2.82	5974					82414	15	
23.7	73.75	2	4994	1.0	2.06	5133					62416	16	
20.3	86.09	2	5830	1.0	2.05	5974					62414	17	

The dynamic efficiency is **0.94** for all ratios

- Motor Flanges Available**
Flange Motore Disponibili
- B) Supplied with Reduction Bushing**
Fornito con Bussola di Riduzione
- B) Available on Request without reduction bushing**
Disponibile a Richiesta senza Bussola di Riduzione
- C) Motor Flange Holes Position**
Posizione Fori Flangia Motore

EN Unit **113C** is supplied with synthetic oil for lifetime lubrication, no maintenance is necessary. See table 1 for lubrication and recommended quantity. In table 2 please see possible radial loads and axial loads on the gearbox.

I Il riduttore **113C** viene fornito completo di olio sintetico per la lubrificazione permanente e non necessita di alcuna manutenzione. Vedi tab.1 per oli e quantità consigliati. In tab.2 sono presenti i carichi radiali e assiali applicabili al riduttore.

E El reductor tamaño **113C** se suministra, lubricado de por vida con aceite sintético y no requieren mantenimiento alguna. Ver tabla 1, para cantidades y aceites recomendados. En la tabla 2, se encuentran las cargas radiales y axiales admitidas por el reductor.

Standard supplied	For these mounting position specify in the order or add oil Per queste posizioni specificare in fase d'ordine o aggiungere olio					
140.78 oz	91.51 oz	91.51 oz	91.51 oz	181.25 oz	77.43 oz	Ask
SHELL Omala S4 WE 320			ENI Telium VSF 320			

For all details on lubrication and plugs check our website **tab. 1**
Per maggiori dettagli su lubrificazione e tappi olio vedi il nostro sito web

RADIAL AND AXIAL LOADS

Output shaft
Albero di uscita

F_R (lb)
 F_A (lb)

$F_{eq} = F_R \cdot \frac{6.89}{X+5.30}$

F_{eq} (lb)

n_2	FA	FR	n_2	FA	FR	n_2	FA	FR
300	144	719	140	193	967	70	243	1214
250	157	787	120	202	1012	40	292	1461
200	166	831	85	225	1124	15	414	2068

On request reinforced bearings to increase loads.
A richiesta cuscinetti rinforzati per aumentare i carichi.

Input shaft
Albero in entrata

F_R (lb)
 F_A (lb)

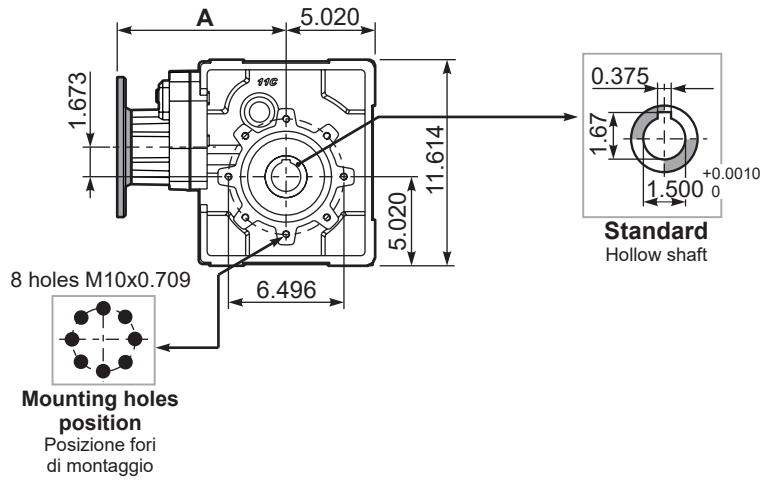
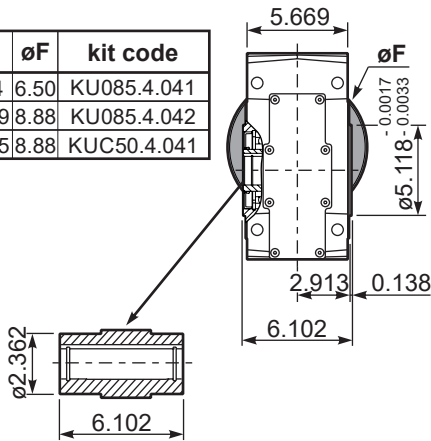
n_1	FA	FR
1750	101	506
1140	112	562

tab. 2

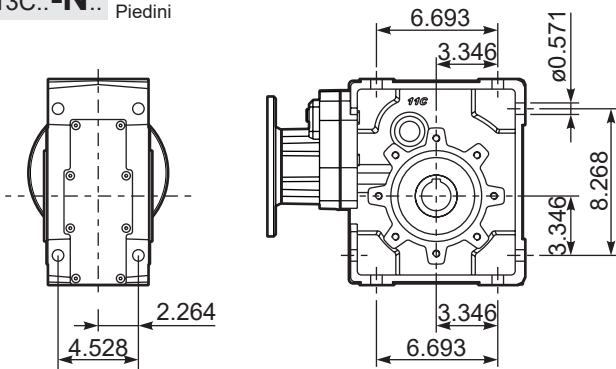
P113C... Basic Gearbox
Riduttore base

Gearbox weight **83.8 lb**
peso riduttore

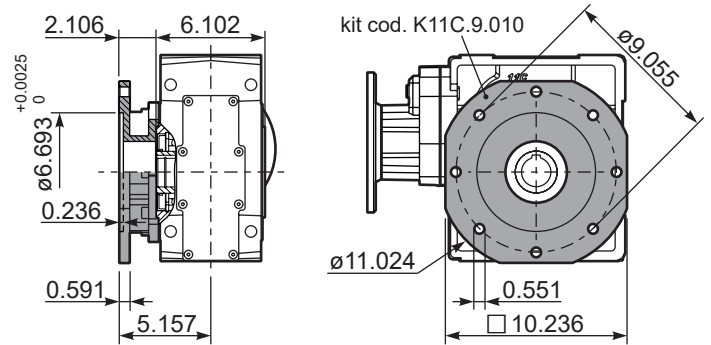
Nema flange	A	øF	kit code
56C-143/5TC	9.724	6.50	KU085.4.041
182/4TC	10.429	8.88	KU085.4.042
213/5TC	10.945	8.88	KUC50.4.041



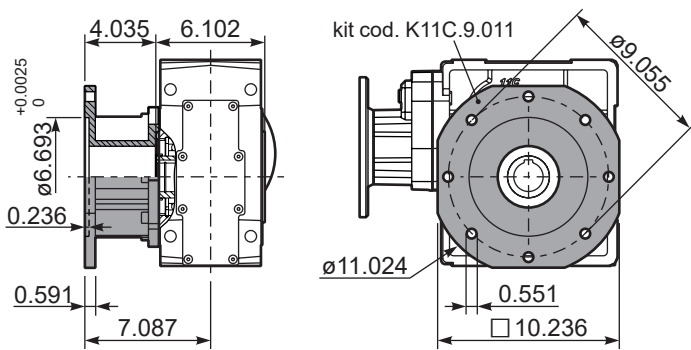
P113C..-N.. Feet
Piedini



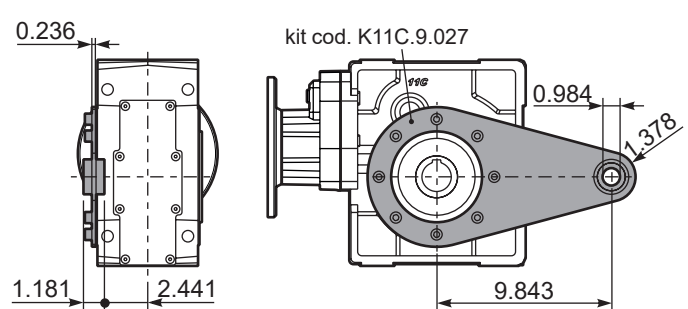
P113C-FC.. Output flange
Flangia uscita



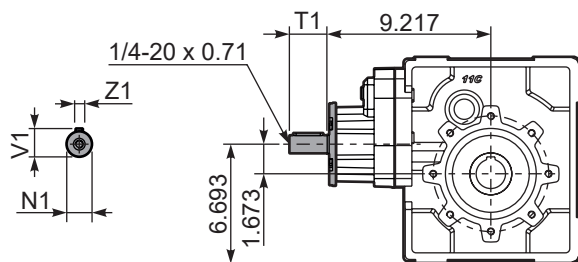
P113C-FL.. Output flange
Flangia uscita



P113C BR.. Reaction Arm
Braccio di reazione

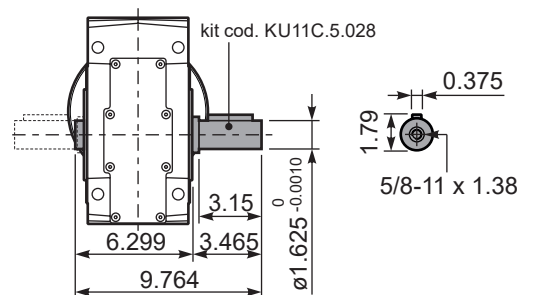


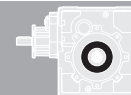
R113C... Input shaft
Albero in entrata



Nema flanges	N1	T1	V1	Z1	kit code
Standard	0.875	1.97	0.96	0.188	KC50.5.070U
On request	0.750	1.97	0.83	0.188	KC50.5.069U

P113C..A.. Single shaft
Albero lento semplice





QUICK SELECTION / Selezione veloce

input speed (n_1) = 1750 min⁻¹

Output Speed n_2 [min ⁻¹]	Ratio i	Motor power P_{1M} [HP]	Output torque M_{2M} [lb in]	Service factor f.s.	Nominal power P_{1R} [HP]	Nominal torque M_{2R} [lb in]	Available NEMA motor flanges					Output Shaft \varnothing	Ratios code
							-W 56C	-X 143/5 TC					
23.4	74.79	2	4956	1.2	2.41	5974							01
20.4	85.99	2	5699	1.0	2.10	5974							02
17.6	99.66	1.5	4954	1.2	1.81	5974							03
15.0	116.35	1.5	5783	1.0	1.55	5974							04
14.4	121.45	1.5	6037	1.0	1.48	5974							05
12.5	139.64	1	4627	1.3	1.29	5974							06
11.5	152.21	1	5043	1.2	1.18	5974							07
10.7	163.02	1	5402	1.1	1.11	5974							08
9.8	177.69	1	5888	1.0	1.01	5974							09
8.5	205.95	0.75	5118	1.2	0.88	5974						standard $\varnothing 1.500$	10
7.9	222.52	0.75	5530	1.1	0.81	5974							11
7.0	248.76	0.75	6182	1.0	0.72	5974							12
6.0	290.41	0.5	4812	1.2	0.62	5974							13
5.2	337.39	0.5	5590	1.1	0.53	5974							14
4.4	393.88	0.5	6526	0.9	0.46	5974							15
4.0	440.33	0.33	4815	1.2	0.41	5974							16
3.4	514.06	0.33	5621	1.1	0.35	5974							17
3.0	581.44	0.25	4817	1.2	0.31	5974							18
2.6	678.79	0.25	5623	1.1	0.27	5974							19

The dynamic efficiency is **0.92** for all ratios

A Motor Flanges Available
Flange Motore Disponibili

B Supplied with Reduction Bushing
Fornito con Bussola di Riduzione

B Available on Request without reduction bushing
Disponibile a Richiesta senza Bussola di Riduzione



C Motor Flange Holes Position
Posizione Fori Flangia Motore

EN Unit **114C** is supplied with synthetic oil for lifetime lubrication, no maintenance is necessary. See table 1 for lubrication and recommended quantity. In table 2 please see possible radial loads and axial loads on the gearbox.

I Il riduttore **114C** viene fornito completo di olio sintetico per la lubrificazione permanente e non necessita di alcuna manutenzione. Vedi tab.1 per oli e quantità consigliati. In tab.2 sono presenti i carichi radiali e assiali applicabili al riduttore.

E El reductor tamaño **114C** se suministra, lubricado de por vida con aceite sintético y no requieren mantenimiento alguna. Ver tabla 1, para cantidades y aceites recomendados. En la tabla 2, se encuentran las cargas radiales y axiales admitidas por el reductor.

Standard supplied	For these mounting position specify in the order or add oil Per queste posizioni specificare in fase d'ordine o aggiungere olio					
144.30 oz	95.03 oz	95.03 oz	95.03 oz	186.53 oz	82.71 oz	Ask
SHELL Omala S4 WE 320			ENI Telium VSF 320			

For all details on lubrication and plugs check our website [www.angletech.com](#) **tab. 1**
Per maggiori dettagli su lubrificazione e tappi olio vedi il nostro sito web

RADIAL AND AXIAL LOADS

Output shaft
Albero di uscita

F_R (lb)
 F_A (lb)

$F_{eq} = F_R \cdot \frac{6.89}{X+5.30}$

F_{eq} (lb)

n_2	FA	FR	n_2	FA	FR	n_2	FA	FR
300	144	719	140	193	967	70	243	1214
250	157	787	120	202	1012	40	292	1461
200	166	831	85	225	1124	15	414	2068

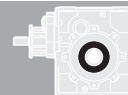
On request reinforced bearings to increase loads.
A richiesta cuscinetti rinforzati per aumentare i carichi.

Input shaft
Albero in entrata

F_R (lb)
 F_A (lb)

n_1	FA	FR
1750	90	450
1140	99	495

tab. 2



QUICK SELECTION / Selezione veloce

input speed (n_1) = 1750 min⁻¹

Output Speed n_2 [min ⁻¹]	Ratio i	Motor power P_{1M} [HP]	Output torque M_{2M} [lb in]	Service factor f.s.	Nominal power P_{1R} [HP]	Nominal torque M_{2R} [lb in]	Available NEMA motor flanges				Output Shaft 	Ratios code
							-W	-X	-Y	AA		
							56C	143/5TC	182/4TC	213/5TC		
181	9.69	10	3280	2.0	20.38	6682					302418	01
158	11.09	10	3756	1.6	16.02	6019					302416	02
136	12.90	10	4369	1.6	16.01	6992					302414	03
96	18.26	10	6181	1.3	13.38	8273					202418	04
84	20.91	10	7079	1.3	12.50	8851					202416	05
72	24.32	10	8233	1.1	10.75	8851					202414	06
62	28.27	7.5	7178	1.2	9.25	8851					162416	07
53	32.88	7.5	8349	1.1	7.95	8851					162414	08
47.6	36.76	7.5	9334	0.9	7.11	8851					132416	09
40.9	42.76	5	7238	1.2	6.11	8851					132414	10
38.9	45.00	5	7617	1.2	5.81	8851					112416	11
33.4	52.33	5	8859	1.0	5.00	8851					112414	12
30.8	56.82	3	5771	1.3	3.91	7523					82418	13
26.9	65.07	3	6609	1.3	3.92	8629					82416	14
23.1	75.68	3	7687	1.2	3.45	8851					82414	15
19.5	89.61	2	6067	1.0	2.07	6284					62416	16
16.8	104.22	2	7057	1.0	2.06	7258					62414	17

The dynamic efficiency is 0.94 for all ratios

A Motor Flanges Available
Flange Motore Disponibili

B Supplied with Reduction Bushing
Fornito con Bussola di Riduzione

B Available on Request without reduction bushing
Disponibile a Richiesta senza Bussola di Riduzione

C Motor Flange Holes Position
Posizione Fori Flangia Motore

EN Unit 133C is supplied without lubricant and equipped with a breather, level and drain plugs. User can add mineral oil keeping existing plugs. Should the user wish to fill it with synthetic oil, it is recommended to replace the existing plugs with a closed plug. See table 1 for lubrication and recommended quantity. In table 2 please see possible radial loads and axial loads on the gearbox.

I Il riduttore tipo 133C è fornito privo di lubrificazione con tappi di sfiato, livello e scarico olio. L'utente può immettere olio minerale mantenendo i tappi esistenti. Se immetterà olio sintetico, dovrà sostituire i tappi esistenti con altri tipo chiuso. Tab.1 per oli e quantità consigliati. Tab.2 carichi radiali e assiali applicabili al riduttore.

E El reductor tamaño 133C se suministra sin lubricante, provisto de tapones de respiración, nivel y descarga de aceite. El usuario puede utilizar aceite mineral, manteniendo los tapones existentes. Si prefiere utilizar aceite sintético deberá sustituir los tapones existentes por tapones ciegos. La prerreducción se suministra con tapones ciegos, lubricado de por vida con aceite sintético. Ver tabla 1, para cantidades y aceites recomendados. En la tabla 2, se encuentran las cargas radiales y axiales admitidas por el reductor.

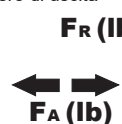
B3	B6	B7	B8	V5	V6	V8
211.17 oz	151.34 oz	151.34 oz	116.14 oz	260.44 oz	109.10 oz	Ask
SHELL Omala S2 GX 460			ENI Blasias 460			

For all details on lubrication and plugs check our website [tab. 1](#)
Per maggiori dettagli su lubrificazione e tappi olio vedi il nostro sito web


RADIAL AND AXIAL LOADS

Output shaft

Albero di uscita



$$F_{eq} = F_R \cdot \frac{7.28}{X+5.69}$$




n_2	FA	FR	n_2	FA	FR	n_2	FA	FR
300	180	899	140	252	1259	70	315	1574
250	202	1012	120	270	1349	40	382	1911
200	216	1079	85	292	1461	15	540	2698

On request reinforced bearings to increase loads.

A richiesta cuscinetti rinforzati per aumentare i carichi.

Input shaft

Albero in entrata



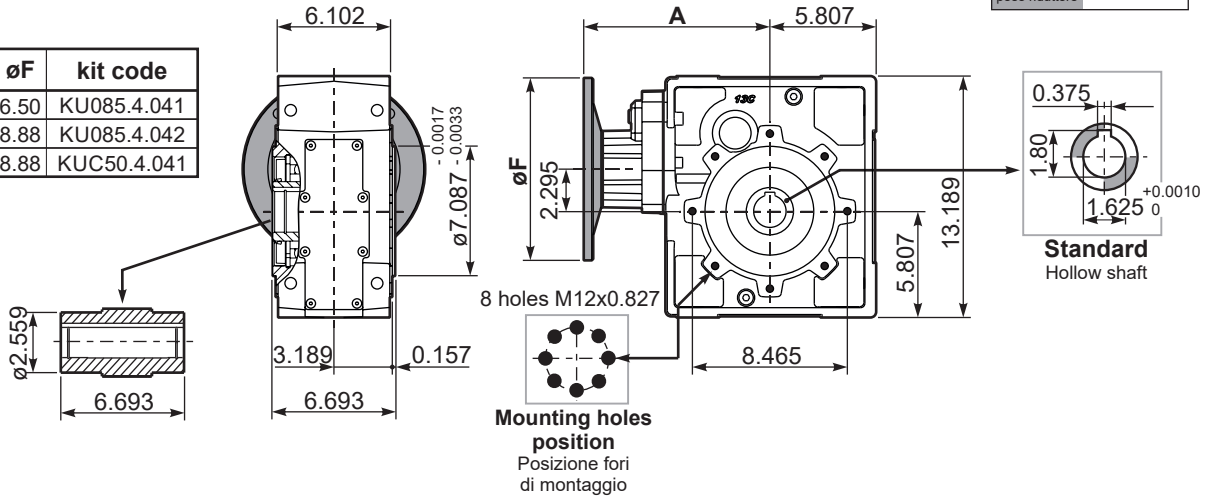
n_1	FA	FR
1750	101	506
1140	112	562

tab. 2

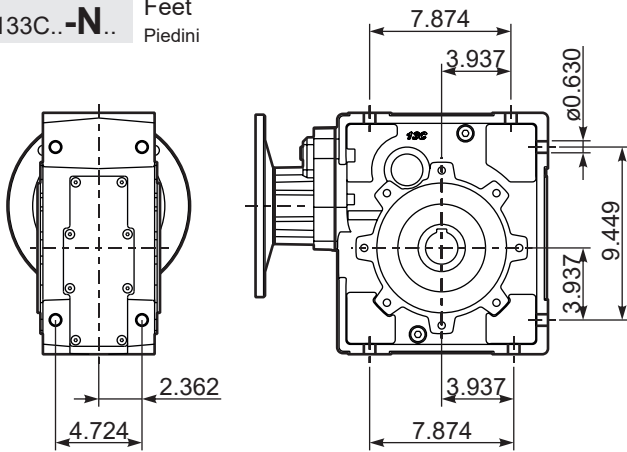
P133CC... Basic gearbox
Riduttore base

Gearbox weight
peso riduttore **117.9 lb**

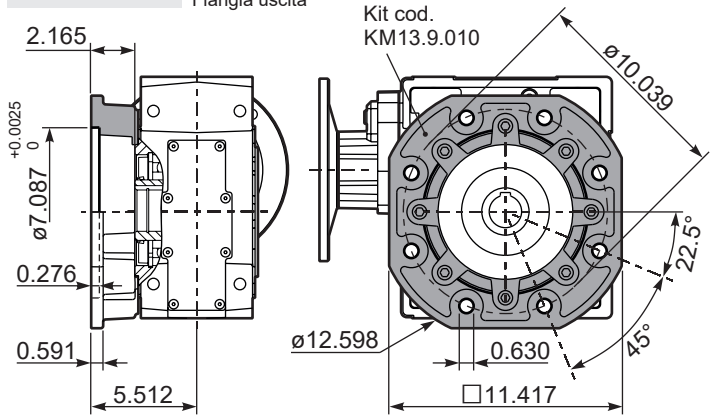
Nema flange	A	øF	kit code
56C-143/5TC	10.138	6.50	KU085.4.041
182/4TC	10.843	8.88	KU085.4.042
213/5TC	11.359	8.88	KUC50.4.041



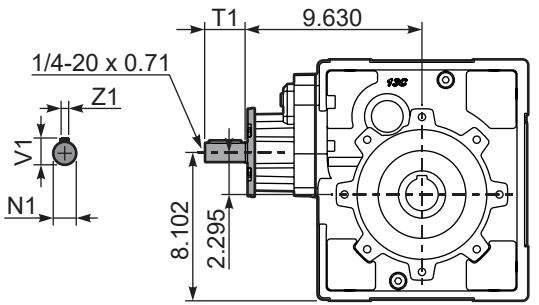
P133C..-N.. Feet
Piedini



P133C..-FC.. Output flange
Flangia uscita

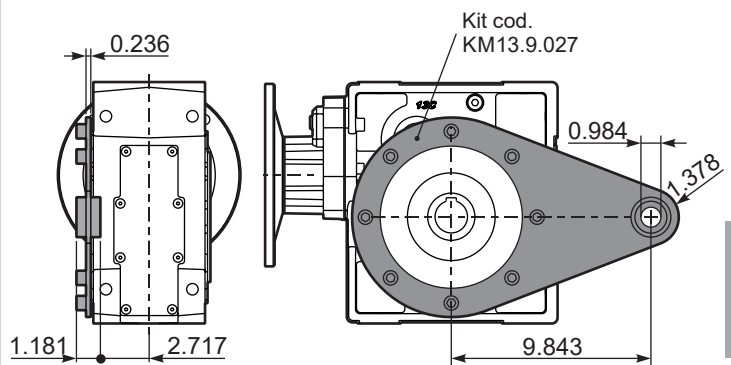


R133C... Input Shaft
Albero in entrata

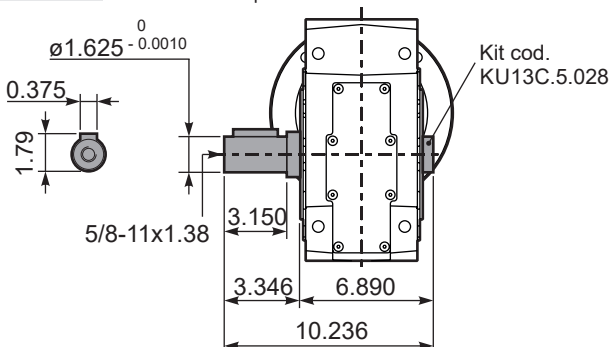


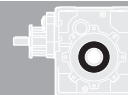
Nema flanges	N1	T1	V1	Z1	kit code
Standard	0.875	1.97	0.96	0.188	KC50.5.070U
On request	0.750	1.97	0.83	0.188	KC50.5.069U

P133C BR.. Reaction arm
Braccio di reazione



P133C..A.. Single output Shaft
Albero lento semplice





QUICK SELECTION / Selezione veloce

input speed (n_1) = 1750 min⁻¹

Output Speed n_2 [min ⁻¹]	Ratio i	Motor power P_{1M} [HP]	Output torque M_{2M} [lb in]	Service factor f.s.	Nominal power P_{1R} [HP]	Nominal torque M_{2R} [lb in]	Available NEMA motor flanges		Output Shaft 	Ratios code
							-W 56C	-X 143/5 TC		
19.2	91.23	2	6046	1.5	2.93	8851			standard ø1.625	01
16.7	104.48	2	6924	1.3	2.56	8851				02
14.5	121.10	2	8025	1.1	2.21	8851				03
12.4	140.84	1.5	7001	1.3	1.90	8851				04
10.6	165.32	1.5	8217	1.1	1.62	8851				05
9.5	184.94	1.5	9192	1.0	1.44	8851				06
8.9	197.34	1.5	9808	0.9	1.35	8851				07
8.1	215.10	1	7127	1.2	1.24	8851				08
7.6	231.60	1	7674	1.2	1.15	8851				09
7.0	249.31	1	8261	1.1	1.07	8851				10
6.5	269.37	1	8926	1.0	0.99	8851				11
6.0	292.64	0.75	7273	1.2	0.91	8851				12
5.8	302.26	0.75	7512	1.2	0.88	8851				13
5.0	349.30	0.75	8681	1.0	0.76	8851				14
4.4	399.12	0.5	6613	1.3	0.67	8851				15
3.7	476.80	0.5	7900	1.1	0.56	8851				16
2.8	622.28	0.33	6805	1.3	0.43	8851				17
2.1	821.70	0.25	6807	1.3	0.33	8851				18

The dynamic efficiency is **0.92** for all ratios

Motor Flanges Available
Flange Motore Disponibili

B) Supplied with Reduction Bushing
Fornito con Bussola di Riduzione

B) Available on Request without reduction bushing
Disponibile a Richiesta senza Bussola di Riduzione

C) Motor Flange Holes Position
Posizione Fori Flangia Motore

EN Unit **134C** is supplied without lubricant and equipped with a breather, level and drain plugs. User can add mineral oil keeping existing plugs. Should the user wish to fill it with synthetic oil, it is recommended to replace the existing plugs with a closed plug. See table 1 for lubrication and recommended quantity. In table 2 please see possible radial loads and axial loads on the gearbox.

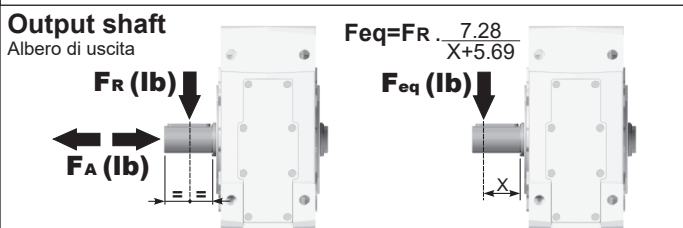
B3	B6	B7	B8	V5	V6	V8
214.69 oz	154.86 oz	154.86 oz	119.66 oz	263.96 oz	112.62 oz	Ask
SHELL Omala S2 GX 460				ENI Blasias 460		

For all details on lubrication and plugs check our website **tab. 1**
Per maggiori dettagli su lubrificazione e tappi olio vedi il nostro sito web

I Il riduttore tipo **134C** è fornito privo di lubrificazione con tappi di sfiato, livello e scarico olio. L'utente può immettere olio minerale mantenendo i tappi esistenti. Se immetterà olio sintetico, dovrà sostituire i tappi esistenti con altri tipo chiuso. Tab.1 per oli e quantità consigliati. Tab.2 carichi radiali e assiali applicabili al riduttore.

E El reductor tamaño **134C** se suministra sin lubricante, provisto de tapones de respiración, nivel y descarga de aceite. El usuario puede utilizar aceite mineral, manteniendo los tapones existentes. Si prefiere utilizar aceite sintético deberá sustituir los tapones existentes por tapones ciegos. La prerreducción se suministra con tapones ciegos, lubricado de por vida con aceite sintético. Ver tabla 1, para cantidades y aceites recomendados. En la tabla 2, se encuentran las cargas radiales y axiales admitidas por el reductor.

RADIAL AND AXIAL LOADS



n_2	FA	FR	n_2	FA	FR	n_2	FA	FR
300	180	899	140	252	1259	70	315	1574
250	202	1012	120	270	1349	40	382	1911
200	216	1079	85	292	1461	15	540	2698

On request reinforced bearings to increase loads.
A richiesta cuscinetti rinforzati per aumentare i carichi.

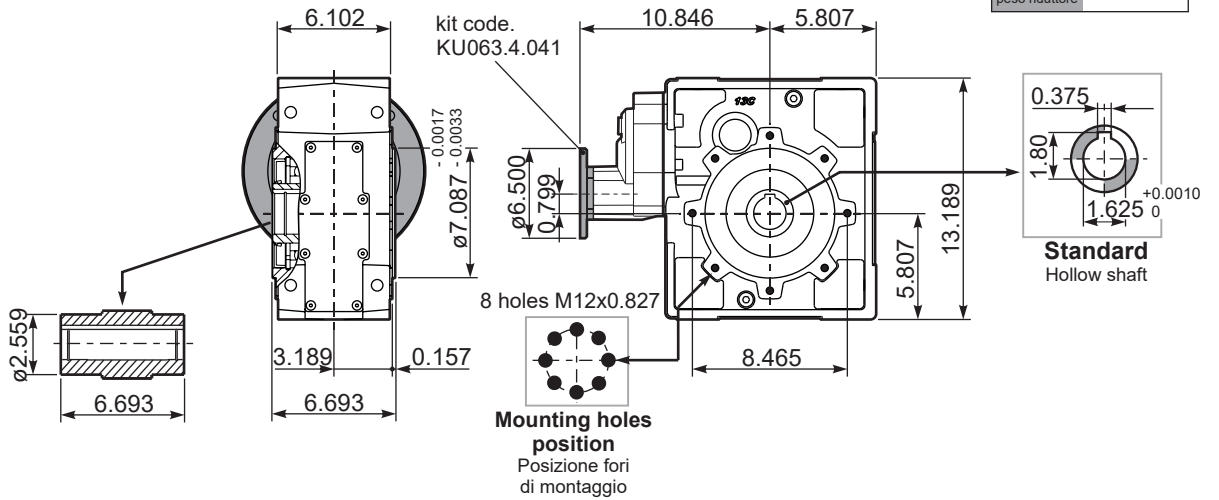
Input shaft
Albero in entrata

n_1	FA	FR
1750	90	450
1140	99	495

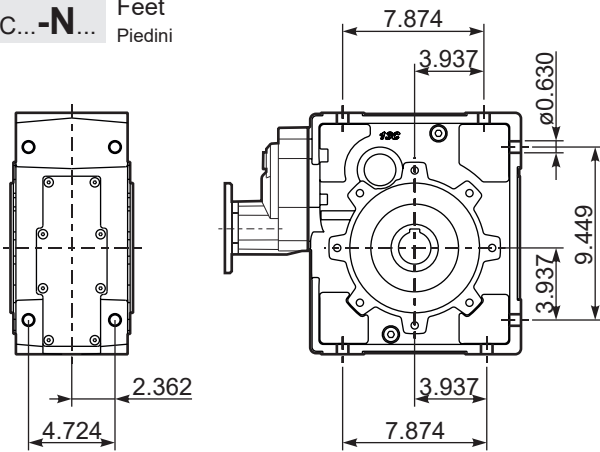
tab. 2

P134CC... Basic gearbox
Riduttore base

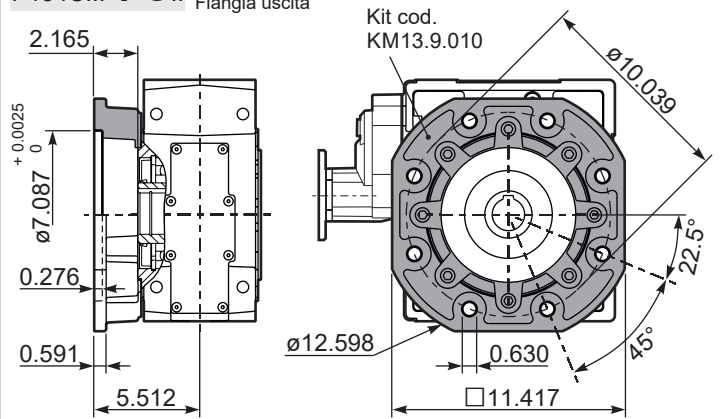
Gearbox weight
peso riduttore **117.9 lb**



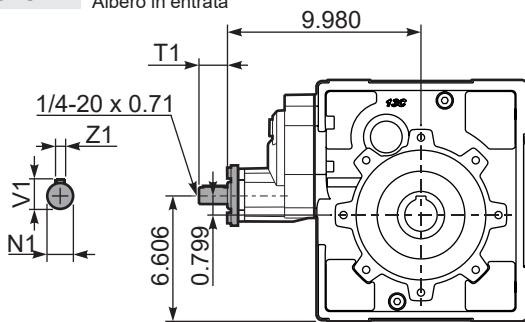
P134C...-N... Feet
Piedini



P134C...-FC.. Output flange
Flangia uscita

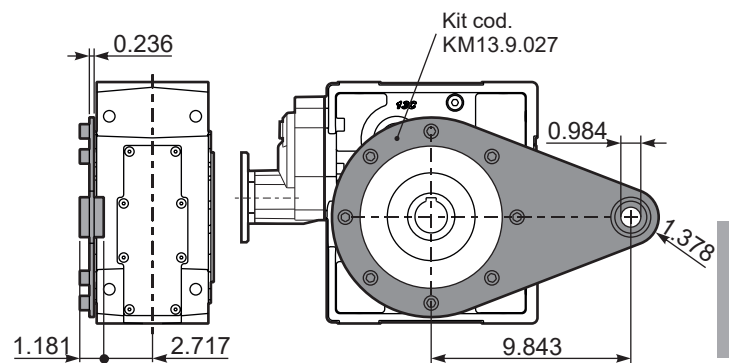


R134C... Input Shaft
Albero in entrata

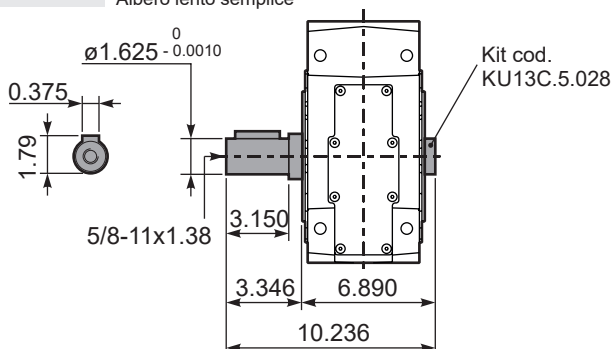


Nema flange	N1	T1	V1	Z1	kit code
Standard	0.750	1.97	0.83	0.188	KC40.5.070U
On request	0.625	1.57	0.71	0.188	KC40.5.069U

P134C BR.. Reaction arm
Braccio di reazione



P134C...A.. Single output Shaft
Albero lento semplice



HYDROMECS SPA IS THE LEGAL RESPONSABLE FOR WARRANTY ISSUES.

PLEASE READ CAREFULLY

The following WARNING and CAUTION information are supplied to you for the proper functioning of your product.

Read ALL instructions prior to operating reducer.

Injury to personnel or reducer failure may be caused by improper installation, maintenance or operation.

WARNING:

- **Written authorization is required to operate or use reducers in man lift or people moving devices.**
 - Check to make sure that certain applications do not exceed the allowable load capacities published in the current catalog.
 - Buyer shall be solely responsible for determining the adequacy of the product for any and all uses to which Buyer shall apply the product. The application by Buyer shall not be subject to any implied warranty of fitness for a particular purpose.
 - For safety, Buyer or User should provide protective guards over all shaft extensions and any moving apparatus mounted thereon. The User is responsible for checking all applicable safety codes in his area and providing suitable guards. Failure to do so may result in bodily injury and/or damage to equipment.
 - Gearboxes operating in high position should have a protective shield for any possible parts falling down for casual accidents where people are moving under them.
 - Hot oil and reducers can cause severe burns. Use extreme care when removing lubrication plugs and vents.
 - Make certain that the power supply is disconnected before attempting to service or remove any components. Lock out the power supply and tag it to prevent unexpected application power.
 - Reducers are not to be considered fail safe or self-locking devices. If these features are required, a properly sized, independent holding device should be utilized.
- Reducers should not be used as a brake.
- Any brakes that are used in conjunction with a reducer must be sized or positioned in such a way so as to not subject the reducer to loads beyond the catalog rating.
 - Lifting supports including eyebolts are to be used for vertically lifting the gearbox only and not other associated attachments or motors.
 - Use of an oil with an EP additive on units with backstops may prevent proper operation of the backstop. Injury to personnel, damage to the reducer or other equipment may result.
 - Overhung loads subject shaft bearings and shafts to stress which may cause premature bearing failure and or shaft breakage from bending fatigue, it not sized properly.

SELLING CONDITIONS

Warranty for manufacturing defects will expire one-year after the invoicing date. Hydro-Mec s.p.a. will replace or repair defective parts but will not accept any further changes for direct or indirect damages of any kind. The warranty will become null and void if repairs or changes are carried out without our prior written authorization.

Our company will not be responsible for any direct or indirect damages, caused by a wrong use of the products or for not observing the catalogue/web indication.

If the process requires total protections the customers should consider additional measures to avoid any contaminations arising from the gearboxes. All rights reserved.

All information shown in this catalogue are purely indicative;

Hydro-Mec s.p.a reserves the right to make any necessary variation without prior notice.

HYDROMECS SPA È LEGALMENTE IL RESPONSABILE DEI PROBLEMI DI GARANZIA.

LEGGERE ATTENTAMENTE

Le seguenti raccomandazioni sono fondamentali per un buon funzionamento del vostro prodotto.

Leggere attentamente tutte le istruzioni prima di azionare il riduttore.

L'inappropriata installazione, manutenzione o funzionamento del riduttore può causare incidenti al personale addetto edanni al riduttore stesso.

ATTENZIONE:

- **E' richiesta autorizzazione scritta per azionare riduttori in ascensori o dispositivi per il movimento delle persone.**
- Controllare che alcune applicazioni non eccedano la massima capacità di carico ammessa pubblicata in questo catalogo.
- L'acquirente è l'unico responsabile per la determinazione dell'adeguatezza del prodotto per qualcuna o tutte le utilizzazioni che l'acquirente stesso farà del riduttore. L'applicazione dell'acquirente non potrà essere soggetta ad alcuna implicita garanzia di montaggio per uno scopo particolare.
- Per ragioni di sicurezza l'acquirente dovrà provvedere a porre protezioni adeguate su tutta la lunghezza dell'albero a tutti gli organi in movimento. L'utilizzatore è responsabile del controllo di tutti i codici di sicurezza e la predisposizione di protezioni adeguate. In assenza di tali precauzioni si possono verificare incidenti alle persone e danni agli apparati.
- Su riduttori installati in posizioni elevate utilizzare protezioni adeguate per qualsiasi distacco accidentale di parti nel caso di passaggio di persone al di sotto.
- Olio e riduttori bollenti possono causare gravi ustioni. Usare estrema cautela nella rimozione dei tappi e delle ventole.
- Assicurarsi che la corrente di alimentazione sia scollegata prima di riparare o rimuovere alcun componente. Chiudere l'alimentazione e contrassegnare tale operazione per evitare accensioni accidentali.
- I riduttori non devono essere considerati esenti da guasti o a bloccaggio automatico. Se sono indispensabili queste caratteristiche, deve essere utilizzato un dispositivo indipendente della dimensione adatta. I riduttori non devono essere utilizzati come freni.
- Qualsiasi freno sia utilizzato insieme al riduttore deve essere della giusta grandezza e posizionato in modo da non causare carichi eccessivi non previsti dai dati forniti nel catalogo.
- I dispositivi di sollevamento come le golfare devono essere usati solo per sollevare verticalmente il riduttore e non altri dispositivi associati o motori.
- L'utilizzo di un olio con un additivo EP su gruppi provvisti di dispositivo di arresto possono inficiare l'uso corretto del freno e provocare danni alle persone, alle cose ed al riduttore stesso nonché ad altri apparecchi.
- I Carichi sospesi assoggettano i cuscinetti della vite e la vite stessa a sollecitazioni che possono causare, se non adeguatamente dimensionati, l'usura prematura dei cuscinetti e/o l'arottura della vite a causa della resistenza alla flessione.

CONDIZIONI DI VENDITA

La garanzia relativa a difetti di costruzione ha la durata di un anno dalla data di fatturazione della merce. Tale garanzia comporta per Hydro-Mec s.p.a. l'onere della sostituzione o riparazione delle parti difettose ma non ammette ulteriori addebiti per eventuali danni diretti o indiretti di qualsiasi natura. La garanzia decade nel caso in cui siano state eseguite riparazioni o apportate modifiche senza nostro consenso scritto.

La nostra ditta non si ritiene responsabile per eventuali danni diretti o indiretti derivanti da un uso improprio dei prodotti e dalla mancata osservanza delle indicazioni riportate a catalogo o web.


Se il processo richiede una protezione totale, i clienti dovrebbero prendere in considerazione misure aggiuntive per evitare qualsiasi contaminazione derivante dai riduttori.

Tutti i diritti sono riservati. Tutte le informazioni riportate nel presente catalogo sono puramente indicative; Hydro-Mec s.p.a si riserva il diritto di apportare qualsiasi variazione necessaria senza preavviso.

HYDRO · MEC

HIGH EFFICIENCY GEARBOXES

Via della Tecnica, 19 - 36049 Sovizzo (VI)
Tel. +39 0444551911 - Fax. +39 0444 536139
hydromec@hydromec.com



Distributed from



CT - GBI BVX - HM025 - ML

