




For use in the Americas



POWER TRANSMISSION PRODUCT GUIDE



MEGADYNE



MEGADYNE, headquartered near Mathi Italy, is a global manufacturer of rubber and urethane power transmission, product handling and linear positioning drive belts.

Megadyne was founded in 1957 when Mr. Corrado Tadolini developed the first Megapower cast urethane belts. Moving on from Power Transmission Belts, Megadyne developed processes to extrude thermoplastic linear timing belts and truly endless belts.

In recent years, Megadyne has grown both organically and through various acquisitions, to create a strong portfolio offering power transmission belts, specialty belts, pulleys and state of the art fabrication facilities.


Today, Megadyne is recognized as a leader in materials and product development; where innovative ideas coupled with leading edge manufacturing processes solve belting challenges in power transmission, product handling and linear positioning/lifting across a broad number of industries and applications.

With manufacturing, distribution and fabrication capabilities in Europe, America and Asia, Megadyne is well positioned to be your partner in design, where tomorrow's solutions can be delivered today.



The following trademarks have been registered in the United States Patent and Trademark Office by their owners:

- Accu-Link® and UniMatch® are registered trademarks of Jason Industrial (Megadyne Group)
- RPP® is a registered trademark of the Timken company (formerly Carlisle)
- Poly Chain®, PCGT®, HTD Profile®, PowerGrip® and GT® are registered trademarks of the Gates Corporation
- Isoran® is a registered trademark of Dayco Europe S.R.L.
- Kevlar® is a registered trademark of DuPont
- Flexonic® is a registered trademark of Hutchinson

 **WARNING:** This catalog contains products that can expose you to chemicals including carbon black, DINP, and/or lead which is known in the state of California to cause cancer, birth defects or other reproductive harm. For more information visit www.P65WARNINGS.ca.gov

Industries Served		3
Drive Belt Nomenclature	V-Belt	5
	Synchronous	6
Tooth Profile Dimensions		7
SYNCHRONOUS BELTS		
Platinum - Ultra High Torque	PLT8M, PLT14M	9
RPP® Gold - Super High Torque	8MG, 14MG	11
RPP® Silver2 - Extra High Torque	8MS2, 14MS2	13
RPP® - High Torque	RPP3, RPP5, RPP5MS, RPP8, RPP14	15
RPP® Dual Sided	DRPP5, DRPP8, DRPP14	18
Standard Timing (Imperial)	MXL, XL, L, H, XH, XXH	20
Dual Sided Standard (Imperial)	DXL, DL, DH	23
Open End Synchronous – Single Sided Timing Belt	LMXL, LXL, LL, LH, LXH, LRPP3, LRPP5, LRPP5MS LRPP8, LRPP8MS2	25
Dual Sided Open End Standard Timing	DLL, DLH	26
RPP® Megapaint Silicone-Free	PNT8	27
Open-End RPP®-Steel	LRPP8S, LRPP14S	29
Special Widths and Custom Branding		30
Special Construction		31
Made To Order Special Products		32
Roller Mill Belts	Synchronous + Multi-Rib & Dual Sided + Multi-Rib	33
Megapower - Molded Endless Polyurethane	MXL, XL, L, H, T2, T2.5	35
Megapower2 - Molded Endless Polyurethane	T5, T5DL, T10, T10DL, AT5, AT10	35
V-BELTS		
Fractional Horsepower (FHP)	3L	42
UniMatch® Classical Multi-Plus	A (4L), B (5L), C, D, E	43
UniMatch® Cogged Raw Edge Classical	AX, BX, CX	48
UniMatch® Deep Wedge	3V, 5V, 8V	50
UniMatch® Cogged Raw Edge Deep Wedge	3VX, 5VX	52
UniMatch® SP Series Metric	SPZ, SPA, SPB, SPC	54
UniMatch® XP Series Metric Cogged	XPZ, XPA, XPB, XPC	58
Accu-Link® - Detachable Tab Type Link Belt	3L, A, B, C, CC	60
Open End V-Belt	3L/O, A, B, C	61
Double-V Hexagonal Classical	AA, BB, CC	62
Double-V Hexagonal Classical for Poultry Industry	AA, BB,	64
Neoflex 60° Wide Angle Rubber V-Belt	7M	65
MXV Super Duty V- Clutching Fabric w/Aramid Cord	MXV3, MXV4, MXV5	66
BANDED V-BELTS		
UniMatch® Banded Classical	RB, RC, RB	69
UniMatch® Banded Deep Wedge	R3V, R5V, R8V	71
UniMatch® Banded Deep Wedge with Kevlar	R8VK	73
UniMatch® Banded Cogged Raw Edge Deep Wedge	R3VX, R5VX	75
MULTI-RIB V-BELTS		
Multi-Rib (rubber)	J, L, M	77
Megarib (polyurethane)	PH, PJ, TB2	79
VARIABLE SPEED		
Variable Speed - North American	ARPM Standard Sizes	81
Metric ISO	R1604 Standard	85
European Metric		86
Variable Speed for Eurodrive Units		85
Asymmetrical for Schlaforst Open End Spinning Machines		86
PULLEYS & BUSHINGS		
Pulleys & Bushings		
Light & Heavy Duty, Variable Pitch, AL (Blower), QD, Synchronous, Made-To-Order		87
BELT ACCESSORIES		
V-Belt Display		89
V-Belt Wall Rack		89
Sheave Gauge		89
V-Belt Measurer		89
Tension Tester Gauge		89
Electronic Tension Meter	DTM Micro	89
Terms, Conditions and Limited Warranty of Sale		90




INDUSTRIES SERVED

Megadyne offers a complete line of Rubber Power Transmission Belts used in a wide variety of industries and applications ranging from small appliances to large industrial equipment.


Regardless of your power transmission needs, we have a product in our comprehensive range of belting that will suit your needs.



AGRICULTURE



AUTOMOTIVE & TIRE



CERAMIC, GLASS, BRICK & STONE



COMMERCIAL APPLIANCES & EQUIPMENT



CONSTRUCTION & HEAVY INDUSTRY



FITNESS



ENERGY



LAWN & GARDEN




MACHINE TOOLS



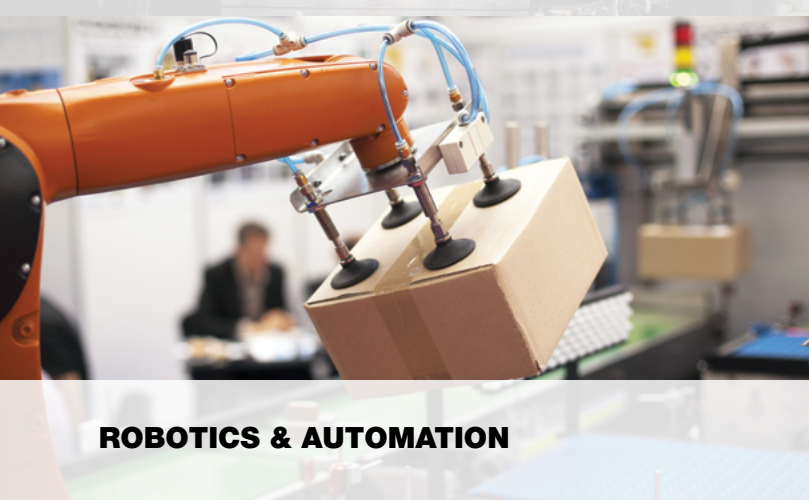
MATERIAL HANDLING



PACKAGING



PAPER & PRINT



ROBOTICS & AUTOMATION

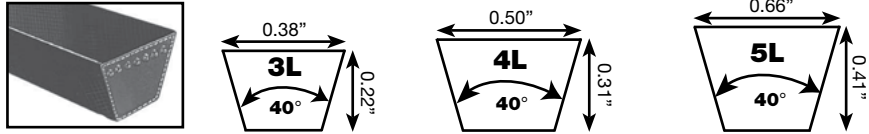


WOOD

DRIVE BELT NOMENCLATURE - V-BELTS

LIGHT DUTY

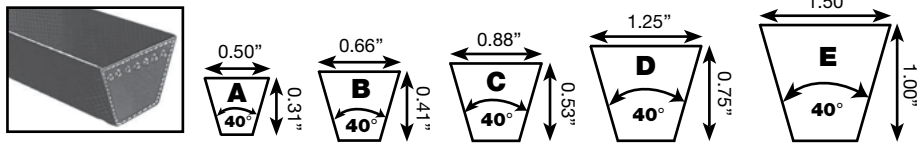
Fractional HP (FHP) - Suitable for light duty applications normally using fractional horsepower motors



CLASSICAL HEAVY DUTY

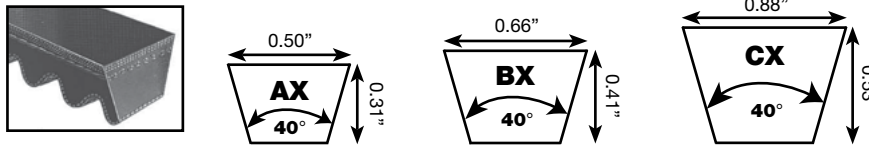
Multi-Plus® - UniMatch®

Wide range of sizes



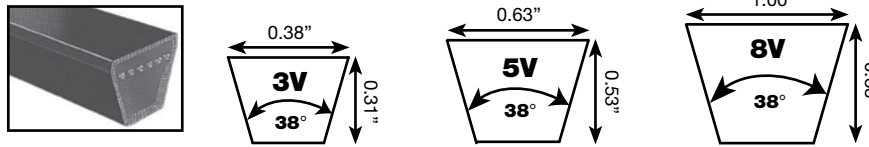
MOLDED COGGED

Cogs allow use of smaller diameter pulleys and provide heat dissipation. Raw Edge Sidewalls (no fabric cover) prevent slippage.



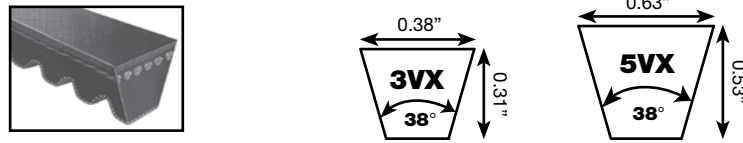
WEDGE

Narrower, deeper profile with higher power capability than classical v-belt. Allows for smaller, more compact drives.



WEDGE COGGED


Same properties of Wedge. Cogged for greater flexibility and heat dissipation. Raw Edge Sidewalls (no fabric cover) prevent slippage.



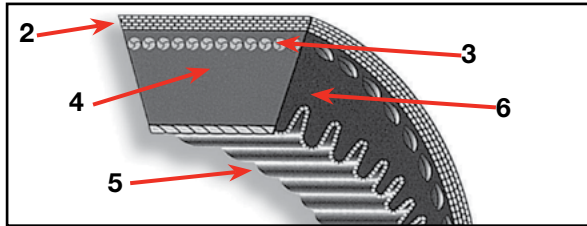
V-Belt Type	Identified By	Part Number Example	Approximate Outside Length
Fractional HP (FHP)	Effective Length	4L500 =	50"
Classical Multi-Plus	Standard Length Designation	A48 =	
Fractional HP	Effective Length	5L500 =	
Classical Multi-Plus	Standard Length Designation	B47 =	
Classical Cogged	Standard Length Designation	AX48 =	
Narrow Deep Wedge/Cogged	Effective Length	5V500/5VX500 =	

NOTE: Length information values in the above table are approximate. Industry standards require that to accurately measure a belt, it must be installed on a fixture with two pulleys of prescribed dimension and tensioned to a specific value. Accurate values cannot be measured by hand on a free length of belt.

WRAPPED V-BELT



RAW EDGE V-BELT



BELT CONSTRUCTION

- 1. Rubberized Fabric Cover** Cover envelops entire belt and protects the belt core
- 2. Top Fabric** Provides heat & oil resistance
- 3. Load Carrying Section** Cords/Tensile members give ability to transmit power and ensure uniform load distribution
- 4. Compression Section** Elastomer resists compression fatigue and dissipates internal heat build-up. Provides firm lateral pressure against sheave sidewall and distributes the load to the cords.
- 5. Precision Molded Cogs** Provides additional flexibility, allows for use of smaller sheave diameters, aids in heat dissipation.
- 6. Raw Edge Sidewalls** Exposed rubber sidewalls (no fabric covering) provide greater grip for reduced slippage.

DRIVE BELT NOMENCLATURE - SYNCHRONOUS BELTS

The terms synchronous belt and timing belt are used interchangeably in the power transmission industry. Technically speaking, "timing belt" refers to the trapezoidal tooth standard timing belt. Standard timing belts represent the original, older tooth profile technology. Newer, improved tooth profiles (curvilinear and parabolic) combined with superior upgraded tensile members (cord) and compounds exceed the performance of standard timing belt allowing much higher horsepower and torque to be transmitted, often in a smaller, more compact, overall drive space. The drive space can be more compact with curvilinear and parabolic belts because their higher horsepower capabilities allow the use of a narrower belt width. Even though the newer curvilinear and parabolic tooth profiles are preferred for higher horsepower/torque applications, trapezoidal belts are still widely used in drives where precise registration is required.

Standard Timing Belts - Trapezoidal Tooth Profile

Belt Type/Pitch Code	Service Duty	Tooth Pitch (inch)		Pitch length Designation
MXL	mini-extra light	2/25	0.080	pitch length expressed in hundredths of an inch
XL	extra light	1/5	0.200	pitch length expressed in tenths of an inch
L	light	3/8	0.375	
H	heavy	1/2	0.500	
XH	extra heavy	7/8	0.875	
XXH	extra extra heavy	1-1/4	1.250	

Standard timing belts are specified by belt length in inches times 10, (except MXL - see above) belt pitch code and a three-digit belt width code, which is the decimal inch-width multiplied by 100

Metric Synchronous Belts - Curvilinear Parabolic

Belt Type	Power Rating	Tooth Profile	Pitch Codes/Tooth Pitch (mm)				Anti-Static Properties
			3M	5M	8M	14M	
RPP®	high torque	parabolic	3M	5M	8M	14M	-
RPP® Silver	extra high torque	parabolic	-	5MS	-	-	-
RPP® Silver2	extra high torque	parabolic	-	-	8MS	14MS	*yes
RPP® Gold	super high torque	parabolic	-	**5MG	8MG	14MG	*yes
Platinum	ultra high torque	parabolic	-	-	PLT8	PLT14	-

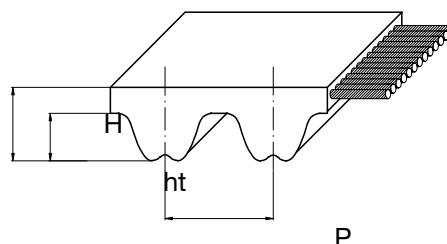
* Conforms to ISO 9563 standard for anti-static properties

** RPP Gold in 5 mm pitch (5MG) is available upon request

All dimensions of Metric Synchronous belts are expressed in millimeters (pitch length, tooth pitch, width)

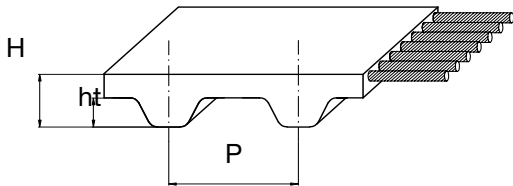
Synchronous/Timing belts are identified by their tooth profile and tooth pitch.

Tooth pitch is the distance between the center of two adjacent belt teeth.

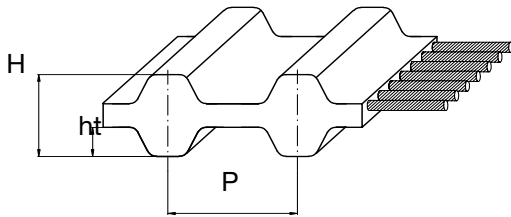


Note: All belt size dimensions in this publication are nominal.

Synchronous Belt - Tooth Profile Dimensions



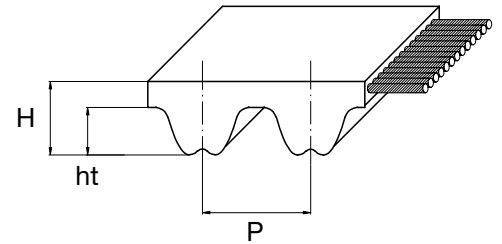
Imperial/Standard (trapezoidal)							
Belt Dimensions (inch)		MXL	XL	L	H	XH	XXH
			1/5	3/8	1/2	7/8	1-1/4
Pitch	P	0.080	0.200	0.375	0.500	0.875	1.250
Tooth Height	ht	0.020	0.050	0.075	0.090	0.250	0.375
Belt Height	H	0.045	0.094	0.140	0.173	0.448	0.600



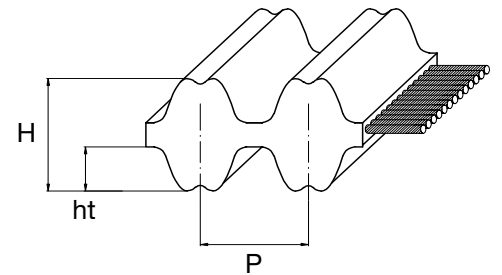
Imperial/Standard - Dual Sided (trapezoidal)				
Belt Dimensions (inch)		Double Sided		
		DXL	DL	DH
Pitch	P	0.200	0.375	0.500
Tooth Height	ht	0.050	0.075	0.090
Belt Height	H	0.120	0.180	0.232

Synchronous Belt - Tooth Profile Dimensions

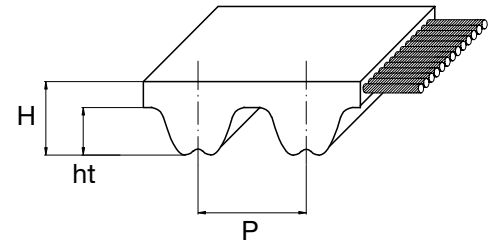
RPP (parabolic)					
Belt Dimensions (mm)		RPP3	RPP5	RPP8	RPP14
Pitch	P	3	5	8	14
Tooth Height	ht	1.15	2.00	3.20	6.00
Belt Height	H	2.40	3.80	5.40	9.70



RPP - Dual Sided (parabolic)				
Belt Dimensions (mm)		Double Sided		
		RPP5	RPP8	RPP14
Pitch	P	5	8	14
Tooth Height	ht	2.00	3.20	6.00
Belt Height	H	5.20	7.80	13.70

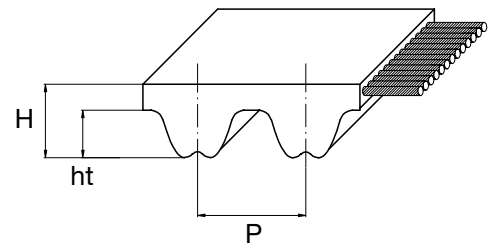


RPP Silver 2 (parabolic)				
Belt Dimensions (mm)		Silver 5M*	Silver2 8M	Silver2 14M
Pitch	P	5	8	14
Tooth Height	ht	2.00	3.20	6.00
Belt Height	H	3.80	5.40	9.70

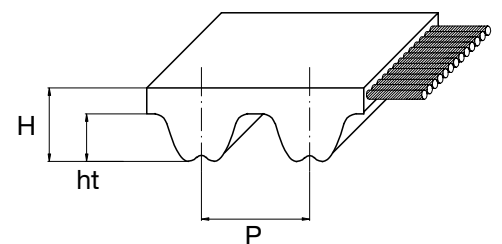


* Available only in Silver construction (not Silver2)

RPP Gold (parabolic)				
Belt Dimensions (mm)		Gold 5M	Gold 8M	Gold 14M
Pitch	P	5	8	14
Tooth Height	ht	2.00	3.20	6.00
Belt Height	H	3.80	5.40	9.70



Platinum (parabolic)			
Belt Dimensions (mm)		Platinum 8M	Platinum 14M
Pitch	P	8	14
Tooth Height	ht	3.20	6.00
Belt Height	H	5.40	9.70



SYNCHRONOUS BELTS



Platinum

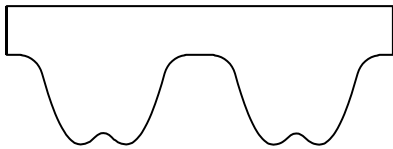
Ultra High Torque 8M, 14M RPC Parabolic Tooth Profile

Platinum is an Ultra-High Performance, rubber-based belt. "Dual Core" Hybrid Tensile Cord Technology, combined with a nitrile-based HNBR compound body, results in a product capable of handling the most demanding drives replacing roller chains, gears and Poly Chain®. The "RPC" belt tooth profile is an evolution of the industry standard RPP®. It is fully interchangeable with HTD Profile®, RPP and Poly Chain pulley tooth profiles. The RPC belt tooth profile allows upgrade of existing drive systems (RPP, HTD Profile, Poly Chain and PowerGrip® GT® 2) without replacing the existing pulleys. Platinum is a true "drop-in" replacement on all commonly used deep tooth pulley profiles.

PLATINUM synchronous belts are specified by pitch length, tooth pitch and width in millimeters - **Example: 3500PLT14M65**



WARNING: This product can expose you to chemicals including carbon black, which is known to the State of California to cause cancer or birth defects or other reproductive harm. For more information visit www.P65WARNINGS.ca.gov



PART NOMENCLATURE

3500PLT14M62

- 3500** = Pitch length (3500mm)
PLT = Platinum belt construction
14M = Tooth Pitch (14 mm)
62 = Belt width (62 mm)

Pitch Code	Tooth Pitch (mm)	Standard Widths/Width Codes (mm)									Pitch Lengths (mm)
		12	20	21	36	37	62	68	90	125	
PLT8	8	12	-	21	36	-	62	-	-	-	248 thru 4400
PLT14	14	-	20	-	-	37	-	68	90	125	994 thru 4956

Standard widths shown. Can be cut to any width desired.

Features & Benefits

- RPC Tooth Profile** Compatible with Poly Chain, RPP, HTD Profile and PowerGrip GT 2 pulleys
- Highest Power Capacity** Reduced belt/pulley width means less noise and drive weight, bearing load and cost, with increased efficiency and energy savings
- Dual Core Hybrid Tensile Cord** Guarantees high power capability and maintenance-free operation
- Greater Length Range** More available lengths than any competitor
- Lower Noise** RPC low noise tooth profile combined with HNBR rubber is quieter than polyurethane belt
- High Temperature Capability** Up to 239°F versus 185°F for polyurethane
- HNBR Rubber Construction** Better flexibility than polyurethane belts. Superior dimensional stability.

Construction

- Compound** HNBR with high resistance to petroleum oils and solvents
- Tensile Cord** Dual Core Hybrid tensile cord allows the highest power transmission capability
- Tooth Cover** Specially treated polyamide fabric to reduce friction and pulley wear
- Tooth Profile** RPC Parabolic - full interchange with HTD Profile, RPP and Poly Chain profile pulleys

Technical Info

- Applications** Drives requiring maximum efficiency, synchronous operation and the highest power capacity. General industry, conveyors, industrial equipment, machine tools, hand power tools, etc.
- Engineering Standards** Conforms to ARPM IP-27 and ISO 13050 standard tolerances
- Temperature Range** -31°F / +239°F (-35°C / +115°C)
- Recommended Pulleys** Use pulleys made to ARPM or ISO 13050 standards
- Special Widths** Can be supplied in any width - available upon request
- Silicone-Free Packaging** Also available individually packaged - non-stock, made to order

Platinum

Ultra High Torque 8M, 14M RPC Parabolic Tooth Profile

AVAILABLE SIZES

Additional lengths may be available.
Contact Megadyne for sizes not listed.

Platinum 8M		
Belt Type	Pitch Length (mm)	Number of Teeth
248PLT8	248	31
288PLT8	288	36
352PLT8	352	44
384PLT8	348	48
408PLT8	408	51
416PLT8	416	52
456PLT8	456	57
480PLT8	480	60
544PLT8	544	68
560PLT8	560	70
600PLT8	600	75
608PLT8	608	76
640PLT8	640	80
720PLT8	720	90
800PLT8	800	100
840PLT8	840	105
880PLT8	880	110
896PLT8	896	112
920PLT8	920	115
960PLT8	960	120
1000PLT8	1000	125

Platinum 8M		
Belt Type	Pitch Length (mm)	Number of Teeth
1040PLT8	1040	130
1080PLT8	1080	135
1120PLT8	1120	140
1160PLT8	1160	145
1200PLT8	1200	150
1224PLT8	1224	153
1280PLT8	1280	160
1440PLT8	1440	180
1464PLT8	1464	183
1600PLT8	1600	200
1760PLT8	1760	220
1792PLT8	1792	224
1800PLT8	1800	225
2000PLT8	2000	250
2200PLT8	2200	275
2240PLT8	2240	280
2400PLT8	2400	300
2520PLT8	2520	315
2600PLT8	2600	325
2800PLT8	2800	350
2840PLT8	2840	355
3048PLT8	3048	381
3200PLT8	3200	400
3280PLT8	3280	410
3600PLT8	3600	450
4000PLT8	4000	500
4400PLT8	4400	550

Platinum 14M		
Belt Type	Pitch Length (mm)	Number of Teeth
994PLT14	994	71
1092PLT14	1092	78
1120PLT14	1120	80
1190PLT14	1190	85
1260PLT14	1260	90
1288PLT14	1288	92
1400PLT14	1400	100
1512PLT14	1512	108
1568PLT14	1568	112
1610PLT14	1610	115
1750PLT14	1750	125
1778PLT14	1778	127
1890PLT14	1890	135
1960PLT14	1960	140
2100PLT14	2100	150
2240PLT14	2240	160
2310PLT14	2310	165
2380PLT14	2380	170
2450PLT14	2450	175
2520PLT14	2520	180
2590PLT14	2590	185
2660PLT14	2660	190
2800PLT14	2800	200
3136PLT14	3136	224
3150PLT14	3150	225
3304PLT14	3304	236
3360PLT14	3360	240
3500PLT14	3500	250
3850PLT14	3850	275
3920PLT14	3920	280
4326PLT14	4326	309
4410PLT14	4410	315
4956PLT14	4956	354



WARNING: This product can expose you to chemicals including carbon black, which is known to the State of California to cause cancer or birth defects or other reproductive harm. For more information visit www.P65WARNINGS.ca.gov

SYNCHRONOUS BELTS

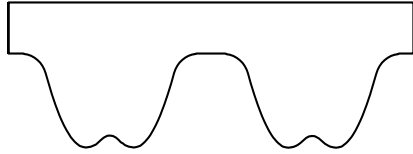


Super High Torque 8M, 14M - Parabolic Tooth Profile

Isoran® RPP® Gold is the result of Megadyne's continued focus on developing high-performance drive systems for every level of performance required. Belt features such as lower weight, quieter running, high torque capability and reduced maintenance costs assure RPP Gold can be used in a wide range of industrial applications where a super high-torque synchronous drive is required.

Isoran RPP Gold Synchronous Belts are specified by pitch length, tooth pitch and belt width in millimeters -

Example: 1800-8MG-50



WARNING: This product can expose you to chemicals including carbon black, which is known to the State of California to cause cancer or birth defects or other reproductive harm. For more information visit www.P65WARNINGS.ca.gov

PART NOMENCLATURE **1800-8MG-50**

1800 = Pitch length (1800mm)
8M = Tooth Pitch (8mm)
G = Gold belt construction
50 = Width (50mm)

Pitch Code	Tooth Pitch (mm)	Standard Widths/Width Codes (mm)								Pitch Lengths (mm)
		20	30	40	50	55	85	115	170	
5MG	5	available upon request - made to order								180 thru 2525
8MG	8	20	30	-	50	-	85	-	-	248 thru 4400
14MG	14	-	-	40	-	55	85	115	170	966 thru 4956

Standard widths shown. Can be cut to any width desired.

Features & Benefits

High-Performance Fiberglass Tensile Cord	Excellent dimensional stability. Higher power capability
Hi-Performance Rubber	Increased power capacity; oil and heat resistant
Double Polyamide Tooth Cover	Self-lubricating for low friction and long wear
RPP Tooth Profile	RPP (reinforced parabolic profile) - interchangeable with any RPP or HTD Profile pulley
Reduced Noise	RPP tooth profile is recognized as the quietest system on the market
Anti-Static Properties	Conforms to ISO 9563 and BS 2050 standards for anti-static properties

Construction

Compound	Hi-Performance Chloroprene
Cord	Hi-Performance Fiberglass
Tooth Cover	Double Layer Polyamide fabric, specially treated to reduce friction and pulley wear
Tooth Profile	RPP Parabolic

Technical Info

Applications	Where increased efficiency or synchronous operation and higher power capacity than RPP® Silver2 is required. General industry, conveyors, industrial equipment, machine and hand power tools, etc.
Engineering Standards	Conforms to ARPM IP-27 and ISO 13050 standards
Temperature Range	-13°F/+176°F (-25°C/+80°C)
Recommended Pulleys	Use pulleys made to ARPM or ISO 13050 standards
Special Widths	Can be supplied in any width - available upon request
Dual Sided	Upon request RPP Gold is available in Dual-Sided construction.

5M Pitch: Upon request RPP Gold is available in 5mm pitch construction.

Super High Torque 8M, 14M - Parabolic Tooth Profile

AVAILABLE SIZES

Additional lengths may be available.
Contact Megadyne for sizes not listed.



RPP GOLD - 5M

Contact Megadyne for this high performance 5mm pitch

RPP GOLD 8M		
Belt Type	Pitch Length (mm)	Number of Teeth
248-8MG	248	31
288-8MG	288	36
320-8MG	320	40
352-8MG	352	44
360-8MG	360	45
376-8MG	376	47
384-8MG	384	48
408-8MG	408	51
416-8MG	416	52
424-8MG	424	53
456-8MG	456	57
480-8MG	480	60
536-8MG	536	67
544-8MG	544	68
560-8MG	560	70
600-8MG	600	75
608-8MG	608	76
632-8MG	632	79
640-8MG	640	80
680-8MG	680	85
720-8MG	720	90
760-8MG	760	95
800-8MG	800	100
840-8MG	840	105
880-8MG	880	110
896-8MG	896	112
920-8MG	920	115
960-8MG	960	120
1000-8MG	1000	125

RPP GOLD 8M		
Belt Type	Pitch Length (mm)	Number of Teeth
1040-8MG	1040	130
1080-8MG	1080	135
1120-8MG	1120	140
1160-8MG	1160	145
1200-8MG	1200	150
1224-8MG	1224	153
1280-8MG	1280	160
1352-8MG	1352	169
1424-8MG	1424	178
1440-8MG	1440	180
1464-8MG	1464	183
1600-8MG	1600	200
1680-8MG	1680	210
1760-8MG	1760	220
1792-8MG	1792	224
1800-8MG	1800	225
1904-8MG	1904	238
2000-8MG	2000	250
2200-8MG	2200	275
2240-8MG	2240	280
2272-8MG	2272	284
2400-8MG	2400	300
2520-8MG	2520	315
2600-8MG	2600	325
2800-8MG	2800	350
2840-8MG	2840	355
3048-8MG	3048	381
3200-8MG	3200	400
3280-8MG	3280	410
3600-8MG	3600	450
4000-8MG	4000	500
4400-8MG	4400	550

RPP GOLD - 14M		
Belt Type	Pitch Length (mm)	Number of Teeth
966-14MG	966	69
994-14MG	994	71
1092-14MG	1092	78
1106-14MG	1106	79
1120-14MG	1120	80
1190-14MG	1190	85
1260-14MG	1260	90
1288-14MG	1288	92
1344-14MG	1344	96
1400-14MG	1400	100
1442-14MG	1442	103
1512-14MG	1512	108
1568-14MG	1568	112
1610-14MG	1610	115
1750-14MG	1750	125
1764-14MG	1764	126
1778-14MG	1778	127
1848-14MG	1848	132
1890-14MG	1890	135
1904-14MG	1904	136
1960-14MG	1960	140
2100-14MG	2100	150
2240-14MG	2240	160
2310-14MG	2310	165
2380-14MG	2380	170
2450-14MG	2450	175
2520-14MG	2520	180
2590-14MG	2590	185
2660-14MG	2660	190
2800-14MG	2800	200
2968-14MG	2968	212
3136-14MG	3136	224
3150-14MG	3150	225
3304-14MG	3304	236
3360-14MG	3360	240
3500-14MG	3500	250
3850-14MG	3850	275
3920-14MG	3920	280
4326-14MG	4326	309
4410-14MG	4410	315
4578-14MG	4578	327
4956-14MG	4956	354



WARNING: This product can expose you to chemicals including carbon black, which is known to the State of California to cause cancer or birth defects or other reproductive harm. For more information visit www.P65WARNINGS.ca.gov

SYNCHRONOUS BELTS



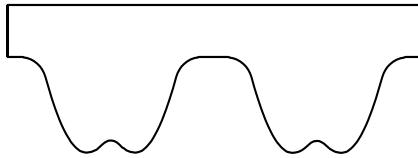
RPP Silver2

Extra High Torque 8M, 14M Parabolic Tooth Profile

The new Silver2 is an advanced evolution of the original Silver product family producing an increase of load capacity of up to 50% over the previous Silver product. This is due to an innovative fiber reinforced rubber compound giving better tooth strength and permitting more compact drives. Silver2 retains all the previous advantages of interchangeability with deep profile pulley systems.

Isoran® RPP® Silver2 Synchronous Belts are specified by pitch length, tooth pitch and belt width in millimeters -

Example: 1800-8MS2-50



WARNING: This product can expose you to chemicals including carbon black, which is known to the State of California to cause cancer or birth defects or other reproductive harm. For more information visit www.P65WARNINGS.ca.gov

PART NOMENCLATURE

1800-8MS2-50

- 1800** = Pitch length (1800mm)
- 8M** = Tooth pitch (8mm)
- S2** = Silver2 belt construction
- 50** = Belt width (50mm)

Pitch Code	Tooth Pitch (mm)	Standard Widths/Width Codes (mm)								Pitch Lengths (mm)
		20	30	40	50	55	85	115	170	
8MS2	8	20	30	-	50	-	85	-	-	248 thru 4400
14MS2	14	-	-	40	-	55	85	115	170	966 thru 4956

Standard widths shown. Can be cut to any width desired.

Features & Benefits

- Increased Load Capacity** Up to 50% over previous Silver construction
- Drive Upgrade** Increases drive capacity with existing pulleys
- RPP Tooth Profile** RPP (reinforced parabolic profile) - interchangeable with any RPP or HTD Profile pulley
- Reduced Noise** RPP tooth profile is recognized as quietest synchronous rubber system in power transmission
- Anti-Static Properties** Conforms to ISO 9563 standard for anti-static properties

Construction

- Compound** Fiber Loaded Nitrile
- Cord** Fiberglass
- Tooth Cover** Specially treated polyamide fabric to reduce friction and pulley wear
- Tooth Profile** RPP Parabolic

Technical Info

- Applications** Drives requiring increased efficiency or synchronous operation and higher power capacity than standard synchronous belts. General industry, conveyors, industrial equipment, machine tools, hand power tools, etc.
- Engineering Standards** Conforms to ARPM IP-27 and ISO 13050 standards
- Temperature Range** -13°F/+176°F (-25°C/+80°C)
- Special Widths** Can be supplied in any width - available upon request
- Recommended Pulleys** Use pulleys made to ARPM or ISO 13050 standards

Extra High Torque 8M, 14M Parabolic Tooth Profile

AVAILABLE SIZES

Additional lengths may be available.
Contact Megadyne for sizes not listed.



SILVER2 8M		
Belt Type	Pitch Length (mm)	Number of Teeth
248-8MS2	248	31
288-8MS2	288	36
320-8MS2	320	40
352-8MS2	352	44
360-8MS2	360	45
376-8MS2	376	47
384-8MS2	384	48
408-8MS2	408	51
416-8MS2	416	52
456-8MS2	456	57
480-8MS2	480	60
536-8MS2	536	67
544-8MS2	544	68
560-8MS2	560	70
600-8MS2	600	75
608-8MS2	608	76
632-8MS2	632	79
640-8MS2	640	80
680-8MS2	680	85
720-8MS2	720	90
760-8MS2	760	95
800-8MS2	800	100
840-8MS2	840	105
880-8MS2	880	110
896-8MS2	896	112
920-8MS2	920	115
960-8MS2	960	120
1000-8MS2	1000	125

SILVER2 8M		
Belt Type	Pitch Length (mm)	Number of Teeth
1040-8MS2	1040	130
1080-8MS2	1080	135
1120-8MS2	1120	140
1160-8MS2	1160	145
1200-8MS2	1200	150
1224-8MS2	1224	153
1280-8MS2	1280	160
1352-8MS2	1352	169
1424-8MS2	1424	178
1440-8MS2	1440	180
1464-8MS2	1464	183
1600-8MS2	1600	200
1680-8MS2	1680	210
1760-8MS2	1760	220
1792-8MS2	1792	226
1800-8MS2	1800	225
1904-8MS2	1904	238
2000-8MS2	2000	250
2200-8MS2	2200	275
2240-8MS2	2240	280
2272-8MS2	2272	284
2400-8MS2	2400	300
2520-8MS2	2520	315
2600-8MS2	2600	325
2800-8MS2	2800	350
2840-8MS2	2840	355
3048-8MS2	3048	381
3200-8MS2	3200	400
3280-8MS2	3280	410
3600-8MS2	3600	450
4000-8MS2	4000	500
4400-8MS2	4400	550

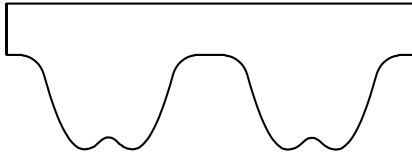



SILVER2 14M		
Belt Type	Pitch Length (mm)	Number of Teeth
966-14MS2	966	69
994-14MS2	994	71
1092-14MS2	1092	78
1106-14MS2	1106	79
1120-14MS2	1120	80
1190-14MS2	1190	85
1260-14MS2	1260	90
1288-14MS2	1288	92
1344-14MS2	1344	96
1400-14MS2	1400	100
1442-14MS2	1442	103
1512-14MS2	1512	108
1568-14MS2	1568	112
1610-14MS2	1610	115
1750-14MS2	1750	125
1764-14MS2	1764	126
1778-14MS2	1778	127
1848-14MS2	1848	132
1890-14MS2	1890	135
1904-14MS2	1904	136
1960-14MS2	1960	140
2100-14MS2	2100	150
2240-14MS2	2240	160
2310-14MS2	2310	165
2380-14MS2	2380	170
2450-14MS2	2450	175
2520-14MS2	2520	180
2590-14MS2	2590	185
2660-14MS2	2660	190
2800-14MS2	2800	200
2968-14MS2	2968	212
3136-14MS2	3136	224
3150-14MS2	3150	225
3304-14MS2	3304	236
3360-14MS2	3360	240
3500-14MS2	3500	250
3850-14MS2	3850	275
3920-14MS2	3920	280
4326-14MS2	4326	309
4410-14MS2	4410	315
4578-14MS2	4578	327
4956-14MS2	4956	354



WARNING: This product can expose you to chemicals including carbon black, which is known to the State of California to cause cancer or birth defects or other reproductive harm. For more information visit www.P65WARNINGS.ca.gov

SYNCHRONOUS BELTS



RPP® High Torque 3M, 5M, 5MS, 8M, 14M Parabolic Tooth Profile

The RPP synchronous belt, with its reinforced parabolic tooth profile, is recognized as the quietest in the industry and is ideal for a wide range of applications. Fiberglass tensile member reinforcement ensures high torque power transmission, minimal elongation and high flexibility while the high quality chloroprene rubber compound provides excellent wear resistance and increased service life. A self-lubricating nylon fabric gives exceptional wear protection to the belt teeth.

RPP Synchronous Belts are specified by pitch length, tooth pitch and belt width in millimeters - **Example: 720-RPP8-30**



WARNING: This product can expose you to chemicals including carbon black, which is known to the State of California to cause cancer or birth defects or other reproductive harm. For more information visit www.P65WARNINGS.ca.gov

PART NOMENCLATURE

720-RPP8-30

720 = Pitch length (720mm)

RPP = Parabolic tooth profile

8 = Tooth Pitch (8mm)

30 = Belt width (30mm)

Pitch Code	Tooth Pitch (mm)	Standard Widths/Width Codes (mm)											Pitch Lengths (mm)	
		6	9	15	20	25	30	40	50	55	85	115		170
RPP3	3	06	09	15	-	-	-	-	-	-	-	-	-	90 thru 1863
RPP5	5	-	09	15	-	25	-	-	-	-	-	-	-	180 thru 2525
5MS	5	available upon request - made to order											180 thru 2525	
RPP8	8	-	-	-	20	-	30	-	50	-	85	-	-	600 thru 4400
RPP14	14	-	-	-	-	-	-	40	-	55	85	115	170	966 thru 4956

Standard widths shown. Can be cut to any width desired.

Features & Benefits

Fiberglass Tensile Cord

Chloroprene Belt Body

Polyamide Tooth Cover

RPP Tooth Profile

High dimensional stability and maximum flexibility

Heat and ozone resistant; high tooth shear resistance

Durability and wear resistance, increased power capacity

Low noise profile, recognized as quietest on the market

Construction

Compound

Chloroprene

Cord

Fiberglass

Tooth Cover

Specially treated polyamide fabric to reduce friction and pulley wear

Tooth Profile

RPP (reinforced parabolic profile) - interchangeable with any RPP or HTD Profile pulley

Technical Info

Applications

Drives requiring premium efficiency or synchronous operation and higher power capacity than trapezoidal timing belts. Used on conveyors, industrial equipment, machine tools, hand power tools and agricultural equipment where high power density is needed.

Engineering Standards

Conforms to ARPM IP-27 and ISO 13050 standards

Temperature Range

-13°F/+176° (-25°C/+80°C)

Recommended Pulleys

Use pulleys made to ARPM/ISO standards

Non-Standard Lengths

Sizes not listed may be available - Contact Megadyne

Hi-Performance 5mm Pitch

Available in 5mm pitch Silver 5MS construction for hi-performance capability

Special Widths

Can be supplied in any width - available upon request

RPP® High Torque 3M, 5M, 5MS Parabolic Tooth Profile AVAILABLE SIZES

Additional lengths may be available.
Contact Megadyne for sizes not listed.

RPP 3		
Belt Type	Pitch Length (mm)	Number of Teeth
90-RPP3	90	30
105-RPP3	105	35
129-RPP3	129	43
141-RPP3	141	47
144-RPP3	144	48
147-RPP3	147	49
150-RPP3	150	50
159-RPP3	159	53
168-RPP3	168	56
174-RPP3	174	58
177-RPP3	177	59
180-RPP3	180	60
186-RPP3	186	62
195-RPP3	195	65
201-RPP3	201	67
204-RPP3	204	68
210-RPP3	210	70
213-RPP3	213	71
225-RPP3	225	75
231-RPP3	231	77
240-RPP3	240	80
243-RPP3	243	81
246-RPP3	246	82
249-RPP3	249	83
252-RPP3	252	84
255-RPP3	255	85
261-RPP3	261	87
264-RPP3	264	88
267-RPP3	267	89
270-RPP3	270	90
276-RPP3	276	92
285-RPP3	285	95
288-RPP3	288	96
291-RPP3	291	97
297-RPP3	297	99
300-RPP3	300	100
312-RPP3	312	104
318-RPP3	318	106
327-RPP3	327	109
330-RPP3	330	110
333-RPP3	333	111
336-RPP3	336	112
339-RPP3	339	113
345-RPP3	345	115
351-RPP3	351	117
357-RPP3	357	119
363-RPP3	363	121

RPP 3		
Belt Type	Pitch Length (mm)	Number of Teeth
375-RPP3	375	125
384-RPP3	384	128
390-RPP3	390	130
393-RPP3	393	131
405-RPP3	405	135
420-RPP3	420	140
423-RPP3	423	141
432-RPP3	432	144
447-RPP3	447	149
474-RPP3	474	158
480-RPP3	480	160
486-RPP3	486	162
489-RPP3	489	163
495-RPP3	495	165
501-RPP3	501	167
510-RPP3	510	170
513-RPP3	513	171
522-RPP3	522	174
531-RPP3	531	177
537-RPP3	537	179
564-RPP3	564	188
570-RPP3	570	190
573-RPP3	573	191
576-RPP3	576	192
579-RPP3	579	193
582-RPP3	582	194
597-RPP3	597	199
600-RPP3	600	200
633-RPP3	633	211
648-RPP3	648	216
669-RPP3	669	223
711-RPP3	711	237
735-RPP3	735	245
738-RPP3	738	246
747-RPP3	747	249
756-RPP3	756	252
804-RPP3	804	268
882-RPP3	882	294
945-RPP3	945	315
1062-RPP3	1062	354
1125-RPP3	1125	375
1245-RPP3	1245	415
1263-RPP3	1263	421
1500-RPP3	1500	500
1530-RPP3	1530	510
1863-RPP3	1863	621

RPP5		
Belt Type	Pitch Length (mm)	Number of Teeth
180-RPP5	180	36
225-RPP5	225	45
235-RPP5	235	47
245-RPP5	245	49
255-RPP5	255	51
265-RPP5	265	53
270-RPP5	270	54
280-RPP5	280	56
285-RPP5	285	57
295-RPP5	295	59
300-RPP5	300	60
305-RPP5	305	61
325-RPP5	325	65
330-RPP5	330	66
345-RPP5	345	69
350-RPP5	350	70
375-RPP5	375	75
400-RPP5	400	80
420-RPP5	420	84
425-RPP5	425	85
450-RPP5	450	90
455-RPP5	455	91
460-RPP5	460	92
465-RPP5	465	93
475-RPP5	475	95
500-RPP5	500	100
525-RPP5	525	105
535-RPP5	535	107
565-RPP5	565	113
575-RPP5	575	115
580-RPP5	580	116
600-RPP5	600	120
610-RPP5	610	122
615-RPP5	615	123
635-RPP5	635	127
640-RPP5	640	128
650-RPP5	650	130
670-RPP5	670	134
675-RPP5	675	135
700-RPP5	700	140
705-RPP5	705	141
710-RPP5	710	142
725-RPP5	725	145
740-RPP5	740	148

RPP5		
Belt Type	Pitch Length (mm)	Number of Teeth
750-RPP5	750	150
755-RPP5	755	151
800-RPP5	800	160
835-RPP5	835	167
850-RPP5	850	170
890-RPP5	890	178
900-RPP5	900	180
935-RPP5	935	187
940-RPP5	940	188
950-RPP5	950	190
980-RPP5	980	196
1000-RPP5	1000	200
1025-RPP5	1025	205
1050-RPP5	1050	210
1100-RPP5	1100	220
1125-RPP5	1125	225
1135-RPP5	1135	227
1195-RPP5	1195	239
1200-RPP5	1200	240
1240-RPP5	1240	248
1270-RPP5	1270	254
1420-RPP5	1420	284
1500-RPP5	1500	300
1595-RPP5	1595	319
1605-RPP5	1605	321
1690-RPP5	1690	338
1790-RPP5	1790	358
1800-RPP5	1800	360
1870-RPP5	1870	374
1895-RPP5	1895	379
1945-RPP5	1945	389
2000-RPP5	2000	400
2250-RPP5	2250	450
2350-RPP5	2350	470
2525-RPP5	2525	505

SILVER - 5MS
Extra High Torque
Contact Megadyne for this high performance 5mm pitch



WARNING: This product can expose you to chemicals including carbon black, which is known to the State of California to cause cancer or birth defects or other reproductive harm. For more information visit www.P65WARNINGS.ca.gov


SYNCHRONOUS BELTS

RPP® High Torque 8M, 14M Parabolic Tooth Profile

AVAILABLE SIZES

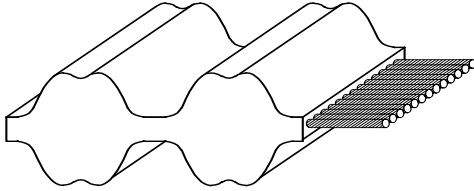
Additional lengths may be available.
Contact Megadyne for sizes not listed.

RPP8			RPP8			RPP14			RPP14		
Belt Type	Pitch Length (mm)	Number of Teeth	Belt Type	Pitch Length (mm)	Number of Teeth	Belt Type	Pitch Length (mm)	Number of Teeth	Belt Type	Pitch Length (mm)	Number of Teeth
248-RPP8	248	31	1080-RPP8	1080	135	966-RPP14	966	69	2240-RPP14	2240	160
288-RPP8	288	36	1120-RPP8	1120	140	994-RPP14	994	71	2310-RPP14	2310	165
320-RPP8	320	40	1160-RPP8	1160	145	1092-RPP14	1092	78	2380-RPP14	2380	170
352-RPP8	352	44	1200-RPP8	1200	150	1106-RPP14	1106	79	2450-RPP14	2450	175
360-RPP8	360	45	1224-RPP8	1224	153	1120-RPP14	1120	80	2520-RPP14	2520	180
376-RPP8	376	47	1280-RPP8	1280	160	1190-RPP14	1190	85	2590-RPP14	2590	185
384-RPP8	384	48	1352-RPP8	1352	169	1260-RPP14	1260	90	2660-RPP14	2660	190
408-RPP8	408	51	1424-RPP8	1424	178	1288-RPP14	1288	92	2800-RPP14	2800	200
416-RPP8	416	52	1440-RPP8	1440	180	1344-RPP14	1344	96	2968-RPP14	2968	212
424-RPP8	424	53	1464-RPP8	1464	183	1400-RPP14	1400	100	3136-RPP14	3136	224
456-RPP8	456	57	1600-RPP8	1600	200	1442-RPP14	1442	103	3150-RPP14	3150	225
480-RPP8	480	60	1680-RPP8	1680	210	1512-RPP14	1512	108	3304-RPP14	3304	236
536-RPP8	536	67	1760-RPP8	1760	220	1568-RPP14	1568	112	3360-RPP14	3360	240
544-RPP8	544	68	1792-RPP8	1792	224	1610-RPP14	1610	115	3500-RPP14	3500	250
560-RPP8	560	70	1800-RPP8	1800	225	1750-RPP14	1750	125	3850-RPP14	3850	275
600-RPP8	600	75	1904-RPP8	1904	238	1764-RPP14	1764	126	3920-RPP14	3920	280
608-RPP8	608	76	2000-RPP8	2000	250	1778-RPP14	1778	127	4326-RPP14	4326	309
632-RPP8	632	79	2200-RPP8	2200	275	1848-RPP14	1848	132	4410-RPP14	4410	315
640-RPP8	640	80	2240-RPP8	2240	280	1890-RPP14	1890	135	4578-RPP14	4578	327
680-RPP8	680	85	2272-RPP8	2272	284	1904-RPP14	1904	136	4956-RPP14	4956	354
720-RPP8	720	90	2400-RPP8	2400	300	1960-RPP14	1960	140			
760-RPP8	760	95	2520-RPP8	2520	315	2100-RPP14	2100	150			
800-RPP8	800	100	2600-RPP8	2600	325						
840-RPP8	840	105	2800-RPP8	2800	350						
880-RPP8	880	110	2840-RPP8	2840	355						
896-RPP8	896	112	3048-RPP8	3048	381						
920-RPP8	920	115	3200-RPP8	3200	400						
960-RPP8	960	120	3280-RPP8	3280	410						
1000-RPP8	1000	125	3600-RPP8	3600	450						
1040-RPP8	1040	130	4000-RPP8	4000	500						
			4400-RPP8	4400	550						



RPP® Dual Sided High Torque 5M, 8M, 14M Parabolic Tooth Profile

RPP Dual Sided High Torque belts are a high power and high precision class of belt. Compared to Imperial trapezoidal tooth belts they transmit more power in the same width or allow a reduction of width to transmit the same power. The parabolic profile transmits more power and reduces tooth jump and noise and is designed to be interchangeable with existing deep groove belt and pulley profiles. Molded teeth (not ground) on both sides of the belt allow 100% full power capability either side of the belt.



WARNING: This product can expose you to chemicals including carbon black, which is known to the State of California to cause cancer or birth defects or other reproductive harm. For more information visit www.P65WARNINGS.ca.gov

PART NOMENCLATURE	
D960-RPP8-30	
D	= Dual sided teeth
960	= Pitch length (mm)
RPP	= Parabolic Tooth Profile
8	= Tooth Pitch (mm)
30	= Belt width (mm)

Pitch Code	Tooth Pitch (mm)	Standard Widths/Width Codes (mm)											Pitch Lengths (mm)
		9	15	20	25	30	40	50	55	85	115	170	
DRPP5	5	09	15	20	25	-	-	-	-	-	-	-	600 thru 2525
DRPP8	8	-	-	20	-	30	-	50	-	85	-	-	600 thru 4400
DRPP14	14	-	-	-	-	-	40	-	55	85	115	170	966 thru 4956
Standard widths shown. Can be cut to any width desired.													

Features & Benefits

- Fiberglass Tensile Cord** High dimensional stability and maximum flexibility
- Chloroprene Belt Body** Heat and ozone resistance; high tooth shear resistance
- Nylon Tooth Cover** Durability and wear resistance, increased power capacity
- RPP Tooth Profile** Low noise profile, recognized as quietest on the market
- Dual Sided Belt Teeth** For serpentine drives, reverse rotation of driven shafts

Construction

- Compound** Chloroprene
- Cord** Fiberglass
- Tooth Cover** Nylon cover on molded teeth for full 100% power capability - both sides
- Tooth Profile** RPP (reinforced parabolic profile) - interchangeable with any RPP or HTD Profile pulley

Technical Info

- Applications** Drives requiring reverse rotation of driven shafts, serpentine layout. Used on conveyors, industrial equipment, machine tools, hand power tools and agricultural equipment where high power density is needed.
- Engineering Standards** Conforms to ARPM IP-27 and ISO 13050 standards
- Temperature Range** -13°F/+176°F (-25°C/+80°C)
- Recommended Pulleys** Use pulleys made to ARPM/ISO standards
- Non-Standard Lengths** Sizes not listed may be available - Contact Megadyne
- Special Widths** Can be supplied in any width - available upon request
- Special Construction** Available made to order in RPP Gold construction - Contact Megadyne

SYNCHRONOUS BELTS

RPP® Dual Sided High Torque 5M, 8M, 14M Parabolic Tooth Profile

AVAILABLE SIZES

Additional lengths may be available.
Contact Megadyne for sizes not listed.

RPP GOLD Dual-Sided
Contact Megadyne for this high performance construction




RPP5 - Dual Sided		
Belt Type	Pitch Length (mm)	Number of Teeth
D600-RPP5	600	120
D610-RPP5	610	122
D615-RPP5	615	123
D635-RPP5	635	127
D640-RPP5	640	128
D670-RPP5	670	134
D675-RPP5	675	135
D700-RPP5	700	140
D705-RPP5	705	141
D710-RPP5	710	142
D725-RPP5	725	145
D740-RPP5	740	148
D750-RPP5	750	150
D755-RPP5	755	151
D800-RPP5	800	160
D835-RPP5	835	167
D850-RPP5	850	170
D890-RPP5	890	178
D900-RPP5	900	180
D935-RPP5	935	187
D940-RPP5	940	188
D950-RPP5	950	190
D980-RPP5	980	196
D1000-RPP5	1000	200
D1025-RPP5	1025	205
D1050-RPP5	1050	210
D1100-RPP5	1100	220
D1125-RPP5	1125	225
D1135-RPP5	1135	227
D1195-RPP5	1195	239
D1200-RPP5	1200	240
D1240-RPP5	1240	248
D1270-RPP5	1270	254
D1420-RPP5	1420	284
D1500-RPP5	1500	300
D1595-RPP5	1595	319
D1605-RPP5	1605	321
D1690-RPP5	1690	338
D1790-RPP5	1790	358
D1800-RPP5	1800	360
D1870-RPP5	1870	374
D1895-RPP5	1895	379
D1945-RPP5	1945	389
D2000-RPP5	2000	400
D2250-RPP5	2250	450
D2525-RPP5	2525	505

RPP8 - Dual-Sided		
Belt Type	Pitch Length (mm)	Number of Teeth
D600-RPP8	600	75
D608-RPP8	608	76
D632-RPP8	632	79
D640-RPP8	640	80
D680-RPP8	680	85
D720-RPP8	720	90
D800-RPP8	800	100
D840-RPP8	840	105
D880-RPP8	880	110
D896-RPP8	896	112
D920-RPP8	920	115
D960-RPP8	960	120
D1000-RPP8	1000	125
D1040-RPP8	1040	130
D1080-RPP8	1080	135
D1120-RPP8	1120	140
D1160-RPP8	1160	145
D1200-RPP8	1200	150
D1224-RPP8	1224	153
D1280-RPP8	1280	160
D1352-RPP8	1352	169
D1424-RPP8	1424	178
D1440-RPP8	1440	180
D1464-RPP8	1464	183
D1600-RPP8	1600	200
D1680-RPP8	1680	210
D1760-RPP8	1760	220
D1800-RPP8	1800	225
D1904-RPP8	1904	238
D2000-RPP8	2000	250
D2200-RPP8	2200	275
D2240-RPP8	2240	280
D2272-RPP8	2272	284
D2400-RPP8	2400	300
D2520-RPP8	2520	315
D2600-RPP8	2600	325
D2800-RPP8	2800	350
D2840-RPP8	2840	355
D3048-RPP8	3048	381
D3200-RPP8	3200	400
D3280-RPP8	3280	410
D3600-RPP8	3600	450
D4400-RPP8	4400	550

RPP14 - Dual-Sided		
Belt Type	Pitch Length (mm)	Number of Teeth
D966-RPP14	966	69
D994-RPP14	994	71
D1092-RPP14	1092	78
D1106-RPP14	1106	79
D1120-RPP14	1120	80
D1190-RPP14	1190	85
D1260-RPP14	1260	90
D1288-RPP14	1288	92
D1344-RPP14	1344	96
D1400-RPP14	1400	100
D1442-RPP14	1442	103
D1512-RPP14	1512	108
D1568-RPP14	1568	112
D1610-RPP14	1610	115
D1750-RPP14	1750	125
D1764-RPP14	1764	126
D1778-RPP14	1778	127
D1848-RPP14	1848	132
D1890-RPP14	1890	135
D1904-RPP14	1904	136
D1960-RPP14	1960	140
D2100-RPP14	2100	150
D2240-RPP14	2240	160
D2310-RPP14	2310	165
D2380-RPP14	2380	170
D2450-RPP14	2450	175
D2520-RPP14	2520	180
D2590-RPP14	2590	185
D2660-RPP14	2660	190
D2800-RPP14	2800	200
D2968-RPP14	2968	212
D3150-RPP14	3150	225
D3136-RPP14	3136	224
D3304-RPP14	3304	236
D3360-RPP14	3360	240
D3500-RPP14	3500	250
D3850-RPP14	3850	275
D3920-RPP14	3920	280
D4326-RPP14	4326	309
D4410-RPP14	4410	315
D4578-RPP14	4578	327
D4956-RPP14	4956	354





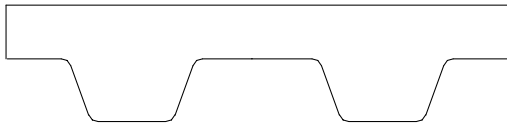
Standard Timing Belts MXL, XL, L, H, XH, XXH Trapezoidal Tooth Profile

Megadyne Standard Timing belts have fiberglass tension members, chloroprene body with nylon covered teeth and are homogeneously bonded together for maximum strength. Standard timing belts are an excellent choice in drives where precise registration is required.

Standard Timing timing belts are specified by pitch length in inches times 10, belt pitch code and a three-digit belt width code, which is the decimal inch-width multiplied by 100 - **Example: 240L075**



WARNING: This product can expose you to chemicals including carbon black, which is known to the State of California to cause cancer or birth defects or other reproductive harm. For more information visit www.P65WARNINGS.ca.gov



Part Nomenclature

240L075

240 = 24.0" Pitch Length
L = 3/8" Tooth Pitch
075 = 3/4" Width

Pitch Code	Tooth Pitch (inch)		Standard Widths/Width Codes (inch)													Pitch Lengths (inch)	
			1/8	3/16	1/4	5/16	3/8	1/2	3/4	1	1.5	2	3	4	5		
MXL	2/25	0.08	012	019	025	-	-	-	-	-	-	-	-	-	-	-	3.6 thru 40
XL	1/5	0.20	-	-	025	031	037	-	-	-	-	-	-	-	-	-	5.4 thru 128
L	3/8	0.375	-	-	-	-	-	050	075	100	-	-	-	-	-	-	12.4 thru 81.7
H	1/2	0.50	-	-	-	-	-	-	075	100	150	200	300	-	-	-	24 thru 236
XH	7/8	0.875	-	-	-	-	-	-	-	-	-	200	300	400	-	-	50.7 thru 175
XXH	1-1/4	1.25	-	-	-	-	-	-	-	-	-	200	300	400	500	-	70 thru 180

Standard widths shown. Can be cut to any width desired.

Features & Benefits

- Fiberglass Tensile Cord** High dimensional stability
- Chloroprene Belt Body** Heat and ozone resistant; high tooth shear resistance
- Nylon Tooth Cover** Durability and wear resistance, increased power capacity

Construction

- Compound** Chloroprene
- Cord** Fiberglass
- Tooth Cover** Polyamide fabric
- Tooth Profile** Trapezoidal

Technical Info

- Applications** General Industry or drives requiring premium efficiency or synchronous applications such as business machines, conveyors, index drives, farm equipment, machine tools, hand power tools, floor care machines.
- Engineering Standards** Conforms to ARPM standard IP-24
- Temperature Range** -13°F/+176°F (-25°C/+80°C)
- Special Widths** Can be supplied in any width - available upon request
- Recommended Pulleys** Use pulleys made to ARPM standards

SYNCHRONOUS BELTS

Standard Timing Belts MXL, XL, L

Trapezoidal Tooth Profile

AVAILABLE SIZES

Additional lengths may be available.

Contact Megadyne for sizes not listed.

MXL		
Belt Type	Pitch Length (in.)	Number of Teeth
360MXL	3.60	45
432MXL	4.32	54
440MXL	4.40	55
456MXL	4.56	57
480MXL	4.80	60
488MXL	4.88	61
496MXL	4.96	62
536MXL	5.36	67
544MXL	5.44	68
576MXL	5.76	72
584MXL	5.84	73
608MXL	6.08	76
632MXL	6.32	79
640MXL	6.40	80
656MXL	6.56	82
664MXL	6.64	83
680MXL	6.80	85
704MXL	7.04	88
720MXL	7.20	90
736MXL	7.36	92
752MXL	7.52	94
760MXL	7.60	95
776MXL	7.76	97
800MXL	8.00	100
808MXL	8.08	101
824MXL	8.24	103
840MXL	8.40	105
880MXL	8.80	110
888MXL	8.88	111
912MXL	9.12	114
920MXL	9.20	115
944MXL	9.44	118
952MXL	9.52	119
960MXL	9.60	120
976MXL	9.76	122
984MXL	9.84	123
1000MXL	10.00	125
1008MXL	10.08	126
1016MXL	10.16	127
1040MXL	10.40	130
1056MXL	10.56	132
1072MXL	10.72	134
1120MXL	11.20	140
1160MXL	11.60	145
1176MXL	11.76	147
1184MXL	11.84	148
1200MXL	12.00	150
1224MXL	12.24	153

MXL		
Belt Type	Pitch Length (in.)	Number of Teeth
1240MXL	12.40	155
1400MXL	14.00	175
1472MXL	14.72	184
1496MXL	14.96	187
1520MXL	15.20	190
1600MXL	16.00	200
1680MXL	16.80	210
1696MXL	16.96	212
1768MXL	17.68	221
1800MXL	18.00	225
1832MXL	18.32	229
1856MXL	18.56	232
1888MXL	18.88	236
1984MXL	19.84	248
1992MXL	19.92	249
2048MXL	20.48	256
2240MXL	22.40	280
2360MXL	23.60	295
2384MXL	23.84	298
2480MXL	24.80	310
2496MXL	24.96	312
2520MXL	25.20	315
2584MXL	25.84	323
2776MXL	27.76	347
2864MXL	28.64	358
2880MXL	28.80	360
2976MXL	29.76	372
3024MXL	30.24	378
3064MXL	30.64	383
3104MXL	31.04	388
3200MXL	32.00	400
3296MXL	32.96	412
3424MXL	34.24	428
3472MXL	34.72	434
3480MXL	34.80	435
3520MXL	35.20	440
3632MXL	36.32	454
3704MXL	37.04	463
3944MXL	39.44	493
4000MXL	40.00	500
4064MXL	40.64	508
4200MXL	42.00	525
4280MXL	42.80	535
4320MXL	43.20	540
4456MXL	44.56	557
4736MXL	47.36	592
4800MXL	48.00	600
5224MXL	52.24	653


XL		
Belt Type	Pitch Length (in.)	Number of Teeth
54XL	5.4	27
60XL	6.0	30
70XL	7.0	35
80XL	8.0	40
88XL	8.8	44
90XL	9.0	45
98XL	9.8	49
100XL	10.0	50
102XL	10.2	51
104XL	10.4	52
106XL	10.6	53
110XL	11.0	55
120XL	12.0	60
130XL	13.0	65
134XL	13.4	67
136XL	13.6	68
140XL	14.0	70
146XL	14.6	73
150XL	15.0	75
156XL	15.6	78
160XL	16.0	80
170XL	17.0	85
176XL	17.6	88
180XL	18.0	90
182XL	18.2	91
188XL	18.8	94
190XL	19.0	95
198XL	19.8	99
200XL	20.0	100
202XL	20.2	101
210XL	21.0	105
212XL	21.2	106
214XL	21.4	107
220XL	22.0	110
228XL	22.8	114
230XL	23.0	115
234XL	23.4	117
240XL	24.0	120
250XL	25.0	125
260XL	26.0	130
270XL	27.0	135
276XL	27.6	138
280XL	28.0	140
290XL	29.0	145
310XL	31.0	155
316XL	31.6	158
320XL	32.0	160
330XL	33.0	165

XL		
Belt Type	Pitch Length (in.)	Number of Teeth
344XL	34.4	172
352XL	35.2	176
364XL	36.4	182
380XL	38.0	190
384XL	38.4	192
388XL	38.8	194
390XL	39.0	195
392XL	39.2	196
434XL	43.4	217
460XL	46.0	230
530XL	53.0	265
600XL	60.0	300
710XL	71.0	355

L		
Belt Type	Pitch Length (in.)	Number of Teeth
124L	12.4	33
135L	13.5	36
150L	15.0	40
173L	17.3	46
187L	18.7	50
202L	20.2	54
210L	21.0	56
225L	22.5	60
240L	24.0	64
255L	25.5	68
270L	27.0	72
285L	28.5	76
300L	30.0	80
322L	32.2	86
334L	33.4	89
345L	34.5	92
367L	36.7	98
390L	39.0	104
405L	40.5	108
412L	41.2	110
420L	42.0	112
450L	45.0	120
480L	48.0	128
510L	51.0	136
540L	54.0	144
600L	60.0	160
728L	72.8	194
817L	81.7	218



WARNING: This product can expose you to chemicals including carbon black, which is known to the State of California to cause cancer or birth defects or other reproductive harm. For more information visit www.P65WARNINGS.ca.gov



Standard Timing Belts

H, XH, XXH

Trapezoidal Tooth Profile

AVAILABLE SIZES

Additional lengths may be available. Contact Megadyne for sizes not listed.



WARNING: This product can expose you to chemicals including carbon black, which is known to the State of California to cause cancer or birth defects or other reproductive harm. For more information visit www.P65WARNINGS.ca.gov


H		
Belt Type	Pitch Length (in.)	Number of Teeth
240H	24.0	48
255H	25.5	51
270H	27.0	54
300H	30.0	60
310H	31.0	62
330H	33.0	66
360H	36.0	72
390H	39.0	78
400H	40.0	80
420H	42.0	84
450H	45.0	90
480H	48.0	96
510H	51.0	102
540H	54.0	108
570H	57.0	114
600H	60.0	120
630H	63.0	126
660H	66.0	132

H		
Belt Type	Pitch Length (in.)	Number of Teeth
670H	67.0	134
700H	70.0	140
725H	72.5	145
750H	75.0	150
800H	80.0	160
850H	85.0	170
900H	90.0	180
1000H	100.0	200
1100H	110.0	220
1120H	112.0	224
1140H	114.0	228
1150H	115.0	230
1250H	125.0	250
1400H	140.0	280
1645H	164.5	329
1700H	170.0	340

XH		
Belt Type	Pitch Length (in.)	Number of Teeth
507XH	50.7	58
534XH	53.4	61
560XH	56.0	64
630XH	63.0	72
700XH	70.0	80
770XH	77.0	88
840XH	84.0	96
980XH	98.0	112
1120XH	112.0	128
1260XH	126.0	144
1400XH	140.0	160
1540XH	154.0	176
1750XH	175.0	200

XXH		
Belt Type	Pitch Length (in.)	Number of Teeth
700XXH	70.0	56
800XXH	80.0	64
900XXH	90.0	72
1000XXH	100.0	80
1200XXH	120.0	96
1400XXH	140.0	112
1600XXH	160.0	128
1800XXH	180.0	144

SYNCHRONOUS BELTS

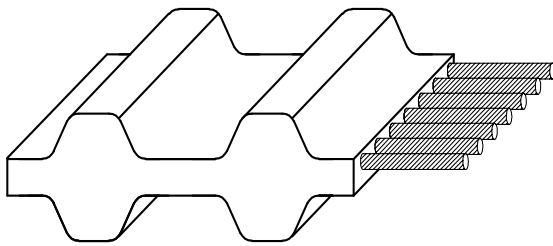


Dual Sided Standard Timing Belts DXL, DL, DH

Dual sided belts allow power transmission from either side of the belt and are ideal for reversing and serpentine applications.

Dual sided timing belts are produced using the same materials as single sided belts. Total belt rating is the same as for single sided belts.

Dual sided timing belts are specified the same way as single sided timing belts except with a "D" prefix. **Example: D240H100**



PART NOMENCLATURE

D240H100

- D** = Dual sided teeth
- 240** = Pitch length in tenths of an inch = 24.0"
- H** = Tooth pitch = 0.50"
- 100** = Width code = 1 inch

Pitch Code	Tooth Pitch (inch)		Standard Widths/Width Codes (in.)								Pitch Lengths (inch)
			1/4	3/8	1/2	3/4	1	1.5	2	3	
DXL	1/5	0.20	025	037	-	-	-	-	-	-	D90XL thru D900XL
DL	3/8	0.375	-	-	050	075	100	-	-	-	D124L thru D817L
DH	1/2	0.50	-	-	-	075	100	150	200	300	D240H thru D1700H

Standard widths shown. Can be cut to any width desired.

Features & Benefits

- Fiberglass Tensile Cord** High dimensional stability
- Chloroprene Belt Body** Heat and ozone resistant; high tooth shear resistance
- Nylon Tooth Cover** Durability and wear resistance, increased power capacity
- Dual Sided Teeth** Permits power transmission with serpentine drives and reverse rotation of driven shafts



WARNING: This product can expose you to chemicals including carbon black, which is known to the State of California to cause cancer or birth defects or other reproductive harm. For more information visit www.P65WARNINGS.ca.gov


Construction

- Compound Cord** Chloroprene
Fiberglass
- Tooth Cover** Polyamide fabric
- Tooth Profile** Trapezoidal

Technical Info

- Applications** General Industry or drives requiring premium efficiency or synchronous applications such as business machines, conveyors, index drives, farm equipment, machine tools, hand power tools, floor care machines.
- Engineering Standards** Conforms to ARPM standard IP-24
- Temperature Range** -13°F/+176°F (-25°C/+80°C)
- Recommended Pulleys** Use pulleys made to ARPM standards
- Special Widths** Can be supplied in any width - available upon request

Dual Sided Standard Timing Belts DXL, DL, DH



AVAILABLE SIZES


Additional lengths may be available.
Contact Megadyne for sizes not listed.

DXL			DXL			DL			DH		
Belt Type	Pitch Length (in.)	Number of Teeth	Belt Type	Pitch Length (in.)	Number of Teeth	Belt Type	Pitch Length (in.)	Number of Teeth	Belt Type	Pitch Length (in.)	Number of Teeth
D120XL	12.0	60	D270XL	27.0	135	D124L	12.4	33	D240H	24.0	48
D130XL	13.0	65	D276XL	27.6	138	D135L	13.5	36	D255L	25.5	51
D140XL	14.0	70	D290XL	29.0	145	D150L	15.0	40	D270H	27.0	54
D146XL	14.6	73	D310XL	31.0	155	D173L	17.3	46	D300H	30.0	60
D150XL	15.0	75	D316XL	31.6	158	D187L	18.7	50	D330H	33.0	66
D156XL	15.6	78	D320XL	32.0	160	D202L	20.2	54	D360H	36.0	72
D160XL	16.0	80	D330XL	33.0	165	D210L	21.0	56	D390H	39.0	78
D170XL	17.0	85	D344XL	34.4	172	D225L	22.5	60	D400H	40.0	80
D176XL	17.6	88	D352XL	35.2	176	D240L	24.0	64	D420H	42.0	84
D180XL	18.0	90	D364XL	36.4	182	D255L	25.5	68	D450H	45.0	90
D182XL	18.2	91	D380XL	38.0	190	D270L	27.0	72	D480H	48.0	96
D188XL	18.8	94	D384XL	38.4	192	D285L	28.5	76	D510H	51.0	102
D190XL	19.0	95	D388XL	38.8	194	D300L	30.0	80	D540H	54.0	108
D198XL	19.8	99	D390XL	39.0	195	D322L	32.2	86	D570H	57.0	114
D200XL	20.0	100	D392XL	39.2	196	D334L	33.4	89	D600H	60.0	120
D202XL	20.2	101	D434XL	43.4	217	D345L	34.5	92	D630H	63.0	126
D210XL	21.0	105	D460XL	46.0	230	D367L	36.7	98	D660H	66.0	132
D212XL	21.2	106	D530XL	53.0	265	D390L	39.0	104	D670H	67.0	134
D214XL	21.4	107	D600XL	60.0	300	D405L	40.5	108	D700H	70.0	140
D220XL	22.0	110	D710XL	71.0	355	D412L	41.2	110	D725H	72.5	145
D228XL	22.8	114				D420L	42.0	112	D750H	75.0	150
D230XL	23.0	115				D450L	45.0	120	D800H	80.0	160
D234XL	23.4	117				D480L	48.0	128	D850H	85.0	170
D240XL	24.0	120				D510L	51.0	136	D900H	90.0	180
D250XL	25.0	125				D540L	54.0	144	D1000H	100.0	200
D260XL	26.0	130				D600L	60.0	160	D1110H	111.0	222
						D728L	72.8	194	D1120H	112.0	224
						D817L	81.7	218	D1140H	114.0	228
									D1150H	115.0	230
									D1250H	125.0	250
									D1400H	140.0	280
									D1645H	164.5	329
									D1700H	170.0	340



WARNING: This product can expose you to chemicals including carbon black, which is known to the State of California to cause cancer or birth defects or other reproductive harm. For more information visit www.P65WARNINGS.ca.gov

SYNCHRONOUS BELTS



Open-End Synchronous Single Sided Timing Belt

Standard - MXL, XL, L, H - Imperial Pitch
 RPP – 3M, 5M, 8M – High Torque
 RPP SILVER – 5M, 8M – Extra High Torque
 STD8 – Circular Side Tooth Profile



WARNING: This product can expose you to chemicals including carbon black which is known to the State of California to cause cancer or birth defects or other reproductive harm. For more information visit www.P65WARNINGS.ca.gov

Rubber Open-End Synchronous Timing Belts are manufactured with high quality materials and a state of the art production process. Rubber Open-End Belts are especially suited for reversing drives and applications where rotational movement is transformed into linear motion and high positioning accuracy is required.

Features & Benefits

- Fiberglass Tensile Cord** High dimensional stability
- Chloroprene Belt Body** Heat and ozone resistant; high tooth shear resistance
- Nylon Tooth Cover** Hard wearing nylon fabric is bonded on tooth surface to improve torque carrying capacity

Construction

- Compound** Chloroprene
- Cord** Fiberglass (for steel cord open-end rubber belts, reference **RPP-Steel**)
- Tooth Cover** Polyamide fabric

Technical Info

- Applications** Automatic garage doors, automatic sliding doors, X-Y tables on tooling machines, fitness machines, printers, linear positioning systems
- Engineering Standards** Conforms to ARPM standard IP-27 and ISO 13050
- Temperature Range** -13°F/+176°F (-25°C/+80°C)
- Recommended Pulleys** Use pulleys made to ARPM or ISO 13050 standards

PART NOMENCLATURE

LXL025

- L** = Open-end belt
- XL** = Tooth Pitch 1/5"
- 025** = Belt Width (1/4")

PART NOMENCLATURE

LRPP5MS20

- L** = Open-end belt
- RPP** = Parabolic tooth profile
- 5M** = Tooth Pitch (5 mm)
- S** = SILVER (high torque)
- 20** = Belt Width (20 mm)

Standard Roll Lengths (meters)

Belt Type/ Width Code (inch)	025	031	037	050	075	100	150	200	300	
	1/4"	5/16"	3/8"	1/2"	3/4"	1"	1.5"	2"	3"	
MXL	160	130	110	-	-	-	-	-	-	
XL	50	50	50	-	-	-	-	-	-	
L	-	-	-	50	50	70	-	-	-	
H	-	-	-	50	50	50	50	50	50	
Belt Type/ Width Code (mm)	09	10	12	15	20	25	30	50	55	85
	9 mm	10 mm	12 mm	15 mm	20 mm	25 mm	30 mm	50 mm	55 mm	85 mm
RPP3	50	-	50	50	-	-	-	-	-	-
RPP5	50	-	50	50	50	50	50	-	-	-
RPP8	-	50	-	50	50	50	50	50	-	50
Silver 5	-	-	-	70	-	40	-	-	-	-
Silver 8	-	50	-	50	50	50	-	-	-	-
STD8	-	50	40	45	50	50	-	-	-	-

All items subject to minimum order requirements.


Dual Sided Open-End Timing DLL, DLH

In the past, chain was the only design option for drives requiring long spans and the capability to drive from either side of the belt. The advantages of Dual Sided Open-End synchronous belts (no lubrication, no re-tensioning, high-speed capabilities) make such drives more versatile than ever.

Dual Sided Open-End is specified "DL" and followed by a pitch and width code (e.g. DLH075 is Dual Sided 1/2" pitch, 3/4" wide). Length is specified in feet. Consult Megadyne for roll lengths. Minimum order quantity is 50 feet.



WARNING: This product can expose you to chemicals including carbon black, which is known to the State of California to cause cancer or birth defects or other reproductive harm. For more information visit www.P65WARNINGS.ca.gov



PART NOMENCLATURE

DLH075

D = Dual sided belt teeth

L = Open-end belt

H = Tooth pitch - H = 1/2"

075 = 075 width code = 3/4"

Dual Sided Open-End Timing Belts

Belt Type	Pitch	Width Code	Width	Max. Roll Length (ft.)
DLL	3/8"	050	0.50"	265
DLL	3/8"	075	0.75"	170
DLL	3/8"	100	1.0"	125
DLH	1/2"	050	0.50"	455
DLH	1/2"	075	0.75"	295
DLH	1/2"	100	1.0"	215
DLH	1/2"	150	1.5"	135
DLH	1/2"	200	2.0"	95

Width up to 8" available in H pitch in length up to 300 ft.

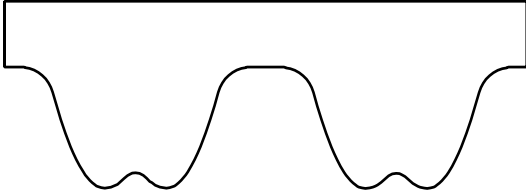
Other widths available upon request.

Lengths cut to order - 10% additional

Fiberglass cord tensile member

Temperature Range -13°F/+176°F (-25°C/+80°C)

SYNCHRONOUS BELTS



RPP® MEGAPAIN - 8M **Silicone & Contaminant Free**

Developed for conveyor and transfer lines, specifically for painting systems.

Silicone exposure is prohibited in belts used in paint areas. Megapaint was developed to prevent any chance of silicone contamination. Silicone prevents paint from adhering. Water and solvent-based paint environments require belts that are silicone and contaminant free. MEGAPAIN meets these requirements. MEGAPAIN is manufactured in a silicone-free environment and specially packaged to remain silicone and contaminant-free until ready for use.

MEGAPAIN is available in the entire 8mm pitch length range, minimum order quantities apply.

Isoran® RPP MEGAPAIN Synchronous Belts are specified by pitch length, tooth pitch and belt width in millimeters - **Example:**
1600-RPP8M-50PNT



WARNING: This product can expose you to chemicals including carbon black, which is known to the State of California to cause cancer or birth defects or other reproductive harm. For more information visit www.P65WARNINGS.ca.gov

PART NOMENCLATURE

1600-RPP8M-50PNT

- 1600** = Pitch length (mm)
- RPP** = RPP® parabolic tooth profile
- 8M** = Tooth pitch (8mm)
- 50** = Belt width (mm)
- PNT** = Silicone and contaminant-free construction and packaging

Pitch Code	Tooth Pitch (mm)	Standard Widths/Width Codes (mm)				Pitch Lengths (mm)
		20	30	50	85	
PNT8	8	20	30	50	85	248 thru 4400
Standard widths shown. Can be cut to any width desired.						

Features & Benefits

- Silicone & Contaminant Free** Meets criteria set forth by Forschungsinstitut für Pigmente und Lacke e.V. of the Stuttgart University
- High Purity NBR Compound** Guarantees contaminant-free belt
- RPP Parabolic Tooth Profile** Complete interchangeability on RPP and HTD Profile® pulleys
- Special Packaging** Belts are packaged in special protective packaging to guarantee complete surface purity from manufacture to installation.

Construction

- Compound** Contaminant Free High Purity NBR
- Cord** Fiberglass
- Tooth Cover** Polyamide fabric, with nitrile based treatment

Technical Info

- Applications** Applications requiring silicone-free construction. Often used on conveyor and transfer line drives, specifically for painting systems
- Availability** Various sizes in stock. Contact Megadyne
- Temperature Range** -4°F/+212°F (-20°C/+100°C)
- Engineering Standards** Conforms to ARPM standard IP-27, ISO 13050
- Recommended Pulleys** Use pulleys made to ARPM or ISO 13050 standards
- Special Widths** Can be supplied in any width - available upon request
- 14M Pitch** 14M Platinum belts can also be supplied in Silicone-Free Packaging

RPP® MEGAPAIN^T - 8M

Silicone & Contaminant Free

Developed for conveyor and transfer lines, specifically for painting systems.

AVAILABLE SIZES

Additional lengths may be available.
Contact Megadyne for sizes not listed.



RPP® MEGAPAIN 8M		
Belt Type	Pitch Length (mm)	Number of Teeth
248-RPP8M	248	31
288-RPP8M	288	36
320-RPP8M	320	40
352-RPP8M	352	44
360-RPP8M	360	45
376-RPP8M	376	47
384-RPP8M	384	48
408-RPP8M	408	51
416-RPP8M	416	52
424-RPP8M	424	53
456-RPP8M	456	57
480-RPP8M	480	60
536-RPP8M	536	67
544-RPP8M	544	68
560-RPP8M	560	70
600-RPP8M	600	75
608-RPP8M	608	76
632-RPP8M	632	79
640-RPP8M	640	80
680-RPP8M	680	85
720-RPP8M	720	90
760-RPP8M	760	95
800-RPP8M	800	100
840-RPP8M	840	105
880-RPP8M	880	110
896-RPP8M	896	112
920-RPP8M	920	115
960-RPP8M	960	120
1000-RPP8M	1000	125
1040-RPP8M	1040	130
1080-RPP8M	1080	135

RPP® MEGAPAIN 8M		
Belt Type	Pitch Length (mm)	Number of Teeth
1120-RPP8M	1120	140
1160-RPP8M	1160	145
1200-RPP8M	1200	150
1224-RPP8M	1224	153
1280-RPP8M	1280	160
1352-RPP8M	1352	169
1424-RPP8M	1424	178
1440-RPP8M	1440	180
1464-RPP8M	1464	183
1600-RPP8M	1600	200
1680-RPP8M	1680	210
1760-RPP8M	1760	220
1792-RPP8M	1792	224
1800-RPP8M	1800	225
1904-RPP8M	1904	238
2000-RPP8M	2000	250
2200-RPP8M	2200	275
2240-RPP8M	2240	280
2272-RPP8M	2272	284
2400-RPP8M	2400	300
2520-RPP8M	2520	315
2600-RPP8M	2600	325
2800-RPP8M	2800	350
2840-RPP8M	2840	355
3048-RPP8M	3048	381
3280-RPP8M	3280	410
3600-RPP8M	3600	450
4000-RPP8M	4000	500
4400-RPP8M	4400	550

14M - SILICONE FREE


14M Platinum belts can also be supplied in silicone free packaging.

Contact Megadyne for availability.



WARNING: This product can expose you to chemicals including carbon black, which is known to the State of California to cause cancer or birth defects or other reproductive harm. For more information visit www.P65WARNINGS.ca.gov

SYNCHRONOUS BELTS

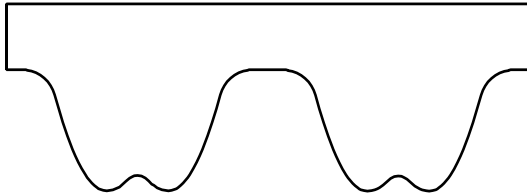


RPP®-Steel Open-End Synchronous 8M, 14M

This new generation of open-end synchronous belt is made with a high-performance EPDM based rubber compound in an innovative production process allowing it to withstand abrasion, extreme temperatures, and chemically aggressive environments. Available in 8M and 14M pitches, RPP-Steel is enhanced with high strength steel cord reinforcement to provide maximum load resistance and is interchangeable with existing drives and pulleys.



WARNING: This product can expose you to chemicals including carbon black, which is known to the State of California to cause cancer or birth defects or other reproductive harm. For more information visit www.P65WARNINGS.ca.gov



PART NOMENCLATURE

LRPP8S-20

L	=	Open-end belt
RPP	=	Parabolic tooth profile
8	=	8mm tooth pitch
S	=	Steel cord
20	=	Belt width (mm)

RPP-Steel Open End

Belt Type	Pitch (mm)	Tooth Profile	Standard Widths (mm)					Standard Roll Length (meter)
			10	15	20	30	50	
LRPP8S	8	RPP	10	15	20	30	50	30
LRPP14S	14	RPP	25	40	55	85	-	30

Minimum order quantity = 50 feet

Features & Benefits

High Strength Steel Cord

Guarantees limited elongation compared to fiberglass and aramid

Hi-Performance EPDM Compound

Withstands chemically aggressive environments

Parabolic Tooth Profile

8M - Complete interchangeability on RPP and HTD Profile® pulleys

14M - Complete interchangeability on RPP, HTD Profile and Poly Chain® pulleys

Construction


Compound	EPDM based - 89 Shore A
Cord	High strength/high modulus steel, S+Z twist
Tooth Cover	Specially treated polyamide fabric to reduce friction and pulley wear
Ground Back	Unlike most competitors, backside of the belt is precision ground for uniform thickness to ensure smooth, vibration-free operation

Technical Info

Applications	Heavy Lifting systems, applications requiring limited belt elongation and applications where polyurethane is limited by environmental factors such as noise and temperature
Availability	Made-to-Order, Non-Stock
Temperature Range	-13°F/+185° (-25°C/+85°C)
Engineering Standards	Conforms to ARPM IP-27 and ISO 13050 standards
Recommended Pulleys	Use pulleys made to ARPM/ISO standards

Special Widths and Custom Branding

MEGADYNE stocks a large inventory of ribbed, banded and synchronous belting products in sleeve form. This allows for maximum flexibility when it comes to your urgent requests. From this sleeve stock, we can cut to conventional industry standard dimensions or special non-stock belt widths. We quickly measure and execute your exact request. This can also include custom branding and/or including your part number. Contact Megadyne for any special width or branding needs.



SYNCHRONOUS BELTS



Special Construction

Many special constructions for synchronous belts are available. All special constructions are fully molded (not glued-on) layers. Contact us with your special needs.

Non-Marking Chloroprene	
Specially formulated for non-marking of product throughout the conveying process	
Compound Color	Durometer (Hardness)
Pink	70
Gray (*50 only)	50* & 70
White	40
Yellow*	40*
Black	50
Blue FDA**	65**

* Construction requires a black 70 durometer chloroprene underply on top of base belt

**Does not imply FDA approved.
Reference to FDA means raw materials used to produce compound comply with US Code of Federal Regulations Title 21, Part 177.2600.

Non-Marking Latex	
Formulated for extremely high coefficient of friction. Ideal for conveying and incline applications	
Compound Color	Durometer (Hardness)
Red	40
Yellow	40
Black	60


- Latex compounds are non-marking
- Latex compounds are dual durometer and require a black 70 durometer chloroprene underply

Additional Options			
Option	Compound Color	Durometer	Features & Benefits
Anti-Static Compound	Black	70	For use in applications where static build-up and discharge could damage electrical components
Extra Backing	Black	70	Additional thickness of standard black chloroprene
			Also used as a foundation for secondary shaping/machining of belt back
			Available with any compound
Tensile Members - Special Tracking Construction			Fiberglass cord with alternate S&Z twist is standard. For right or left hand tracking characteristics, S-Twist or Z-Twist construction is available.

- Dual Durometer constructions cannot be made to std. belt thickness. A minimum of 1/16" extra backing is required.
- Grinding Capability = Class 1 +/- .005"
- Belt Sleeve Cutting/Custom Widths - All of our ribbed, banded and synchronous belting products are stocked in sleeve form. This allows for maximum flexibility when it comes to your urgent requests. From the sleeve stock, we can cut to conventional industry standard dimensions or special, non-stock, custom widths
- Custom Branding and part numbers are also an option for most products.


Made to Order Special Products

Below are a few examples of the many custom synchronous rubber belts we can supply. Belts are non-stock and made-to-order.




Type	Description	Features/Benefits
LT	Low Temperature - Synchronous RPP 8M pitch belt for low temperature applications	<ul style="list-style-type: none"> Capable of full power operation to -40 deg. F.
HTG	High-Temperature Gray - Non-Marking - Synchronous RPP 8M and H pitch belt for use on paper transfer machinery	<ul style="list-style-type: none"> Heat resistant up to 320 deg. F. Non-Marking, Gray HNBR compound
LN1	Low Noise - Synchronous RPP8M pitch for applications where minimum drive noise is critical	<ul style="list-style-type: none"> Eliminates noise on low speed/high tension drives such as exercise equipment
HT	High Temperature - Synchronous belt for use in high temperature applications	<ul style="list-style-type: none"> effective up to 275 deg. F Available in RPP8M & H Pitch
HTX	High Temp Conveyor - Synchronous Non-Marking Blue Silicone RPP5M pitch - ideal for glass industry	<ul style="list-style-type: none"> Heat resistant up to 345 deg.F Designed for use on conveyor systems
BLUE GRIP	Silicone-Free Conveyor/Transfer - Blue, Non-marking, abrasion resistant compound	<ul style="list-style-type: none"> Available in L,H & T pitch Variable extra thickness upon request


LT™




HTG™



LN1™



HT™




HTX™



BLUE GRIP™



SYNCHRONOUS BELTS



Roller Mill Belts - Single or Dual Sided


Roller mill machines are widely used in food-processing industries for various applications such as grinding grains and barley to make bread, flour and beer. These machines may also be used to produce a variety of powders and chemical products.

Megadyne Dual Sided Roller Mill Belts are used in roller mills (food, corn, fruit, rice, flour, etc.) where the backside pulley has a reverse direction and relative slippage is necessary when the rolls are jammed.


Roller Mill Belts are available with either Synchronous (8M, STD8 or 14M) on one side and Poly-V (PV-K or PV-L) on the other, dual-sided synchronous or dual-sided ribbed (PV-L). The ribbed profile allows functional slippage under jamming conditions and absorbs resulting torque spikes.




WARNING: This product can expose you to chemicals including carbon black, which is known to the State of California to cause cancer or birth defects or other reproductive harm. For more information visit www.P65WARNINGS.ca.gov



SYNCHRONOUS WITH PV BACK



DUAL SIDED SYNCHRONOUS



DUAL SIDED POLY-V

Part Nomenclature - Synchronous + PV
RPP2100-14M-24PK

- RPP** = Tooth profile (synchronous side)
- 2100** = Belt pitch length (mm)
- 14M** = 14mm tooth pitch (synchronous side)
- 24PK** = 24 ribs, PV-K section (poly-v side)


Part Nomenclature - Dual Sided PV-L
DD825L22

- DD** = Dual sided belt (PV-L both sides)
- 825** = 82.5 inch Effective Length
- L** = PV-L, rib pitch (4.7mm/0.092")
- 22** = 22 ribs wide

Belt Type	Tooth Pitch (mm)	Rib Pitch (mm)	Maximum Width (mm)	Maximum Pitch Length (mm)	Maximum number of ribs	Belt Availability
Synchronous with PV back	8	3.56 (PV-K)	500	4400	-	Made To Order
	14	4.70 (PV-L)	500	4956	-	Made To Order
Dual Sided Synchronous	8	-	250	4400	-	Made To Order
	14	-	285	4956	-	Made To Order
Dual Sided PV	-	3.56 (PV-K)	500	5000	140	Made To Order
	-	4.70 (PV-L)	500	500	106	Made to Order


Temperature Range: -13°F/+185° (-25°C/+85°C)

Roller Mill Belts



SYNCHRONOUS WITH PV BACK

The powerful solution. When both slippage and power are required, this is the best solution. Synchronous side available in either RPP or STD profiles. Ribbed side available in either PV-L or PV-K profiles.



DUAL SIDED SYNCHRONOUS

The standard solution. A complete range of belts, available in either RPP or STD profiles. May be manufactured in different structures as needed.




DUAL SIDED POLY-V

The silent solution. For applications where slippage is the name of the game and noise needs to be limited. Available in either PV-L or PV-K profiles.

COMMONLY USED ROLLER MILL BELTS				
Item Code	Description	No. of Ribs	Length (mm)	Commonly Used Sets
SYNCHRONOUS WITH PV BACK				
1760RPPV43	1760 RPP8 PK 12 PV BACK	12	1760	SET OF 3
2000RPPV43	2000 RPP8 PK 12 PV BACK	12	2000	SET OF 3
2400RPPV43	2400 RPP8 PK12 PV BACK	12	2400	SET OF 3
1552STD8PVK16SL	1552 STD8 PK 16 PV BACK SUPER	16	1552	SET OF 2
1552STD8PVK30SL	1552 STD8 PK 30 PV BACK	30	1552	-
1552STD8PVK32SL	1552 STD8 PK 32 PV BACK	32	1552	-
1778RPP14PV43	1778 RPP14 PK 12 PV BACK	12	1778	SET OF 3
1760PLUS8PVK12	1760 SLV8 PK 12 PV BACK PLUS	12	1760	SET OF 3
1760PLUS8PVK16	1760 SLV8 PK 16 PV BACK PLUS	16	1760	SET OF 2
1760PLUS8PVK28	1760 SLV8 PK 28 PV BACK PLUS	28	1760	-
1760PLUS8PVK36	1760 SLV8 PK 36 PV BACK PLUS	36	1760	-
1800PLUS8PVK16	1800 SLV8 PK 16 PV BACK PLUS	16	1800	-
2000SLV8PVK12	2000 SLV8 PK 12 PV BACK	12	2000	SET OF 3
2400PLUS8PVK12	2400 SLV8 PK 12 PV BACK PLUS	12	2400	SET OF 2
2400PLUS8PVK36	2400 SLV8 PK 36 PV BACK PLUS	36	2400	-
1610SLV14PVK24	1610 SLV14 PK 24 PV BACK	24	1610	-
1610SLV14PVK36	1610 SLV14 PK 36 PV BACK	36	1610	-
1764SLV14PVL12SCA	1764 SLV14 PL 12 PV BACK R0068	12	1764	SET OF 2
1764SLV14PVK12	1764 SLV14 PK 12 PV BACK	12	1764	SET OF 3
1778PLUS14PVK12	1778 SLV14 PK 12 PV BACK PLUS	12	1778	SET OF 3
1890PLUS14PVK12	1890 SLV14 PK 12 PV BACK PLUS	12	1890	SET OF 3
1890PLUS14PVK24	1890 SLV14 PK 24 PV BACK PLUS	24	1890	-
1764PTH14PVK12	1764 GLD14 PK 12 PV BACK	12	1764	SET OF 3
2400GLD8PVK12SCA	2400 GLD8 PK 12 PV BACK GLD R0069	12	2400	SET OF 2
DUAL SIDED SYNCHRONOUS				
1778SLV14M60DDS	1778 SLV14 DD 60 - 60 mm WIDTH	-	1778	SET OF 2
1778SLV14M75DD	1778 SLV14 DD 75 - 75 mm WIDTH	-	1778	-
DUAL SIDED PV				
18-1657/2	PV BELT PL DD 1765 18-1657/2	22	1765	-
18-9525/2	PV BELT PL DD 1765 18-9525/2	26	1765	-



WARNING: This product can expose you to chemicals including carbon black, which is known to the State of California to cause cancer or birth defects or other reproductive harm. For more information visit www.P65WARNINGS.ca.gov




Molded Endless Polyurethane Megapower - MXL, XL, L, H, T2, T2.5 Megapower2 - T5, T5DL, T10, T10DL, AT5, AT10

Megadyne manufactures Megapower Polyurethane Timing Belts for power transmission, positioning and conveying applications. Megapower2 power transmission belts are molded endless (not spliced) in dedicated tooling for maximum power transmission. They are grey/green in color, 88 Shore A thermoset polyurethane and reinforced with zinc coated steel cords. Alternative cords, such as high power steel (HP), high flex steel (HF) and high power/high flex steel (HPF), Kevlar, stainless steel, fiberglass and polyester are considered specials and can be made with justified quantities.


MECHANICAL AND CHEMICAL CHARACTERISTICS

- Stable dimensions
- High strength imperial and metric pitches
- Standard and FDA compliant urethane
- Single and dual sided constructions
- Low installation tension.
- Low noise
- Excellent abrasion and chemical resistance
- Aging, hydrolysis and ozone resistant
- Working temperature -25°C/+80°C (-13°F/+176°F)
- Linear speeds up to 20 m/s



OTHER MOLDED URETHANE BELTS

- Mini Pitch urethane belts with Kevlar® cords
- Mini, Imperial, and Metric pitch w/ integral molded profiles
- Single, dual and Tri durometer special handling timing belts
- Single, dual and tri durometer flat belts
- Durometers from 40 to 85A
- FC (Food Contact) version available
- Special colors available
- Belts slit to width
- Spin cast covers can be added



Additionally, Megadyne offers single, dual and tri-durometer belts in various colors and hardness ranges from 40 to 85 Shore A. Belts can also be molded with integrated cleats and other shapes for product handling and linear actuation applications. Megapower2 is your high power urethane belt. It can be covered or modified to fit many different applications.



Megapower - IMPERIAL MXL, XL, L, H

Options:

- Extra PU backing
- Cover Side Machined Modifications
- Tooth Side Machined Modifications
- Alternative colors and/or hardness - consult Megadyne
- Belts slit to width
- Spin cast covers can be added to single sided belts



TYPE				No. of Belt Teeth		CORD OPTIONS								MINIMUM PULLEY TEETH (Z) BY CORD TYPE	MINIMUM PULLEY TEETH/IDLER DIAMETER		
	BELT PITCH (P)	OVERALL THICKNESS (H)	TOOTH HEIGHT (H1)												Z min.	Outside Idler (inch)	Inside Idler (inch)
	Inch	Inch	Inch	min	max	Standard Cord	High Flex	High Power	High Power Flex	Kevlar	Fiberglass	Stainless	Polyester				
MXL	.080"	.047"	.002"	55	485	Steel	NS	NS	NS	Yes	NS	NS	Yes	Steel	10	.708	.787
														Kevlar	12	.787	.787
XL	0.20"	.090"	.066"	30	283	Steel	NS	NS	NS	Yes	Yes	NS	Yes	Steel	10	1.18	1.18
														Kevlar	10	1.18	.787
														Fiberglass	13	1.38	1.38
														Stainless	13	1.38	1.38
L	.375"	.141"	.074"	23	160	Steel	NS	NS	NS	Yes	Yes	NS	Yes	Steel	15	2.36	2.36
														Kevlar	15	2.36	2.36
														Fiberglass	18	2.56	2.56
														Stainless	18	2.56	2.56
H	0.50"	.169"	.090"	46	102	Steel	NS	NS	NS	NS	Yes	Yes	Yes	Steel	14	3.15	2.36
														Kevlar	14	3.15	2.36
														Fiberglass	18	3.54	2.56
														Stainless	18	3.15	2.56

- Standard compound = Thermoset polyurethane
- Compound hardness = 88 Shore A
- Standard color = gray / green
- Alternative colors and/or hardness - consult Megadyne
- Standard cord = steel
- Contact Megadyne for specific belt size requirements

- Belt width = We slit to any requested width
- NS = Non-Standard - Consult Megadyne for availability
- For additional details, request the Megapower Technical Catalog
- High Power, High Flex and High Power Flex are steel cord
- All items subject to minimum order quantity

SYNCHRONOUS BELTS

Part Nomenclature **MPW440MXL025**

MPW	=	Megapower
440	=	Pitch Length (hundredths of an inch = 4.4")
MXL	=	Trapezoidal Tooth profile with 0.080" pitch
025	=	Belt width (tenths of an inch = 1/4")

Part Nomenclature **MPW320XL037**

MPW	=	Megapower
450	=	Pitch Length (tenths of an inch = 45.0")
XL	=	Trapezoidal Tooth profile with 0.020" pitch
037	=	Belt width (tenths of an inch = 3/8")

all Imperial pitch lengths except MXL are designated in tenths of an inch

Standard Width Codes (inch)

1/8	3/16	1/4	5/16	3/8	1/2	3/4	1	1.5	2	3
012	019	025	031	037	050	075	100	150	200	300

MXL

Belt Type	Pitch Length (mm)	Number of Teeth
44	111.7	55
45.6	115.8	57
48	121.9	60
56	142.2	70
57.6	146.3	72
60	152.4	75
60.8	154.4	75
63.2	160.5	79
64	162.5	80
65.6	166.6	82
70.4	178.8	88
72.8	184.9	91
73.6	186.9	92
76.8	195.1	96
78.4	199.1	98
80.8	205.2	101
81.6	207.2	102
82.4	209.2	103
84	213.3	105
88	223.5	110
91.2	231.6	114
94.4	239.7	118
96	243.8	120
97.6	247.9	122
104	264.1	130

MXL

Belt Type	Pitch Length (mm)	Number of Teeth
105.6	268.2	132
108	274.3	135
112	284.4	140
116	294.6	145
120	304.8	150
124	314.9	155
140	355.6	175
152	386.1	190
160	406.4	200
176.8	449.1	221
204.8	520.1	256
224	568.9	280
228	579.1	285
246.4	625.8	308
252	640.0	315
260	660.4	325
265.6	674.6	332
281.6	715.2	352
288	731.5	360
316	802.6	395
324	822.9	405
329.6	837.1	412
345.6	877.8	432
363.2	922.5	454
388	985.5	485

Megapower - IMPERIAL

AVAILABLE SIZES

Additional lengths may be available.
Contact Megadyne for sizes not listed.

XL

Belt Type	Pitch Length (mm)	Number of Teeth
60	152.4	30
70	177.8	35
76	193.0	38
80	203.2	40
90	228.6	45
100	254.0	50
110	279.4	55
120	304.8	60
130	330.2	65
134	340.3	67
140	355.6	70
150	381.0	75
160	406.4	80
170	431.8	85
180	457.2	90
190	482.6	95
194	492.7	97
200	508.0	100
210	533.4	105
220	558.8	110
230	584.2	115
240	609.6	120
250	635.0	125
260	660.4	130
270	685.8	135
288	731.5	144
290	736.6	145
300	762.0	150
356	904.2	178
414	1051.5	207
450	1143.0	225
566	1437.6	283

L

Belt Type	Pitch Length (mm)	Number of Teeth
86	218.6	23
124	314.3	33
150	381.0	40
173	438.2	46
187	476.2	50
202	514.4	54
210	533.4	56
225	571.5	60
240	609.6	64
255	647.7	68
270	685.8	72
285	723.9	76
300	762.0	80
322	819.2	86
345	876.3	92
367	933.4	98
390	990.6	104
420	1066.8	112
450	1143.0	120
480	1219.2	128
510	1295.4	136
540	1371.6	144
570	1447.8	152
600	1524.0	160

H

Belt Type	Pitch Length (mm)	Number of Teeth
230	584.2	46
240	609.6	48
270	685.8	54
300	762.0	60
330	838.2	66
360	914.4	72
390	990.6	78
420	1066.8	84
450	1143.0	90
480	1219.2	96
510	1295.4	102

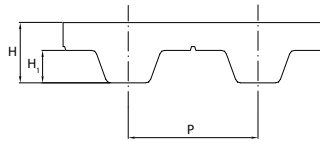


Megapower2 - Metric

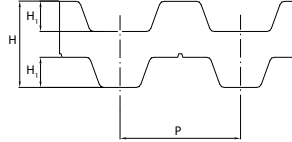
Options:

- Integrated & Mechanical Cleats
- Cover side machined modifications
- Tooth side machined modifications
- Alternative colors and/or hardness

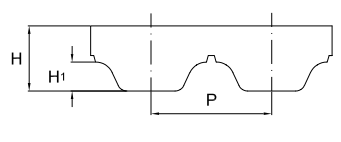
T2.5 - T5 - T10



T5 DL - T10 DL



AT5 - AT10



TYPE	BELT PITCH (P)	OVERALL THICKNESS (H)	TOOTH HEIGHT (H ₁)	Number of Belt Teeth		CORD OPTIONS							MINIMUM PULLEY TEETH (Z) BY CORD TYPE	MINIMUM PULLEY TEETH/IDLER DIAMETER		
														Z min.	Outside Idler (mm)	Inside Idler (mm)
T2.5 MPW	2.5	1.3	0.7	48	474	Steel	NS	Yes	NS	Yes	NS	Yes	Steel	10	18	20
													HP	15	30	30
													Kevlar	12	20	20
T5 MPW2	5.0	2.2	1.2	24	391	Steel	Yes	Yes	Yes	Yes	Yes	NS	Steel	10	30	30
													High Flex	10	30	30
													High Power	15	40	60
													Hi-Power Flex	12	30	30
													Kevlar	12	30	30
													Fiberglass	15	40	40
													Stainless	15	40	40
T5-DL MPW2	5.0	3.4	1.2	82	220	Steel	Yes	NS	Yes	Yes	Yes	Yes	Steel	10	30	30
													High Flex	10	30	30
													Kevlar	12	30	30
													Stainless	15	40	40
T10 MPW2	10.0	4.5	2.5	26	225	Steel	Yes	Yes	Yes	Yes	Yes	Yes	Steel	12	60	60
													High Flex	12	50	50
													High Power	15	100	100
													Hi-Power Flex	14	80	80
													Kevlar	15	60	60
													Fiberglass	15	70	70
													Stainless	15	70	70
T10-DL MPW2	10.0	7.0	2.5	26	188	Steel	Yes	NS	Yes	Yes	NS	Yes	Steel	12	60	60
													High Flex	12	50	50
													Kevlar	15	60	60
													Stainless	15	70	70
AT5 MPW2	5.0	2.7	1.2	45	400	Steel	Yes	Yes	Yes	Yes	NS	Yes	Steel	15	60	25
													High Flex	12	40	25
													High Power	25	60	40
													Hi-Power Flex	20	40	40
													Kevlar	15	60	25
													Stainless	15	65	60
AT10 MPW2	10.0	4.5	2.5	37	194	Steel	Yes	Yes	Yes	Yes	NS	Yes	Steel	15	120	50
													HF	15	80	50
													HP	25	150	80
													HPF	16	100	60
													Kevlar	15	120	50
													Stainless	19	110	110

- Standard compound = Thermoset polyurethane
- Compound hardness = 88 Shore A
- Standard color = gray / green
- Alternative colors and/or hardness - consult Megadyne
- Standard cord = steel
- Contact Megadyne for specific belt size requirements

- Belt width = We slit to any requested width
- NS = Non-Standard - Consult Megadyne for availability
- For additional details, request the Megapower2 Technical Catalog
- High Power, High Flex and High Power flex are steel cord
- All items subject to minimum order quantity

WARNING: This substrate product can expose you to chemicals including titanium dioxide, which is known to the State of California to cause cancer or birth defects or other reproductive harm. For more information visit www.P65WARNINGS.ca.gov

SYNCHRONOUS BELTS

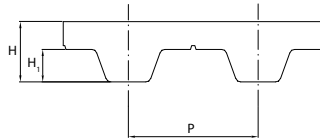
Megapower2 - T5 - Polyurethane Truly Endless

Megapower T2, T2.5

AVAILABLE SIZES

Additional lengths may be available.
Contact Megadyne for sizes not listed.

T2.5 - T5



Part Nomenclature
MPW8T2.5/915

- MPW** = Megapower
- 8** = Belt width (mm)
- T** = Trapezoidal Tooth profile
- 2.5** = Tooth Pitch (mm)
- 915** = Pitch length (mm)

T2.5*		
Belt Type	Pitch Length (mm)	Number of Teeth
120	120	48
145	145	58
160	160	64
177.5	177.5	71
180	180	72
182.5	182.5	73
200	200	80
210	210	84
230	230	92
245	245	98
265	265	106
277.5	277.5	111
285	285	114
290	290	116
305	305	122
317.5	317.5	127
330	330	132
342.5	342.5	137
380	380	152
395	395	158
420	420	168
480	480	192
500	500	200
540	540	216
600	600	240
620	620	248
650	650	260
680	680	272
700	700	280
780	780	312
880	880	352
915	915	366
950	950	380
1185	1185	474

T2*		
Belt Type	Pitch Length (mm)	Number of Teeth
180	180	90
200	200	100

T5		
Belt Type	Pitch Length (mm)	Number of Teeth
120	120	24
150	150	30
165	165	33
180	180	36
185	185	37
200	200	40
210	210	42
215	215	43
220	220	44
225	225	45
245	245	49
250	250	50
255	255	51
260	260	52
270	270	54
275	275	55
280	280	56
295	295	59
300	300	60
305	305	61
330	330	66
340	340	68
350	350	70
355	355	71
365	365	73
375	375	75
390	390	78

T5		
Belt Type	Pitch Length (mm)	Number of Teeth
395	395	79
400	400	80
410	410	82
420	420	84
425	425	85
440	440	88
445	445	89
450	450	90
455	455	91
460	460	92
475	475	95
480	480	96
500	500	100
510	510	102
** 515	515	103
525	525	53
545	545	109
550	550	110
* 560	560	56
575	575	115
590	590	118
600	600	120
610	610	122
620	620	124
630	630	126
640	640	128
650	650	130
660	660	132
675	675	135
690	690	138
700	700	140
720	720	144

T5		
Belt Type	Pitch Length (mm)	Number of Teeth
725	725	145
750	750	150
765	765	153
780	780	156
800	800	160
815	815	163
830	830	166
840	840	168
850	850	170
860	860	172
885	885	177
900	900	180
920	920	184
940	940	188
990	990	198
1000	1000	200
1075	1075	215
1100	1100	220
1160	1160	232
1200	1200	240
1215	1215	243
1275	1275	255
1280	1280	256
1315	1315	263
1350	1350	270
1355	1355	271
1380	1380	276
1440	1440	288
1470	1470	294
1500	1500	300
1580	1580	316
1690	1690	338
1955	1955	391

* T2 & T2.5 are Megapower construction (not Megapower2)

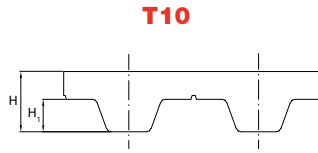
** Also available in a "no gap" construction for applications where bacteria contamination is a concern (e.g., food applications)



Megapower2 - Polyurethane Truly Endless T10, Dual Sided T5 & T10

AVAILABLE SIZES

Additional lengths may be available.
Contact Megadyne for sizes not listed.



Part Nomenclature **MPW16T10/750**

- MPW** = Megapower
- 16** = Belt width (mm)
- T** = Trapezoidal Tooth profile
- 10** = Tooth Pitch (mm)
- 750** = Pitch length (mm)

T10		
Belt Type	Pitch Length (mm)	Belt Teeth
260	260	26
320	320	32
340	340	34
370	370	37
390	390	39
400	400	40
410	410	41
440	440	44
450	450	45
480	480	48
500	500	50
530	530	53
550	550	55
560	560	56
* 600	600	60
610	610	61

T10		
Belt Type	Pitch Length (mm)	Belt Teeth
* 630	630	63
650	650	65
660	660	66
680	680	68
690	690	69
700	700	70
* 720	720	72
730	730	73
750	750	75
780	780	78
* 800	800	80
810	810	81
840	840	84
850	850	85
880	880	88
890	890	89

T10		
Belt Type	Pitch Length (mm)	Belt Teeth
* 900	900	90
910	910	91
* 920	920	92
950	950	95
960	960	96
970	970	97
980	980	98
1000	1000	100
1010	1010	101
1050	1050	105
1080	1080	108
1100	1100	110
1110	1110	111
1140	1140	114
1150	1150	115
1200	1200	120

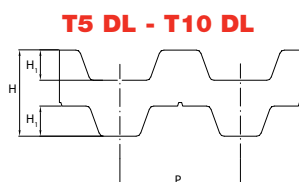
T10		
Belt Type	Pitch Length (mm)	Belt Teeth
1210	1210	121
1240	1240	124
1250	1250	125
1300	1300	130
1320	1320	132
1350	1350	135
1390	1390	139
1400	1400	140
1420	1420	142
1440	1440	144
1450	1450	145
1460	1460	146
1500	1500	150
1560	1560	156
1600	1600	160
1610	1610	161

T10		
Belt Type	Pitch Length (mm)	Belt Teeth
1700	1700	170
1750	1750	175
1780	1780	178
1800	1800	180
1880	1880	188
1960	1960	196
2250	2250	225

* Also available in a "no gap" construction for applications where bacteria contamination is a concern (e.g., food applications)

Part Nomenclature - Dual Sided **MPW10T10/660DL**

- MPW** = Megapower
- 10** = Belt width (mm)
- T** = Trapezoidal Tooth profile
- 10** = Tooth Pitch (mm)
- 660** = Pitch length (mm)
- DL** = Dual sided (teeth on both sides)



T5 Dual		
Belt Type	Pitch Length (mm)	Belt Teeth
410 DD	410	82
460 DD	460	92
515 DD	515	103
525 DD	525	105
550 DD	550	110
590 DD	590	118
620 DD	620	124
650 DD	650	130
685 DD	685	137
700 DD	700	140
750 DD	750	150
815 DD	815	163
840 DD	840	168
860 DD	860	172
940 DD	940	188
1100 DD	1100	220

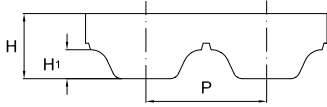
T10 Dual		
Belt Type	Pitch Length (mm)	Belt Teeth
260 DD	260	26
530 DD	530	53
630 DD	630	63
660 DD	660	66
700 DD	700	70
720 DD	720	72
800 DD	800	80
840 DD	840	84
900 DD	900	90
920 DD	920	92
980 DD	980	98
1010 DD	1010	101

T10 Dual		
Belt Type	Pitch Length (mm)	Belt Teeth
1100 DD	1100	110
1150 DD	1150	115
1210 DD	1210	121
1240 DD	1240	124
1250 DD	1250	125
1320 DD	1320	132
1350 DD	1350	135
1420 DD	1420	142
1500 DD	1500	150
1610 DD	1610	161
1800 DD	1800	180
1880 DD	1880	188

WARNING: This substrate product can expose you to chemicals including titanium dioxide, which is known to the State of California to cause cancer or birth defects or other reproductive harm.
For more information visit www.P65WARNINGS.ca.gov

Megapower2 - AT5, AT10

AT5 - AT10



Part Nomenclature
MPW20AT10/1010

- MPW** = Megapower
- 20** = Belt width (mm)
- AT** = Modified Trapezoidal Tooth profile (50° angle)
- 10** = Tooth Pitch (mm)
- 1010** = Pitch length (mm)

AT Profiles are a trapezoidal type tooth profile but have different dimensions than standard trapezoidal tooth profiles (T5, T10, MXL, XL, etc.) for a more robust tooth and reduced backlash

Backlash is the necessary clearance between belt teeth and pulley grooves for proper meshing. A system with reduced backlash will yield more precise movement, specifically in a bi-directional moving application.

AT tooth profiles are not interchangeable with standard trapezoidal tooth profiles (T5, T10, MXL, XL, etc.) and require special pulleys. AT tooth profiles have a 50° tooth angle while standard trapezoidal belts have a 40° tooth angle.

AVAILABLE SIZES

Additional lengths may be available. Contact Megadyne for sizes not listed.

AT5		
Belt Type	Pitch Length (mm)	Number of Teeth
225	225	45
255	255	51
275	275	55
280	280	56
300	300	60
330	330	66
340	340	68
375	375	75
390	390	78
420	420	84
450	450	90
455	455	91
480	480	96
500	500	100
525	525	105
545	545	53
600	600	120

AT5		
Belt Type	Pitch Length (mm)	Number of Teeth
610	610	122
620	620	124
630	630	126
660	660	132
670	670	134
710	710	142
720	720	144
750	750	150
780	780	156
825	825	165
860	860	172
975	975	195
1050	1050	210
1125	1125	225
1500	1500	300
2000	2000	400

AT10		
Belt Type	Pitch Length (mm)	Number of Teeth
370	370	37
500	500	50
560	560	56
580	580	58
600	600	60
610	610	61
630	630	63
660	660	66
700	700	70
730	730	73
780	780	78
800	800	80
810	810	81
840	840	84
880	880	88
890	890	89
920	920	92
960	960	96
980	980	98
1000	1000	100
1010	1010	101
1050	1050	105
1080	1080	108
1100	1100	110
1150	1150	115
1190	1190	119

AT10		
Belt Type	Pitch Length (mm)	Number of Teeth
1200	1200	120
1210	1210	121
1220	1220	122
1230	1230	123
1240	1240	124
1250	1250	125
1280	1280	128
1300	1300	130
1320	1320	132
1350	1350	135
1360	1360	136
1400	1400	140
1420	1420	142
1480	1480	148
1500	1500	150
1600	1600	160
1630	1630	163
1700	1700	170
1720	1720	172
1800	1800	180
1860	1860	186
1940	1940	194

WARNING: This substrate product can expose you to chemicals including titanium dioxide, which is known to the State of California to cause cancer or birth defects or other reproductive harm.
 For more information visit www.P65WARNINGS.ca.gov



WARNING: This product can expose you to chemicals including carbon black, which is known to the State of California to cause cancer or birth defects or other reproductive harm.
For more information visit www.P65WARNINGS.ca.gov

Fractional Horsepower (FHP) 3L Section

Fractional Horsepower (FHP) V-Belts are ideal for HVAC equipment, appliances, outdoor power equipment, lawn & garden, and various industrial applications. Generally, 3L FHP belts are used individually on drives of 1 horsepower or less. See Classical Multi-Plus belts for 4L and 5L belts.

PART NOMENCLATURE

3L130

3 = top width in eighths of an inch = 3/8"

L = Light Duty (FHP)

130 = outside length in tenths of an inch = 13.0"

Features & Benefits

Oil & Heat Resistant

Flexibility

Static Dissipating

Durability in tough environments

Ideal for use with backside idlers

Safe operation in potentially dangerous atmosphere

Construction

Compound

Cord

Cover

Styrene Butadiene Rubber

Polyester

Cotton/polyester blend

Technical Info

Applications

Engineering Standards

Temperature Range

Recommended Pulleys

Note

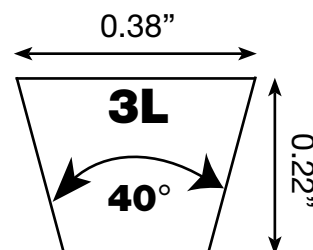
HVAC Equipment, Lawn & Garden, Appliances, General Industry

Conforms to ARPM standard IP-23

-22°F/+176° (-30°C/+80°C)

Use pulleys made to ARPM standards

Effective length is approximately equal to outside length



3L - AVAILABLE SIZES

Additional lengths may be available - contact Megadyne for sizes not listed

Belt Number	Outside Length (inch)	Approx. Weight (lbs.)	Belt Number	Outside Length (inch)	Approx. Weight (lbs.)	Belt Number	Outside Length (inch)	Approx. Weight (lbs.)	Belt Number	Outside Length (inch)	Approx. Weight (lbs.)
3L130	13.0	0.04	3L290	29.0	0.10	3L450	45.0	0.15	3L610	61.0	0.20
3L140	14.0	0.04	3L300	30.0	0.10	3L460	46.0	0.15	3L620	62.0	0.20
3L150	15.0	0.04	3L310	31.0	0.11	3L470	47.0	0.16	3L630	63.0	0.20
3L160	16.0	0.04	3L315	31.5	0.11	3L475	47.5	0.16	3L640	64.0	0.21
3L170	17.0	0.06	3L320	32.0	0.11	3L480	48.0	0.16	3L650	65.0	0.21
3L180	18.0	0.06	3L330	33.0	0.11	3L490	49.0	0.16	3L660	66.0	0.21
3L190	19.0	0.06	3L340	34.0	0.11	3L500	50.0	0.17	3L670	67.0	0.22
3L200	20.0	0.07	3L350	35.0	0.12	3L510	51.0	0.17	3L680	68.0	0.22
3L210	21.0	0.07	3L360	36.0	0.12	3L520	52.0	0.17	3L690	69.0	0.22
3L220	22.0	0.07	3L370	37.0	0.12	3L530	53.0	0.18	3L700	70.0	0.22
3L230	23.0	0.08	3L380	38.0	0.13	3L540	54.0	0.18	3L710	71.0	0.22
3L240	24.0	0.08	3L390	39.0	0.13	3L550	55.0	0.19	3L720	72.0	0.23
3L250	25.0	0.08	3L400	40.0	0.13	3L560	56.0	0.19	3L730	73.0	0.23
3L260	26.0	0.09	3L410	41.0	0.14	3L570	57.0	0.19	3L740	74.0	0.23
3L270	27.0	0.09	3L420	42.0	0.14	3L580	58.0	0.20	3L750	75.0	0.24
3L280	28.0	0.09	3L430	43.0	0.15	3L590	59.0	0.20	3L760	76.0	0.24
3L285	28.5	0.09	3L440	44.0	0.15	3L600	60.0	0.20	-	-	-

UniMatch® Classical Multi-Plus A, B, C, D, E, 4L, 5L

Multi-Plus V-Belts are designed to perform in tandem in multiple V-Belt drives, maintaining drive efficiency and belt performance. Multi-Plus V-Belts are always matched, easy to install and maintain. Multi-Plus V-Belts come in a complete range of sizes, are anti-static and offer oil and heat resistance meeting ARPM requirements.

Dual Branding – A and B section belts up to 100" are Dual Branded clearly identifying both ARPM classical and fractional horsepower (FHP) sizes allowing consolidation of your classical and FHP inventory into one belt line – saving you money! No need to carry two separate product lines. The dual part number system is more than just labeling, too. FHP & Classical belts have the same top width dimension but classical profile is deeper, allowing more belt/pulley contact and reducing sheave wear.

Dual Branding Examples: A40 (4L420) --- B78 (5L810)



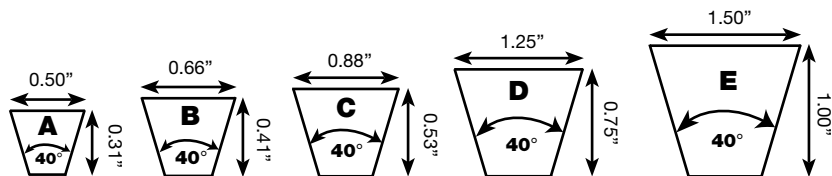
WARNING: This product can expose you to chemicals including carbon black, which is known to the State of California to cause cancer or birth defects or other reproductive harm. For more information visit www.P65WARNINGS.ca.gov

PART NOMENCLATURE

A15

A = 0.50" width x 0.31" thickness

15 = Inside length 15.0"



Features & Benefits

UniMatch Construction: Consistent performance in multiple V-Belt drives - ensures all belts will measure within ARPM matching standards

Dual Branding: A & B sections dual-branded with classical and FHP part numbers - reduces inventory by allowing you to discontinue 4L and 5L

Oil & Heat Resistant: Durability in tough environments

Construction

Compound: Natural rubber/SBR
Cord: Polyester
Cover: Cotton/polyester blend

Technical Info

Applications General Industry, HVAC Equipment, Lawn & Garden, Agriculture
Engineering Standards Conforms to ARPM standard IP-20
Temperature Range -22°F/+176° (-30°C/+80°C)
Recommended Pulleys Use pulleys made to ARPM standards

All items subject to minimum order requirements.

Classical Multi-Plus - A,B

AVAILABLE SIZES

Additional Lengths may be available.

Contact Megadyne for sizes not listed.


A		
Belt Number	Outside Length (inch)	Approx. Weight (lbs.)
A15 (4L170)	17.0	0.10
A16 (4L180)	18.0	0.10
A17 (4L190)	19.0	0.10
A18 (4L200)	20.0	0.10
A19 (4L210)	21.0	0.10
A20 (4L220)	22.0	0.10
A21 (4L230)	23.0	0.10
A22 (4L240)	24.0	0.15
A23 (4L250)	25.0	0.20
A24 (4L260)	26.0	0.20
A25 (4L270)	27.0	0.20
A26 (4L280)	28.0	0.20
A27 (4L290)	29.0	0.20
A28 (4L300)	30.0	0.20
A29 (4L310)	31.0	0.20
A30 (4L320)	32.0	0.20
A31 (4L330)	33.0	0.20
A32 (4L340)	34.0	0.20
A33 (4L350)	35.0	0.20
A34 (4L360)	36.0	0.20
A35 (4L370)	37.0	0.20
A36 (4L380)	38.0	0.20
A37 (4L390)	39.0	0.20
A38 (4L400)	40.0	0.20
A39 (4L410)	41.0	0.20
A40 (4L420)	42.0	0.20
A41 (4L430)	43.0	0.20
A42 (4L440)	44.0	0.20
A43 (4L450)	45.0	0.30
A44 (4L460)	46.0	0.30
A45 (4L470)	47.0	0.30
A46 (4L480)	48.0	0.30
A47 (4L490)	49.0	0.30
A48 (4L500)	50.0	0.30
A49 (4L510)	51.0	0.30
A50 (4L520)	52.0	0.30
A51 (4L530)	53.0	0.30
A52 (4L540)	54.0	0.30

A		
Belt Number	Outside Length (inch)	Approx. Weight (lbs.)
A53 (4L550)	55.0	0.30
A54 (4L560)	56.0	0.30
A55 (4L570)	57.0	0.30
A56 (4L580)	58.0	0.30
A57 (4L590)	59.0	0.30
A58 (4L600)	60.0	0.30
A59 (4L610)	61.0	0.30
A60 (4L620)	62.0	0.30
A61 (4L630)	63.0	0.30
A62 (4L640)	64.0	0.30
A63 (4L650)	65.0	0.30
A64 (4L660)	66.0	0.30
A65 (4L670)	67.0	0.30
A66 (4L680)	68.0	0.40
A67 (4L690)	69.0	0.40
A68 (4L700)	70.0	0.40
A69 (4L710)	71.0	0.40
A70 (4L720)	72.0	0.40
A71 (4L730)	73.0	0.40
A72 (4L740)	74.0	0.40
A73 (4L750)	75.0	0.40
A74 (4L760)	76.0	0.40
A75 (4L770)	77.0	0.40
A76 (4L780)	78.0	0.40
A77 (4L790)	79.0	0.40
A78 (4L800)	80.0	0.40
A79 (4L810)	81.0	0.40
A80 (4L820)	82.0	0.40
A81 (4L830)	83.0	0.40
A82 (4L840)	84.0	0.40
A83 (4L850)	85.0	0.40
A84 (4L860)	86.0	0.40
A85 (4L870)	87.0	0.40
A86 (4L880)	88.0	0.40
A87 (4L890)	89.0	0.40
A88 (4L900)	90.0	0.40
A89 (4L910)	91.0	0.40
A90 (4L920)	92.0	0.40
A91 (4L930)	93.0	0.50

A		
Belt Number	Outside Length (inch)	Approx. Weight (lbs.)
A92 (4L940)	94.0	0.50
A93 (4L950)	95.0	0.50
A94 (4L960)	96.0	0.50
A95 (4L970)	97.0	0.50
A96 (4L980)	98.0	0.50
A97 (4L990)	99.0	0.50
A98 (4L1000)	100.0	0.50
A99	101.0	0.50
A100	102.0	0.50
A101	103.0	0.50
A102	104.0	0.50
A103	105.0	0.50
A104	106.0	0.50
A105	107.0	0.50
A106	108.0	0.55
A107	109.0	0.57
A108	110.0	0.60
A109	111.0	0.65
A110	112.0	0.70
A111	113.0	0.75
A112	114.0	0.80
A113	115.0	0.80
A114	116.0	0.80
A115	117.0	0.80
A116	118.0	0.80
A118	120.0	0.80
A119	121.0	0.80
A120	122.0	0.80
A124	126.0	0.80
A128	130.0	0.80
A130	132.0	0.80
A132	134.0	0.80
A133	135.0	0.80
A133.5	135.5	0.80
A134	136.0	0.80
A135	137.0	0.90
A136	138.0	0.90
A137	139.0	0.90
A138	140.0	0.90
A140	142.0	0.95
A144	146.0	1.00
A148	148.0	1.10
A155	157.0	1.10
A156	158.0	1.10
A157	159.0	1.10

A		
Belt Number	Outside Length (inch)	Approx. Weight (lbs.)
A158	160.0	1.10
A162	164.0	1.10
A170	172.0	1.10
A173	175.0	1.15
A180	182.0	1.15
A196	198.0	1.31
A197	199.0	1.31
A210	212.0	1.35
A221	223.0	1.40
A238	240.0	1.50
A256	258.0	1.70
A258	260.0	1.75

B		
Belt Number	Outside Length (inch)	Approx. Weight (lbs.)
5L220	22.0	0.40
B20 (5L230)	23.0	0.40
B21 (5L240)	24.0	0.40
B22 (5L250)	25.0	0.40
B23 (5L260)	26.0	0.40
B24 (5L270)	27.0	0.40
B25 (5L280)	28.0	0.40
B26 (5L290)	29.0	0.40
B27 (5L300)	30.0	0.40
B28 (5L310)	31.0	0.40
B29 (5L320)	32.0	0.40
B30 (5L330)	33.0	0.40
B31 (5L340)	34.0	0.40
B32 (5L350)	35.0	0.40
B33 (5L360)	36.0	0.40
B34 (5L370)	37.0	0.40
B35 (5L380)	38.0	0.40
B36 (5L390)	39.0	0.40
B37 (5L400)	40.0	0.40
B38 (5L410)	41.0	0.40
B39 (5L420)	42.0	0.40
B40 (5L430)	43.0	0.40
B41 (5L440)	44.0	0.40
B42 (5L450)	45.0	0.40
B43 (5L460)	46.0	0.40
B44 (5L470)	47.0	0.40
B45 (5L480)	48.0	0.40
B46 (5L490)	49.0	0.50

 **WARNING:** This product can expose you to chemicals including carbon black, which is known to the State of California to cause cancer or birth defects or other reproductive harm. For more information visit www.P65WARNINGS.ca.gov

Classical Multi-Plus - B (continued)

AVAILABLE SIZES

Additional Lengths may be available. Contact Megadyne for sizes not listed.

B		
Belt Number	Outside Length (inch)	Approx. Weight (lbs.)
B47 (5L500)	50.0	0.50
B48 (5L510)	51.0	0.50
B49 (5L520)	52.0	0.50
B50 (5L530)	53.0	0.50
B51 (5L540)	54.0	0.50
B52 (5L550)	55.0	0.50
B53 (5L560)	56.0	0.50
B54 (5L570)	57.0	0.50
B55 (5L580)	58.0	0.60
B56 (5L590)	59.0	0.60
B57 (5L600)	60.0	0.60
B58 (5L610)	61.0	0.60
B59 (5L620)	62.0	0.60
B60 (5L630)	63.0	0.60
B61 (5L640)	64.0	0.70
B62 (5L650)	65.0	0.70
B63 (5L660)	66.0	0.70
B64 (5L670)	67.0	0.70
B65 (5L680)	68.0	0.70
B66 (5L690)	69.0	0.70
B67 (5L700)	70.0	0.70
B68 (5L710)	71.0	0.70
B69 (5L720)	72.0	0.70
B70 (5L730)	73.0	0.70
B71 (5L740)	74.0	0.70
B72 (5L750)	75.0	0.70
B73 (5L760)	76.0	0.70
B74 (5L770)	77.0	0.70
B75 (5L780)	78.0	0.70
B76 (5L790)	79.0	0.70
B77 (5L800)	80.0	0.80
B78 (5L810)	81.0	0.80
B79 (5L820)	82.0	0.80
B80 (5L830)	83.0	0.80
B81 (5L840)	84.0	0.80
B82 (5L850)	85.0	0.80
B83 (5L860)	86.0	0.80
B84 (5L870)	87.0	0.80
B85 (5L880)	88.0	0.80

B		
Belt Number	Outside Length (inch)	Approx. Weight (lbs.)
B86 (5L890)	89.0	0.80
B87 (5L900)	90.0	0.80
B88 (5L910)	91.0	0.80
B89 (5L920)	92.0	0.80
B90 (5L930)	93.0	0.90
B91 (5L940)	94.0	0.90
B92 (5L950)	95.0	0.90
B93 (5L960)	96.0	0.90
B94 (5L970)	97.0	0.90
B95 (5L980)	98.0	0.90
B96 (5L990)	99.0	0.90
B97 (5L1000)	100.0	0.90
B98 (5L1010)	101.0	0.90
B99 (5L1020)	102.0	1.00
B100	103.0	1.00
B101	104.0	1.00
B102	105.0	1.00
B103	106.0	1.00
B104	107.0	1.00
B105	108.0	1.00
B106	109.0	1.00
B107	110.0	1.00
B108	111.0	1.00
B109	112.0	1.00
B110	113.0	1.10
B111	114.0	1.10
B112	115.0	1.10
B113	116.0	1.15
B114	117.0	1.20
B115	118.0	1.20
B116	119.0	1.20
B118	121.0	1.20
B120	123.0	1.20
B122	125.0	1.20
B123	126.0	1.20
B124	127.0	1.20
B125	128.0	1.20
B126	129.0	1.20
B127	130.0	1.20

B		
Belt Number	Outside Length (inch)	Approx. Weight (lbs.)
B128	131.0	1.30
B130	133.0	1.30
B131	134.0	1.30
B132	135.0	1.30
B133	136.0	1.30
B134	137.0	1.30
B135	138.0	1.30
B136	139.0	1.30
B138	141.0	1.30
B140	143.0	1.30
B141	144.0	1.30
B142	145.0	1.30
B144	147.0	1.40
B147	150.0	1.40
B148	151.0	1.40
B150	153.0	1.50
B152	155.0	1.50
B153	155.0	1.50
B154	157.0	1.50
B156	159.0	1.50
B157	160.0	1.50
B158	161.0	1.50
B162	165.0	1.50
B163	166.0	1.50
B165	168.0	1.50
B166	169.0	1.50
B168	171.0	1.50
B170	173.0	1.50
B173	176.0	1.50
B175	178.0	1.50
B177	180.0	1.50
B180	183.0	1.50
B182	185.0	1.50
B184	187.0	1.50
B187	190.0	1.70
B188	191.0	1.80
B190	193.0	1.90
B192	195.0	2.00
B195	198.0	2.00

B		
Belt Number	Outside Length (inch)	Approx. Weight (lbs.)
B197	200.0	2.00
B204	207.0	2.00
B205	208.0	2.00
B210	213.0	2.00
B215	217.0	2.10
B220	221.0	2.15
B221	223.0	2.25
B223	225.0	2.25
B224	226.0	2.30
B225	227.0	2.30
B228	230.0	2.30
B229	231.0	2.30
B234	236.0	2.30
B237	239.0	2.30
B240	242.0	2.30
B248	250.0	2.30
B252	254.0	2.30
B253	255.0	2.30
B255	257.0	2.30
B256	258.0	2.30
B259	261.0	2.30
B265	267.0	2.30
B268	270.0	2.30
B270	272.0	2.30
B276	278.0	2.70
B280	282.0	2.70
B285	287.0	2.70
B292	294.0	2.70
B293	295.0	2.70
B300	302.0	2.70
B315	317.0	2.90
B330	332.0	2.90
B333	335.0	2.90
B345	347.0	3.00
B360	362.0	3.20
B394	396.0	4.00
B433	435.0	4.20
B472	474.0	4.60
B512	514.0	4.90



Classical Multi-Plus - C

AVAILABLE SIZES

Additional Lengths may be available. Contact Megadyne for sizes not listed.

C		
Belt Number	Outside Length (inch)	Approx. Weight (lbs.)
C41	45.0	0.80
C43	47.0	0.80
C45	49.0	0.80
C46	40.0	0.80
C47	51.0	0.80
C48	52.0	0.90
C50	54.0	0.90
C51	55.0	0.90
C52	56.0	0.90
C53	57.0	0.90
C54	58.0	0.90
C55	59.0	1.00
C56	60.0	1.02
C57	61.0	1.04
C58	62.0	1.06
C59	63.0	1.08
C60	64.0	1.10
C61	65.0	1.10
C62	66.0	1.10
C63	67.0	1.10
C64	68.0	1.10
C65	69.0	1.10
C66	70.0	1.10
C67	71.0	1.10
C68	72.0	1.10
C69	73.0	1.15
C70	74.0	1.20
C71	75.0	1.20
C72	76.0	1.20
C73	77.0	1.20
C74	78.0	1.20
C75	79.0	1.20
C76	80.0	1.20
C77	81.0	1.20
C78	82.0	1.20
C79	83.0	1.20
C80	84.0	1.20
C81	85.0	1.30
C82	86.0	1.30
C83	87.0	1.30
C84	88.0	1.40
C85	89.0	1.40

C		
Belt Number	Outside Length (inch)	Approx. Weight (lbs.)
C86	90.0	1.40
C87	91.0	1.40
C88	92.0	1.40
C90	94.0	1.40
C92	96.0	1.40
C93	97.0	1.40
C94	98.0	1.50
C95	99.0	1.50
C96	100.0	1.50
C97	101.0	1.80
C97	101.5	1.80
C98	102.0	1.80
C99	103.0	1.80
C100	104.0	1.90
C101	105.0	1.90
C102	106.0	1.90
C103	107.0	1.90
C104	108.0	1.90
C105	109.0	1.90
C106	110.0	1.90
C107	111.0	1.90
C108	112.0	1.90
C109	113.0	1.90
C110	114.0	1.90
C112	116.0	2.00
C114	118.0	2.00
C115	119.0	2.00
C116	120.0	2.00
C118	122.0	2.10
C120	124.0	2.20
C124	128.0	2.25
C126	130.0	2.30
C128	132.0	2.40
C130	134.0	2.40
C132	136.0	2.40
C134	138.0	2.40
C136	140.0	2.40
C138	142.0	2.40
C140	144.0	2.40
C141	145.0	2.40
C142	146.0	2.40
C143	147.0	2.40
C144	148.0	2.40

C		
Belt Number	Outside Length (inch)	Approx. Weight (lbs.)
C148	152.0	2.60
C150	154.0	2.60
C152	156.0	2.60
C153	157.0	2.60
C154	158.0	2.70
C155	159.0	2.70
C156	160.0	2.70
C158	162.0	2.70
C159	163.0	2.70
C160	164.0	2.70
C162	166.0	2.70
C166	170.0	2.70
C168	172.0	2.70
C170	174.0	2.80
C172	176.0	3.00
C173	177.0	3.00
C175	179.0	3.00
C176	180.0	3.00
C177	181.0	3.10
C180	184.0	3.20
C185	189.0	3.20
C188	192.0	3.20
C190	194.0	3.20
C195	199.0	3.40
C196	200.0	3.40
C200	204.0	3.50
C202	206.0	3.60
C204	208.0	3.60
C207	211.0	3.65
C208	212.0	3.65
C210	214.0	3.70
C215	219.0	3.70
C220	222.0	3.70
C225	227.0	4.40
C228	230.0	4.40
C230	232.0	4.60
C238	240.0	4.80
C240	242.0	4.80
C245	247.0	5.00
C246	248.0	5.00
C248	250.0	5.00

C		
Belt Number	Outside Length (inch)	Approx. Weight (lbs.)
C253	255.0	5.00
C255	257.0	5.00
C261	263.0	5.20
C265	267.0	5.20
C270	272.0	5.40
C276	278.0	5.40
C280	282.0	5.50
C285	287.0	5.60
C297	299.0	5.60
C300	302.0	5.60
C303	305.0	5.60
C314	316.0	5.60
C315	317.0	5.60
C330	332.0	5.70
C345	347.0	6.60
C360	362.0	7.00
C390	392.0	7.40
C420	422.0	7.80
C480	482.0	7.90



WARNING: This product can expose you to chemicals including carbon black, which is known to the State of California to cause cancer or birth defects or other reproductive harm. For more information visit www.P65WARNINGS.ca.gov

Classical Multi-Plus - D, E

AVAILABLE SIZES

Additional Lengths may be available. Contact Megadyne for sizes not listed.

D		
Belt Number	Outside Length (inch)	Approx. Weight (lbs.)
D90	95.0	3.40
D98	103.0	3.60
D105	110.0	4.00
D112	117.0	4.20
D115	120.0	4.30
D116	121.0	4.30
D120	125.0	4.50
D128	133.0	4.80
D132	137.0	5.00
D135	140.0	5.00
D136	141.0	5.20
D139	144.0	5.30
D140	145.0	5.30
D144	149.0	5.40
D148	153.0	5.60
D154	159.0	5.80
D155	160.0	5.80
D158	163.0	6.00
D159	164.0	6.00
D162	167.0	6.10
D165	170.0	6.20
D170	175.0	6.40
D171	176.0	6.40
D173	178.0	6.50
D180	185.0	6.80
D195	200.0	7.30
D205	210.0	7.90

D		
Belt Number	Outside Length (inch)	Approx. Weight (lbs.)
D210	215.0	8.40
D225	228.0	8.40
D240	243.0	9.00
D242	245.0	9.25
D248	251.0	9.50
D255	258.0	9.60
D264	267.0	9.80
D270	273.0	10.00
D285	288.0	10.70
D300	303.0	11.20
D315	318.0	11.80
D330	333.0	12.40
D345	348.0	12.60
D355	358.0	13.00
D360	363.0	13.50
D390	393.0	14.60
D394	397.0	14.80
D420	423.0	15.80
D441	444.0	16.50
D450	453.0	16.95
D480	483.0	18.10
D540	543.0	20.20
D600	603.0	22.40
D660	663.0	24.80

E		
Belt Number	Outside Length (inch)	Approx. Weight (lbs.)
E144	150.0	9.30
E180	186.0	9.30
E195	201.0	10.00
E210	216.0	12.00
E225	231.0	13.00
E240	246.0	13.50
E270	276.0	15.30
E285	291.0	16.00
E300	306.0	17.00
E310	316.0	17.60
E330	336.0	18.80
E360	366.0	20.40
E380	386.0	21.00
E390	396.0	22.10
E420	426.0	23.80
E441	447.0	25.00
E460	466.0	26.00
E480	486.0	28.00



WARNING: This product can expose you to chemicals including carbon black, which is known to the State of California to cause cancer or birth defects or other reproductive harm. For more information visit www.P65WARNINGS.ca.gov



UniMatch® Cogged Raw Edge Classical V-Belts - AX, BX, CX Oil & Heat Resistant/Static Dissipating

Megadyne V-belts in raw edge, cogged construction are ideally suited to high-speed compact drives. These belts all have the UniMatch feature ensuring belts of matched length when used on drives requiring the use of multiple, or a set of belts.

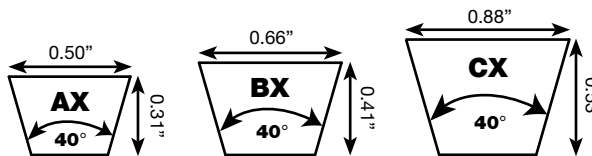
Cogged Raw Edge V-belts are designated by a letter indicating belt section, followed by "X" which signifies cogged, raw edge construction that has greater power capacity than standard wrapped construction.

WARNING: This product can expose you to chemicals including carbon black, which is known to the State of California to cause cancer or birth defects or other reproductive harm. For more information visit www.P65WARNINGS.ca.gov

PART NOMENCLATURE

AX22

- A** = 0.5" Width x 0.31" Thickness
- X** = Raw edge sidewalls, cogged construction
- 22** = ARPM Standard length designation



Features & Benefits

- Raw Edge Sidewalls** Eliminates slippage and increases efficiency versus wrapped V-belts and saves energy
- UniMatch Construction** Consistent performance in multiple V-belt drives and ensures all belts of the same size measure within ARPM matching limits
- Oil & Heat Resistant** Better than standard belts in oily environments (occasional splash) and higher ambient temperatures

Construction

- Compound** Chloroprene
- Cord** Polyester
- Top Fabric** Cotton/polyester blend

Technical Info

- Applications** General Industry, HVAC Equipment, Lawn & Garden, Agriculture
- Engineering Standards** Conforms to ARPM standard IP-20
- Temperature Range** -22°F/+194° (-30°C/+90°C)
- Recommended Pulleys** Use pulleys made to ARPM standards

UniMatch® Cogged Raw Edge Classical AX, BX, CX

AVAILABLE SIZES

Additional Lengths may be available.
Contact Megadyne for sizes not listed.

AX		
Belt Number	Outside Length (inch)	Approx. Weight (lbs.)
AX20	22.0	0.16
AX21	23.0	0.16
AX22	24.0	0.17
AX23	25.0	0.17
AX24	26.0	0.17
AX25	27.0	0.18
AX26	28.0	0.18
AX27	29.0	0.18
AX28	30.0	0.19
AX29	31.0	0.20
AX30	32.0	0.20
AX31	33.0	0.21
AX32	34.0	0.21
AX33	35.0	0.22
AX34	36.0	0.23
AX35	37.0	0.24
AX36	38.0	0.24
AX37	39.0	0.25
AX38	40.0	0.26
AX39	41.0	0.26
AX40	42.0	0.26
AX41	43.0	0.27
AX42	44.0	0.28
AX43	45.0	0.29
AX44	46.0	0.30
AX45	47.0	0.31
AX46	48.0	0.31
AX47	49.0	0.31
AX48	50.0	0.32
AX49	51.0	0.33
AX50	52.0	0.33
AX51	53.0	0.34
AX52	54.0	0.35
AX53	55.0	0.35
AX54	56.0	0.36
AX55	57.0	0.36
AX56	58.0	0.37
AX57	59.0	0.37
AX58	60.0	0.38
AX59	61.0	0.40
AX60	62.0	0.40
AX61	63.0	0.40
AX62	64.0	0.41
AX63	65.0	0.41
AX64	66.0	0.42
AX65	67.0	0.43
AX66	68.0	0.43
AX67	69.0	0.44
AX68	70.0	0.45
AX69	71.0	0.46
AX70	72.0	0.46
AX71	73.0	0.47
AX72	74.0	0.48
AX73	75.0	0.48
AX74	76.0	0.48
AX75	77.0	0.49
AX76	78.0	0.50
AX77	79.0	0.50
AX78	80.0	0.51
AX80	82.0	0.52
AX84	86.0	0.54
AX85	87.0	0.55
AX86	88.0	0.56
AX90	92.0	0.59
AX92	94.0	0.61
AX96	98.0	0.62

AX		
Belt Number	Outside Length (inch)	Approx. Weight (lbs.)
AX105	107.0	0.68
AX108	108.0	0.70
AX110	112.0	0.71
AX112	114.0	0.73
AX120	122.0	0.74
AX128	130.0	0.78
AX136	138.0	0.82

BX		
Belt Number	Outside Length (inch)	Approx. Weight (lbs.)
BX29	32.0	0.38
BX30	33.0	0.38
BX31	34.0	0.39
BX32	35.0	0.39
BX33	36.0	0.39
BX34	37.0	0.39
BX35	38.0	0.40
BX36	39.0	0.42
BX37	40.0	0.43
BX38	41.0	0.43
BX39	42.0	0.45
BX40	43.0	0.46
BX41	44.0	0.47
BX42	45.0	0.48
BX43	46.0	0.49
BX44	47.0	0.50
BX45	48.0	0.51
BX46	49.0	0.52
BX47	50.0	0.53
BX48	51.0	0.54
BX49	52.0	0.55
BX50	53.0	0.56
BX51	54.0	0.57
BX52	55.0	0.58
BX53	56.0	0.59
BX54	57.0	0.60
BX55	58.0	0.61
BX56	59.0	0.62
BX57	60.0	0.63
BX58	61.0	0.64
BX59	62.0	0.65
BX60	63.0	0.66
BX61	64.0	0.67
BX62	65.0	0.68
BX63	66.0	0.69
BX64	67.0	0.70
BX65	68.0	0.71
BX66	69.0	0.72
BX67	70.0	0.73
BX68	71.0	0.74
BX69	72.0	0.75
BX70	73.0	0.76
BX71	74.0	0.78
BX72	75.0	0.79
BX73	76.0	0.80
BX74	77.0	0.81
BX75	78.0	0.82
BX76	79.0	0.83
BX77	80.0	0.85
BX78	81.0	0.86
BX79	82.0	0.87

BX		
Belt Number	Outside Length (inch)	Approx. Weight (lbs.)
BX80	83.0	0.88
BX81	84.0	0.89
BX82	85.0	0.90
BX83	86.0	0.91
BX84	87.0	0.92
BX85	88.0	0.93
BX86	89.0	0.93
BX87	90.0	0.93
BX88	91.0	0.95
BX89	92.0	0.96
BX90	93.0	0.98
BX91	94.0	0.99
BX92	95.0	1.00
BX93	96.0	1.01
BX94	97.0	1.02
BX95	98.0	1.03
BX96	99.0	1.05
BX97	100.0	1.06
BX98	101.0	1.07
BX99	102.0	1.08
BX100	103.0	1.09
BX102	105.0	1.12
BX103	106.0	1.12
BX105	108.0	1.14
BX108	111.0	1.17
BX110	113.0	1.20
BX112	115.0	1.22
BX113	116.0	1.22
BX114	117.0	1.23
BX115	118.0	1.25
BX116	119.0	1.26
BX120	123.0	1.30
BX124	127.0	1.30
BX126	129.0	1.30
BX128	131.0	1.30
BX133	136.0	1.34
BX136	139.0	1.37
BX140	143.0	1.40
BX144	147.0	1.45
BX148	151.0	1.48
BX150	153.0	1.51
BX156	159.0	1.53
BX158	161.0	1.59
BX162	165.0	1.63
BX173	176.0	1.74
BX180	183.0	1.81
BX195	198.0	1.96
BX210	213.0	2.10
BX225	227.0	2.30
BX240	242.0	2.36
BX255	257.0	2.50
BX270	272.0	2.64

CX		
Belt Number	Outside Length (inch)	Approx. Weight (lbs.)
CX51	55.0	1.07
CX60	64.0	1.24
CX68	72.0	1.39
CX71	75.0	1.45
CX73	77.0	1.49
CX74	78.0	1.51
CX75	79.0	1.53
CX76	80.0	1.55
CX77	81.0	1.57
CX78	82.0	1.59
CX79	83.0	1.61
CX80	84.0	1.63
CX81	85.0	1.64
CX82	86.0	1.67
CX83	87.0	1.69
CX84	88.0	1.71
CX85	89.0	1.72
CX86	90.0	1.75
CX87	91.0	1.79
CX88	92.0	1.79
CX89	93.0	1.81
CX90	94.0	1.81
CX96	100.0	1.93
CX105	109.0	2.10
CX109	113.0	2.18
CX112	116.0	2.24
CX115	119.0	2.29
CX120	124.0	2.39
CX123	127.0	2.40
CX128	132.0	2.42
CX133	137.0	2.47
CX136	140.0	2.49
CX144	148.0	2.63
CX150	154.0	2.75
CX158	162.0	2.90
CX162	166.0	2.95
CX166	169.0	3.00
CX173	177.0	3.15
CX180	184.0	3.27
CX190	194.0	3.46
CX195	199.0	3.55
CX210	214.0	3.77
CX225	229.0	4.00
CX240	243.0	4.30
CX255	258.0	4.58
CX270	273.0	4.85
CX285	288.0	5.00





UniMatch® Deep Wedge - 3V, 5V, 8V Oil & Heat Resistant/Static Dissipating

A narrower, deeper, cross section than classical V-belts with more efficient load carrying characteristics and higher power capability, allowing for smaller, more compact drives. These belts feature UniMatch construction, which eliminates the need for belt set matching.

Deep Wedge V-belts are identified by a number and letter specifying the belt section and a number giving the outside length in inches multiplied by 10 - **Example: 3V250.**



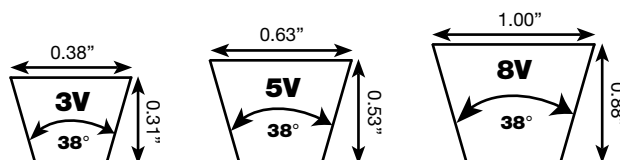
WARNING: This product can expose you to chemicals including carbon black, which is known to the State of California to cause cancer or birth defects or other reproductive harm. For more information visit www.P65WARNINGS.ca.gov

PART NOMENCLATURE

3V250

3V = 0.38" width x 0.31" thickness

250 = Outside length in tenths of an inch = 25.0"



Features & Benefits

- High Power Capability** Higher power with a more compact drive
- UniMatch® Construction** Consistent performance in multiple V-belt drives and ensures all belts of the same size measure within ARPM matching limits
- Oil & Heat Resistant** Standard construction belts that deliver excellent performance

Construction

- Compound** Styrene Butadiene Rubber
- Cord** Polyester
- Cover** Cotton/polyester blend

Technical Info

- Applications** General Industry, Agriculture
- Engineering Standards** Conforms to ARPM standard IP-22
- Temperature Range** -22°F/+176° (-30°C/+80°C)
- Recommended Pulleys** Use pulleys made to ARPM standards

V-BELTS

**UniMatch®
Deep Wedge - 3V, 5V, 8V**

AVAILABLE SIZES

Additional Lengths may be available. Contact Megadyne for sizes not listed.

3V		
Belt Number	Outside Length (inch)	Approx. Weight (lbs.)
3V250	25.0	0.10
3V265	26.5	0.10
3V280	28.0	0.10
3V300	30.0	0.10
3V315	31.5	0.10
3V335	33.5	0.20
3V350	35.0	0.20
3V355	35.5	0.20
3V375	37.5	0.20
3V400	40.0	0.20
3V425	42.5	0.20
3V450	45.0	0.20
3V475	47.5	0.20
3V500	50.0	0.20
3V530	53.0	0.30
3V560	56.0	0.30
3V600	60.0	0.30
3V630	63.0	0.30
3V650	65.0	0.30
3V670	67.0	0.30
3V710	71.0	0.30
3V730	73.0	0.30
3V750	75.0	0.30
3V800	80.0	0.30
3V810	81.0	0.32
3V830	83.0	0.35
3V850	85.0	0.40
3V900	90.0	0.40
3V950	95.0	0.40
3V1000	100.0	0.40
3V1060	106.0	0.40
3V1120	112.0	0.50
3V1180	118.0	0.50
3V1250	125.0	0.60
3V1320	132.0	0.60
3V1400	140.0	0.70

5V		
Belt Number	Outside Length (inch)	Approx. Weight (lbs.)
5V500	50.0	0.60
5V530	53.0	0.70
5V560	56.0	0.70
5V600	60.0	0.70
5V630	63.0	0.70
5V670	67.0	0.80
5V710	71.0	0.80
5V750	75.0	0.80
5V800	80.0	0.90
5V850	85.0	0.90
5V900	90.0	0.90
5V950	95.0	0.90
5V1000	100.0	1.10
5V1060	106.0	1.10
5V1120	112.0	1.20
5V1180	118.0	1.30
5V1250	125.0	1.30
5V1320	132.0	1.40
5V1400	140.0	1.50
5V1500	150.0	1.60
5V1600	160.0	1.70
5V1630	163.0	1.80
5V1700	170.0	1.90
5V1800	180.0	2.20
5V1900	190.0	2.20
5V2000	200.0	2.20
5V2120	212.0	2.40
5V2240	224.0	2.70
5V2360	236.0	2.80
5V2500	250.0	3.00
5V2650	265.0	3.10
5V2800	280.0	3.30
5V3000	300.0	3.50
5V3150	315.0	3.80
5V3350	335.0	3.90
5V3550	355.0	4.00

8V		
Belt Number	Outside Length (inch)	Approx. Weight (lbs.)
8V1000	100.0	3.50
8V1060	106.0	3.70
8V1100	110.0	3.80
8V1120	112.0	3.90
8V1180	118.0	4.20
8V1200	120.0	4.30
8V1250	125.0	4.40
8V1320	132.0	4.70
8V1400	140.0	4.90
8V1500	150.0	5.20
8V1600	160.0	5.60
8V1700	170.0	5.90
8V1800	180.0	6.30
8V1900	190.0	6.70
8V2000	200.0	7.00
8V2120	212.0	7.50
8V2240	224.0	7.90
8V2360	236.0	8.30
8V2500	250.0	8.80
8V2550	255.0	9.00
8V2650	265.0	9.30
8V2800	280.0	9.80
8V3000	300.0	10.50
8V3150	315.0	11.10
8V3300	330.0	11.60
8V3350	335.0	11.80
8V3550	355.0	12.50
8V3600	360.0	12.90
8V3750	375.0	13.30
8V4000	400.0	14.00
8V4250	425.0	14.90
8V4500	450.0	15.80
8V4750	475.0	16.40
8V5000	500.0	17.20
8V5600	560.0	19.00





UniMatch® Cogged Raw Edge Deep Wedge 3VX, 5VX

Oil & Heat Resistant/Static Dissipating

UniMatch Cogged Raw Edge construction further increases the effective power transmission of Deep Wedge V-belts. These cogged deep wedge UniMatch V-belts limit slippage and need no belt set matching when used in multiple belt drives.

Unimatch Cogged Raw Edge Deep Wedge V-belts are identified by a number followed by two letters indicating belt cross section and cogged construction. The number following is the outside length in inches multiplied by 10 - **Example 3VX250**.

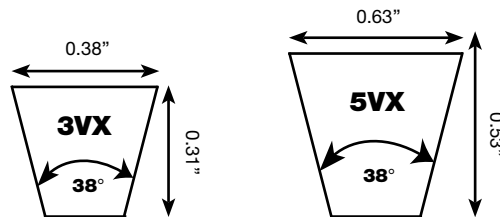


WARNING: This product can expose you to chemicals including carbon black, which is known to the State of California to cause cancer or birth defects or other reproductive harm. For more information visit www.P65WARNINGS.ca.gov

Part Nomenclature

3VX250

- 3V** = 0.38" Top Width x 0.31" Thickness
- X** = Raw edge sidewalls and cogged
- 250** = Outside length in tenths of an inch = 25.0"



Features & Benefits

- High Power Capability** Higher power with a more compact drive
- UniMatch Construction** Provides dimensional stability - Assures all belts are within ARPM matching limits
- Oil & Heat Resistant** Deliver excellent performance on demanding drives

Construction

- Compound** Chloroprene
- Cord** Polyester
- Top Fabric** Cotton/polyester blend

Technical Info

- Applications** General Industry, Agriculture
- Engineering Standards** Conforms to ARPM standard IP-22
- Temperature Range** -22°F/+194° (-30°C/+90°C)
- Recommended Pulleys** Use pulleys made to ARPM standards

V-BELTS

UniMatch® Cogged Raw Edge Deep Wedge 3VX, 5VX

AVAILABLE SIZES

Additional Lengths may be available. Contact Megadyne for sizes not listed.



3VX		
Belt Number	Outside Length (inch)	Approx. Weight (lbs.)
3VX250	25.0	0.10
3VX265	26.5	0.10
3VX280	28.0	0.10
3VX290	29.0	0.10
3VX300	30.0	0.10
3VX315	31.5	0.10
3VX335	33.5	0.20
3VX355	35.5	0.20
3VX375	37.5	0.20
3VX390	39.0	0.20
3VX400	40.0	0.20
3VX425	42.5	0.20
3VX450	45.0	0.20
3VX475	47.5	0.20
3VX500	50.0	0.20
3VX530	53.0	0.20
3VX560	56.0	0.20
3VX600	60.0	0.30
3VX630	63.0	0.30
3VX650	65.0	0.30
3VX670	67.0	0.30
3VX710	71.0	0.30
3VX720	72.0	0.30
3VX740	74.0	0.30
3VX750	75.0	0.30
3VX800	80.0	0.40
3VX850	85.0	0.40
3VX880	88.0	0.40
3VX900	90.0	0.40
3VX950	95.0	0.40
3VX1000	100.0	0.40
3VX1060	106.0	0.50
3VX1120	112.0	0.50
3VX1180	118.0	0.60
3VX1250	125.0	0.60
3VX1320	132.0	0.70
3VX1400	140.0	0.70
3VX1500	150.0	0.75

5VX		
Belt Number	Outside Length (inch)	Approx. Weight (lbs.)
5VX450	45.0	0.55
5VX470	47.0	0.60
5VX490	49.0	0.60
5VX500	50.0	0.60
5VX510	51.0	0.65
5VX530	53.0	0.70
5VX540	54.0	0.70
5VX550	55.0	0.70
5VX560	56.0	0.70
5VX570	57.0	0.70
5VX580	58.0	0.70
5VX590	59.0	0.70
5VX600	60.0	0.70
5VX610	61.0	0.80
5VX630	63.0	0.80
5VX650	65.0	0.80
5VX660	66.0	0.80
5VX670	67.0	0.80
5VX680	68.0	0.80
5VX690	69.0	0.80
5VX710	71.0	0.80
5VX730	73.0	0.80
5VX740	74.0	0.80
5VX750	75.0	0.80
5VX780	78.0	0.85
5VX800	80.0	0.90
5VX810	81.0	0.90

5VX		
Belt Number	Outside Length (inch)	Approx. Weight (lbs.)
5VX825	82.5	0.90
5VX830	83.0	0.90
5VX840	84.0	0.90
5VX850	85.0	0.90
5VX860	86.0	0.90
5VX880	88.0	0.90
5VX900	90.0	1.00
5VX930	93.0	1.10
5VX950	95.0	1.10
5VX960	96.0	1.10
5VX1000	100.0	1.20
5VX1030	103.0	1.20
5VX1060	106.0	1.20
5VX1080	108.0	1.30
5VX1120	112.0	1.30
5VX1150	115.0	1.40
5VX1180	118.0	1.40
5VX1230	123.0	1.50
5VX1250	125.0	1.50
5VX1320	132.0	1.60
5VX1400	140.0	1.70
5VX1500	150.0	1.80
5VX1600	160.0	1.90
5VX1700	170.0	2.00
5VX1800	180.0	2.10
5VX1900	190.0	2.30
5VX2000	200.0	2.40

All items subject to minimum order requirements.





UniMatch® Metric SP Series - SPZ, SPA, SPB, SPC Oil & Heat Resistant/Static Dissipating

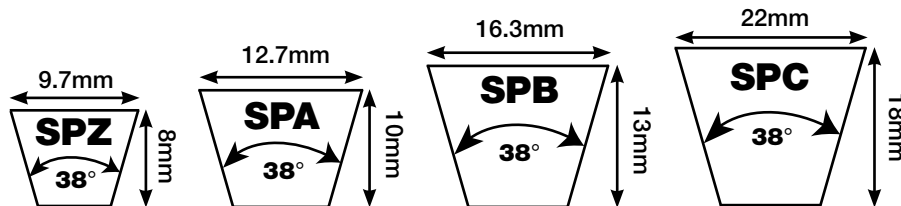
Built to ISO Standard 4184. SP series V-belts were the forerunners of the deep wedge, high capacity V-belt sections. These deep-wedge belts (38°) allow for more power, high speed ratios, smaller center distances and more compact drives. They are replacement belts for many imported machines and for machinery built for export.

These V-belts also have the UniMatch feature. This eliminates belt set matching with its multiple stocking problems. Non-standard lengths are available on special order. SP series Metric V-belts are specified by letters indicating the section and numbers giving the pitch length in millimeters - **Example: SPZ512**.

Although metric V-belts are generally designated by section and datum length, they are sometimes labeled with the section letters, belt length in millimeters and the letters "La" (approximate length), "Li" (inside length) or Lw"(effective length). Care should be used here since all manufacturers do not use the same definitions.

WARNING: This product can expose you to chemicals including carbon black, which is known to the State of California to cause cancer or birth defects or other reproductive harm. For more information visit www.P65WARNINGS.ca.gov

PART NOMENCLATURE	
SPZ512	
SP	= Metric V-belt
Z	= Top width (9.7mm) Thickness (8mm)
512	= Pitch length (512mm)



Features & Benefits

High Power Capability

Higher power with a more compact drive

Static Dissipating

Safe operation in potentially dangerous atmosphere

UniMatch Construction

Consistent performance on multiple V-belt drives and ensures all belts of the same size measure within ISO 4184 matching limits

Oil & Heat Resistant

Better than standard belts in oily environments (occasional splash) and higher ambient temperatures

Construction

Compound

Styrene Butadiene Rubber

Cord

Polyester

Cover

Cotton/polyester blend

Technical Info

Applications

General Industry, Agriculture

Engineering Standards

Conforms to ISO Standard 4184

Temperature Range

-22°F/+176° (-30°C/+80°C)

Recommended Pulleys

Use pulleys made to ISO 4143 standards

Special Constructions

Available in raw edge cogged construction by special order (XPZ, XPA, XPB).
Up to 2240mm in all sections.

Non-Standard Lengths

Available by special order

V-BELTS

**UniMatch® Metric
SP Series - SPZ**

AVAILABLE SIZES

Additional Lengths may be available. Contact Megadyne for sizes not listed.

SPZ			SPZ			SPZ			SPZ		
Belt Number	Outside Length (mm)	Approx. Weight (lbs.)	Belt Number	Outside Length (mm)	Approx. Weight (lbs.)	Belt Number	Outside Length (mm)	Approx. Weight (lbs.)	Belt Number	Outside Length (mm)	Approx. Weight (lbs.)
SPZ512	525.0	0.10	SPZ1000	1013.0	0.20	SPZ1437	1450.0	0.30	SPZ2037	2050.0	0.40
SPZ562	575.0	0.10	SPZ1010	1023.0	0.20	SPZ1462	1475.0	0.30	SPZ2062	2075.0	0.40
SPZ587	600.0	0.10	SPZ1012	1025.0	0.20	SPZ1470	1483.0	0.30	SPZ2075	2083.0	0.40
SPZ607	620.0	0.10	SPZ1024	1037.0	0.20	SPZ1487	1500.0	0.30	SPZ2087	2100.0	0.40
SPZ612	625.0	0.10	SPZ1037	1050.0	0.20	SPZ1500	1513.0	0.30	SPZ2120	2133.0	0.40
SPZ630	643.0	0.10	SPZ1047	1060.0	0.20	SPZ1512	1525.0	0.30	SPZ2132	2145.0	0.40
SPZ637	650.0	0.10	SPZ1060	1073.0	0.20	SPZ1520	1533.0	0.30	SPZ2137	2150.0	0.40
SPZ662	675.0	0.10	SPZ1077	1090.0	0.20	SPZ1537	1550.0	0.30	SPZ2160	2173.0	0.40
SPZ670	683.0	0.10	SPZ1080	1093.0	0.20	SPZ1560	1573.0	0.30	SPZ2187	2200.0	0.50
SPZ677	690.0	0.10	SPZ1087	1100.0	0.20	SPZ1562	1575.0	0.30	SPZ2240	2253.0	0.50
SPZ687	700.0	0.10	SPZ1100	1113.0	0.20	SPZ1582	1585.0	0.30	SPZ2262	2275.0	0.50
SPZ710	723.0	0.10	SPZ1112	1125.0	0.20	SPZ1587	1600.0	0.30	SPZ2280	2293.0	0.50
SPZ722	735.0	0.10	SPZ1120	1133.0	0.20	SPZ1600	1613.0	0.30	SPZ2287	2300.0	0.50
SPZ732	745.0	0.10	SPZ1137	1150.0	0.20	SPZ1612	1625.0	0.30	SPZ2337	2350.0	0.50
SPZ737	750.0	0.10	SPZ1140	1153.0	0.20	SPZ1637	1650.0	0.30	SPZ2360	2373.0	0.50
SPZ750	763.0	0.20	SPZ1147	1175.0	0.20	SPZ1650	1663.0	0.30	SPZ2410	2423.0	0.50
SPZ758	771.0	0.20	SPZ1162	1175.0	0.20	SPZ1662	1675.0	0.30	SPZ2432	2445.0	0.50
SPZ760	773.0	0.20	SPZ1180	1193.0	0.20	SPZ1682	1695.0	0.30	SPZ2500	2513.0	0.50
SPZ762	775.0	0.20	SPZ1187	1200.0	0.20	SPZ1687	1700.0	0.30	SPZ2585	2593.0	0.50
SPZ772	785.0	0.20	SPZ1200	1213.0	0.20	SPZ1700	1713.0	0.30	SPZ2650	2663.0	0.50
SPZ787	800.0	0.20	SPZ1202	1215.0	0.20	SPZ1709	1722.0	0.30	SPZ2690	2703.0	0.50
SPZ800	813.0	0.20	SPZ1212	1225.0	0.20	SPZ1712	1725.0	0.30	SPZ2782	2795.0	0.60
SPZ812	825.0	0.20	SPZ1237	1250.0	0.20	SPZ1737	1750.0	0.30	SPZ2800	2813.0	0.60
SPZ825	838.0	0.20	SPZ1250	1263.0	0.30	SPZ1750	1763.0	0.30	SPZ2840	2853.0	0.60
SPZ837	850.0	0.20	SPZ1262	1275.0	0.30	SPZ1762	1775.0	0.40	SPZ2900	2913.0	0.60
SPZ850	863.0	0.20	SPZ1270	1283.0	0.30	SPZ1787	1800.0	0.40	SPZ2990	3003.0	0.60
SPZ862	875.0	0.20	SPZ1287	1300.0	0.30	SPZ1800	1813.0	0.40	SPZ3000	3013.0	0.60
SPZ875	888.0	0.20	SPZ1312	1325.0	0.30	SPZ1812	1825.0	0.40	SPZ3150	3163.0	0.60
SPZ887	900.0	0.20	SPZ1320	1333.0	0.30	SPZ1837	1850.0	0.40	SPZ3170	3183.0	0.60
SPZ900	913.0	0.20	SPZ1337	1350.0	0.30	SPZ1850	1863.0	0.40	SPZ3350	3363.0	0.60
SPZ912	925.0	0.20	SPZ1340	1353.0	0.30	SPZ1862	1875.0	0.40	SPZ3550	3563.0	0.70
SPZ922	935.0	0.20	SPZ1347	1360.0	0.30	SPZ1887	1900.0	0.40			
SPZ925	938.0	0.20	SPZ1362	1375.0	0.30	SPZ1900	1913.0	0.40			
SPZ937	950.0	0.20	SPZ1387	1400.0	0.30	SPZ1937	1937.0	0.40			
SPZ940	953.0	0.20	SPZ1400	1413.0	0.30	SPZ1950	1963.0	0.40			
SPZ950	963.0	0.20	SPZ1412	1425.0	0.30	SPZ1962	1975.0	0.40			
SPZ962	975.0	0.20	SPZ1412	1425.0	0.30	SPZ1987	2000.0	0.40			
SPZ987	1000.0	0.20	SPZ1420	1433.0	0.30	SPZ2000	2013.0	0.40			





UniMatch® Metric SP Series - SPA

AVAILABLE SIZES

Additional Lengths may be available. Contact Megadyne for sizes not listed.

SPA			SPA			SPA			SPA		
Belt Number	Outside Length (mm)	Approx. Weight (lbs.)	Belt Number	Outside Length (mm)	Approx. Weight (lbs.)	Belt Number	Outside Length (mm)	Approx. Weight (lbs.)	Belt Number	Outside Length (mm)	Approx. Weight (lbs.)
SPA732	750.0	0.20	SPA1272	1290.0	0.40	SPA1837	1855.0	0.50	SPA2582	2600.0	0.70
SPA757	757.0	0.20	SPA1282	1300.0	0.40	SPA1850	1868.0	0.50	SPA2607	2625.0	0.70
SPA782	782.0	0.20	SPA1307	1307.0	0.40	SPA1857	1875.0	0.50	SPA2632	2650.0	0.70
SPA800	800.0	0.20	SPA1320	1338.0	0.40	SPA1882	1900.0	0.50	SPA2650	2668.0	0.70
SPA807	825.0	0.20	SPA1332	1350.0	0.40	SPA1900	1918.0	0.50	SPA2682	2700.0	0.70
SPA832	850.0	0.20	SPA1357	1375.0	0.40	SPA1907	1925.0	0.60	SPA2720	2738.0	0.70
SPA850	868.0	0.20	SPA1382	1400.0	0.40	SPA1932	1950.0	0.60	SPA2732	2750.0	0.70
SPA857	875.0	0.20	SPA1400	1418.0	0.40	SPA1957	1975.0	0.60	SPA2782	2800.0	0.80
SPA882	900.0	0.20	SPA1407	1425.0	0.40	SPA1962	1980.0	0.60	SPA2800	2818.0	0.80
SPA900	918.0	0.20	SPA1423	1441.0	0.40	SPA1982	2000.0	0.60	SPA2832	2850.0	0.80
SPA907	925.0	0.30	SPA1425	1443.0	0.40	SPA2000	2018.0	0.60	SPA2882	2900.0	0.80
SPA932	950.0	0.30	SPA1432	1450.0	0.40	SPA2032	2050.0	0.60	SPA2900	2918.0	0.80
SPA950	968.0	0.30	SPA1457	1475.0	0.40	SPA2057	2075.0	0.60	SPA2932	2950.0	0.80
SPA957	975.0	0.30	SPA1482	1500.0	0.40	SPA2060	2078.0	0.60	SPA2982	3000.0	0.80
SPA967	985.0	0.30	SPA1500	1518.0	0.40	SPA2082	2100.0	0.60	SPA3000	3018.0	0.80
SPA982	1000.0	0.30	SPA1507	1525.0	0.40	SPA2120	2138.0	0.60	SPA3032	3050.0	0.90
SPA1000	1018.0	0.30	SPA1532	1550.0	0.40	SPA2132	2132.0	0.60	SPA3082	3100.0	0.90
SPA1007	1025.0	0.30	SPA1550	1568.0	0.40	SPA2182	2200.0	0.60	SPA3150	3168.0	0.90
SPA1032	1050.0	0.30	SPA1557	1575.0	0.40	SPA2200	2218.0	0.60	SPA3182	3200.0	0.90
SPA1060	1078.0	0.30	SPA1582	1600.0	0.50	SPA2207	2225.0	0.60	SPA3282	3300.0	0.90
SPA1082	1100.0	0.30	SPA1600	1618.0	0.50	SPA2230	2248.0	0.60	SPA3350	3368.0	1.00
SPA1092	1110.0	0.30	SPA1607	1625.0	0.50	SPA2232	2250.0	0.60	SPA3382	3400.0	1.00
SPA1107	1125.0	0.30	SPA1632	1650.0	0.50	SPA2240	2258.0	0.60	SPA3550	3568.0	1.00
SPA1120	1138.0	0.30	SPA1657	1675.0	0.50	SPA2282	2300.0	0.70	SPA3750	3768.0	1.10
SPA1132	1150.0	0.30	SPA1682	1700.0	0.50	SPA2300	2318.0	0.70	SPA4000	3418.0	1.20
SPA1157	1175.0	0.30	SPA1700	1718.0	0.50	SPA2307	2325.0	0.70	SPA4250	4268.0	1.20
SPA1180	1198.0	0.30	SPA1707	1725.0	0.50	SPA2332	2350.0	0.70	SPA4500	4518.0	1.30
SPA1187	1205.0	0.30	SPA1732	1750.0	0.50	SPA2360	2378.0	0.70	SPA4865	4883.0	1.40
SPA1207	1225.0	0.30	SPA1750	1768.0	0.50	SPA2382	2400.0	0.70			
SPA1220	1238.0	0.40	SPA1757	1775.0	0.50	SPA2432	2450.0	0.70			
SPA1232	1232.0	0.40	SPA1782	1800.0	0.50	SPA2450	2468.0	0.70			
SPA1250	1268.0	0.40	SPA1800	1818.0	0.50	SPA2482	2500.0	0.70			
SPA1257	1275.0	0.40	SPA1807	1825.0	0.50	SPA2500	2518.0	0.70			
SPA1262	1280.0	0.40	SPA1832	1850.0	0.50	SPA2532	2550.0	0.70			



WARNING: This product can expose you to chemicals including carbon black, which is known to the State of California to cause cancer or birth defects or other reproductive harm. For more information visit www.P65WARNINGS.ca.gov

UniMatch® Metric SP Series - SPB, SPC

AVAILABLE SIZES

Additional Lengths may be available.
Contact Megadyne for sizes not listed.

SPB		
Belt Number	Outside Length (mm)	Approx. Weight (lbs.)
SPB1250	1272.0	0.60
SPB1260	1282.0	0.60
SPB1320	1342.0	0.70
SPB1340	1362.0	0.70
SPB1400	1422.0	0.70
SPB1410	1432.0	0.70
SPB1450	1472.0	0.70
SPB1500	1522.0	0.80
SPB1550	1572.0	0.80
SPB1590	1612.0	0.80
SPB1600	1622.0	0.80
SPB1650	1672.0	0.90
SPB1700	1722.0	0.90
SPB1750	1772.0	0.90
SPB1800	1822.0	0.90
SPB1850	1872.0	0.90
SPB1900	1922.0	0.90
SPB1950	1972.0	1.00
SPB2000	2022.0	1.00
SPB2020	2042.0	1.10
SPB2060	2082.0	1.10
SPB2120	2142.0	1.10
SPB2150	2172.0	1.10
SPB2180	2202.0	1.10
SPB2240	2262.0	1.10
SPB2280	2302.0	1.20
SPB2300	2322.0	1.20
SPB2350	2372.0	1.20

SPB		
Belt Number	Outside Length (mm)	Approx. Weight (lbs.)
SPB2360	2382.0	1.20
SPB2410	2432.0	1.20
SPB2430	2452.0	1.20
SPB2500	2522.0	1.20
SPB2530	2552.0	1.30
SPB2580	2602.0	1.30
SPB2650	2682.0	1.30
SPB2680	2702.0	1.40
SPB2720	2742.0	1.40
SPB2800	2822.0	1.40
SPB2840	2862.0	1.50
SPB2900	2922.0	1.50
SPB2990	3012.0	1.50
SPB3000	3022.0	1.50
SPB3070	3092.0	1.60
SPB3150	3172.0	1.60
SPB3170	3192.0	1.60
SPB3250	3272.0	1.60
SPB3340	3362.0	1.60
SPB3350	3372.0	1.70
SPB3412	3434.0	1.70
SPB3450	3472.0	1.70
SPB3550	3572.0	1.70
SPB3650	3672.0	1.80
SPB3750	3772.0	1.80
SPB3800	3822.0	1.90
SPB4000	4022.0	2.00
SPB4060	4082.0	2.00

SPB		
Belt Number	Outside Length (mm)	Approx. Weight (lbs.)
SPB4250	4272.0	2.10
SPB4310	4332.0	2.10
SPB4500	4522.0	2.20
SPB4560	4582.0	2.20
SPB4620	4642.0	2.25
SPB4750	4772.0	2.30
SPB4820	4842.0	2.40
SPB4870	4892.0	2.40
SPB5000	5022.0	2.50
SPB5070	5092.0	2.60
SPB5300	5322.0	2.70
SPB5500	5522.0	2.70
SPB5380	5402.0	2.70
SPB5600	5622.0	2.80
SPB5680	5702.0	2.80
SPB5990	6012.0	2.90
SPB6000	6022.0	3.00
SPB6300	6322.0	3.10
SPB6340	6362.0	3.20
SPB6700	6722.0	3.40
SPB7100	7122.0	3.60
SPB7500	7522.0	3.70
SPB7990	8012.0	4.00
SPB8000	8022.0	4.00

SPC		
Belt Number	Outside Length (mm)	Approx. Weight (lbs.)
SPC1700	1730.0	1.60
SPC1800	1830.0	1.60
SPC1900	1930.0	1.70
SPC2000	2030.0	1.70
SPC2120	2150.0	1.80
SPC2240	2270.0	1.80
SPC2360	2390.0	1.90
SPC2500	2530.0	2.00
SPC2650	2680.0	2.10
SPC2800	2830.0	2.20
SPC3000	3030.0	2.40
SPC3150	3150.0	2.50
SPC3350	3380.0	2.60
SPC3550	3580.0	2.80
SPC3700	3730	2.85
SPC3750	3780.0	2.90
SPC4000	4030.0	3.10
SPC4250	4280.0	3.30
SPC4500	4530.0	3.50
SPC4750	4780.0	3.70
SPC5000	5030.0	3.90
SPC5300	5330.0	4.20
SPC5600	5630.0	4.40
SPC6000	6030	4.70
SPC6045	6075.0	4.75
SPC6300	6330.0	4.90
SPC6500	6530.0	5.00
SPC6700	6730.0	5.20
SPC7000	7030	5.40
SPC7100	7130.0	5.60
SPC7500	7530.0	5.90
SPC8000	8030.0	6.30
SPC8500	8530.0	6.70
SPC9000	9030.0	7.10
SPC10000	10030.0	7.90
SPC10600	10630.0	8.30
SPC11200	11230.0	8.80
SPC11800	11830.0	9.30
SPC12500	12530.0	9.90





UniMatch® Metric Cogged XP Series - XPZ, XPA, XPB, XPC

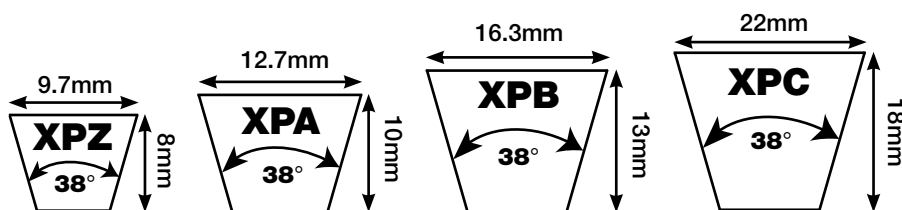
Specifically developed to run where small pulley diameters and high transmission ratios prohibit the use of wrapped metric v-belts. The transverse orientation of the rubber compound fibers improves cord support and reinforces transverse rigidity. The cogged profile with precision ground sidewalls guarantees excellent grip and resistance to continuous bending. Ideal as a replacement for drives on imported machinery that require metric cross sections.

WARNING: This product can expose you to chemicals including carbon black, which is known to the State of California to cause cancer or birth defects or other reproductive harm. For more information visit www.P65WARNINGS.ca.gov

PART NOMENCLATURE

XPZ562

- XP** = Metric Cogged V-belt
- Z** = Top width (9.7mm)
Thickness (8mm)
- 562** = Pitch length (mm)



Features & Benefits

High Power Capability

Raw Edge Sidewalls

Cogged Construction

Static Dissipating

UniMatch Construction

Oil & Heat Resistant

Higher power with a more compact drive

Precision ground raw edge sidewalls provide "no-slip" performance for energy saving efficiency

Allows belt to continuously bend around small pulleys without flex fatigue

Safe operation in potentially dangerous atmosphere

Consistent performance on multiple V-belt drives and ensures all belts of the same size measure within ISO 4184 matching limits

Better than standard belts in oily environments (occasional splash) and higher ambient temperatures

Construction

Compound

Chloroprene

Cord

Polyester

Top Fabric

Cotton/polyester blend

Technical Info

Applications

General Industry, Agriculture, Textile Mills, Machine Tools

Engineering Standards

Conforms to ISO Standard 4184

Temperature Range

-22°F/+194° (-30°C/+90°C)

Recommended Pulleys

Use pulleys made to ISO 4143 standards

XPC Section

XPC belts are also available by special order

Non-Standard Lengths

Available by special order

UniMatch® Metric Cogged XP Series - XPZ, XPA, XPB, XPC

AVAILABLE SIZES

Sizes listed here represent popular part numbers. Many more sizes are available. Contact Megadyne for availability.

XPZ		
Belt Number	Outside Length (mm)	Approx. Weight (lbs.)
XPZ562	575	0.10
XPZ587	600	0.10
XPZ612	625	0.10
XPZ630	643	0.10
XPZ662	675	0.10
XPZ670	683	0.10
XPZ677	690	0.10
XPZ687	700	0.10
XPZ710	723	0.10
XPZ722	735	0.10
XPZ737	750	0.15
XPZ750	763	0.20
XPZ762	775	0.20
XPZ772	785	0.20
XPZ787	800	0.20
XPZ800	813	0.20
XPZ812	825	0.20
XPZ825	838	0.20
XPZ837	850	0.20
XPZ850	863	0.20
XPZ862	875	0.20
XPZ875	888	0.20
XPZ887	900	0.20
XPZ900	913	0.20
XPZ912	925	0.20
XPZ925	938	0.20
XPZ937	950	0.20
XPZ950	963	0.20
XPZ987	1000	0.20
XPZ1000	1013	0.20
XPZ1012	1025	0.20
XPZ1024	1037	0.20
XPZ1037	1050	0.20
XPZ1047	1060	0.20
XPZ1060	1073	0.20
XPZ1077	1090	0.20
XPZ1087	1100	0.20
XPZ1112	1125	0.20
XPZ1120	1133	0.20
XPZ1137	1150	0.20
XPZ1140	1153	0.20
XPZ1150	1163	0.20
XPZ1162	1175	0.20
XPZ1180	1193	0.20
XPZ1187	1200	0.20
XPZ1202	1215	0.20
XPZ1212	1225	0.20
XPZ1237	1250	0.30
XPZ1250	1263	0.30
XPZ1262	1275	0.30
XPZ1270	1283	0.30
XPZ1287	1300	0.30
XPZ1312	1325	0.30
XPZ1320	1333	0.30


XPZ		
Belt Number	Outside Length (mm)	Approx. Weight (lbs.)
XPZ1337	1350	0.30
XPZ1362	1375	0.30
XPZ1400	1413	0.30
XPZ1437	1450	0.30
XPZ1462	1475	0.30
XPZ1487	1500	0.30
XPZ1500	1513	0.30
XPZ1512	1525	0.30
XPZ1537	1550	0.30
XPZ1587	1600	0.30
XPZ1560	1573	0.30
XPZ1600	1613	0.30
XPZ1662	1675	0.30
XPZ1700	1713	0.30
XPZ1712	1725	0.30
XPZ1800	1813	0.40
XPZ1812	1825	0.40
XPZ1837	1850	0.40
XPZ1862	1875	0.40
XPZ1900	1913	0.40
XPZ1937	1950	0.40
XPZ1962	1975	0.40
XPZ2187	2200	0.40
XPZ2000	2013	0.40
XPZ2037	2050	0.40
XPZ2120	2133	0.40


XPA		
Belt Number	Outside Length (mm)	Approx. Weight (lbs.)
XPA800	818	0.20
XPA807	825	0.20
XPA832	850	0.20
XPA850	868	0.20
XPA857	875	0.20
XPA882	900	0.20
XPA900	918	0.20
XPA907	925	0.30
XPA950	968	0.30
XPA957	975	0.30
XPA969	987	0.30
XPA982	1000	0.30
XPA1000	1018	0.30
XPA1007	1025	0.30
XPA1032	1050	0.30
XPA1060	1078	0.30
XPA1080	1098	0.30
XPA1082	1100	0.30
XPA1107	1125	0.30
XPA1120	1138	0.30

XPA		
Belt Number	Outside Length (mm)	Approx. Weight (lbs.)
XPA1132	1150	0.30
XPA1150	1168	0.30
XPA1157	1175	0.30
XPA1180	1198	0.30
XPA1207	1225	0.40
XPA1232	1250	0.40
XPA1250	1268	0.40
XPA1257	1275	0.40
XPA1272	1290	0.40
XPA1282	1300	0.40
XPA1307	1325	0.40
XPA1320	1338	0.40
XPA1332	1350	0.40
XPA1340	1358	0.40
XPA1357	1375	0.40
XPA1367	1385	0.40
XPA1382	1400	0.40
XPA1400	1418	0.40
XPA1407	1425	0.40
XPA1432	1450	0.40
XPA1450	1468	0.40
XPA1457	1475	0.40
XPA1482	1500	0.40
XPA1500	1518	0.40
XPA1507	1525	0.40
XPA1532	1550	0.40
XPA1550	1568	0.40
XPA1557	1575	0.40
XPA1582	1600	0.50
XPA1600	1618	0.50
XPA1632	1650	0.50
XPA1657	1675	0.50
XPA1682	1700	0.50
XPA1700	1718	0.50
XPA1707	1725	0.50
XPA1782	1800	0.50
XPA1800	1818	0.50
XPA1900	1918	0.50
XPA1907	1925	0.60
XPA1932	1950	0.60
XPA1950	1968	0.60
XPA1982	2000	0.60
XPA2000	2018	0.60
XPA2082	2100	0.60
XPA2120	2138	0.60
XPA2132	2150	0.60
XPA2182	2200	0.60
XPA2240	2258	0.60
XPA2182	2200	0.65
XPA2360	2378	0.70
XPA2475	2493	0.70
XPA2500	2518	0.70
XPA2650	2668	0.70
XPA3350	3368	1.00

XPB		
Belt Number	Outside Length (mm)	Approx. Weight (lbs.)
XPB1250	1272	0.60
XPB1320	1342	0.70
XPB1340	1362	0.70
XPB1400	1422	0.70
XPB1500	1522	0.80
XPB1590	1612	0.80
XPB1600	1622	0.80
XPB1700	1722	0.90
XPB1800	1822	0.90
XPB1900	1922	0.90
XPB2000	2022	1.00
XPB2120	2142	1.10
XPB2180	2202	1.10
XPB2240	2262	1.10
XPB2300	2322	1.20
XPB2360	2382	1.20
XPB2500	2522	1.20
XPB2530	2552	1.25
XPB2650	2682	1.30
XPB2800	2822	1.50
XPB3350	3372	1.60
XPB3550	3572	1.70

XPC		
<p>XPC Section belts are also available by special order.</p> <p>Contact Megadyne for availability.</p>		

 **WARNING:** This product can expose you to chemicals including carbon black, which is known to the State of California to cause cancer or birth defects or other reproductive harm. For more information visit www.P65WARNINGS.ca.gov



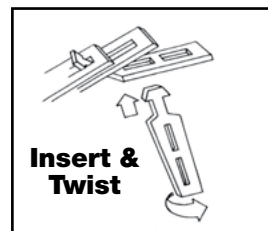
Accu-Link® Detachable Tab Link Type V-Belt The Ideal V-Belt Alternative!

Accu-Link is an alternative to conventional rubber belts in many applications. Made endless with a single twist, an open length of belt can be wrapped around pulleys in hard-to-fit applications yielding fast belt replacement. Additionally, Accu-Link's high strength polyester fabric link design offers high tensile strength and reduces vibration. Accu-Link's urethane impregnation offers terrific oil and wear resistance.

Features & Benefits

- Durable Urethane Coating
- Rugged Polyester Fabric
- Assemble To Any Length
- Easy "No Tools" Assembly
- Chemical/High-Temp Resistance
- Link Construction
- Smooth Operation
- Versatile
- Horsepower Capacity
- Interchangeability

- Increased life and durability
- Strength and longer life; maximum horsepower
- Reduces inventory
- Assembles by hand
- Dependable in harsh environments
- Rolls onto drive pulleys like chain - no cords to break.
- Reduced vibration over conventional V-belts
- Can be used in any industry, hundreds of applications
- Power ratings equal to conventional V-belts
- Uses existing standard pulleys



Construction

Rugged polyester fabric impregnated with premium urethane coating

Technical Info

Applications

For use in applications where it's difficult to install an endless belt, avoiding costly labor-intensive machine dis-assembly. Ideal for use on mobile service vehicles where carrying a large inventory of belts is not practical. Can be used either as singles or on multiple belt drives. Widely used in poultry, HVAC, agriculture and general industry.

Engineering Standards

None (No engineering standard exists for link-type belting)

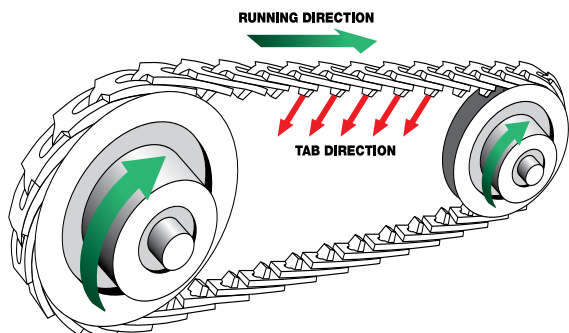
Recommended Pulleys

Use pulleys made to ARPM standards

Temperature Range

-13°F/+176°F (-25°C/+80°C)

Accu-Link is a directional product. See illustration below for correct running direction



Belt Type	Part Number	Length (feet)	Weight Per Foot (lbs.)	Packaging
3L	3L-LINK-5	5	0.50	5 ft. in one sleeve
	3L-LINK-25	25	0.50	25 ft. in one carton
	3L-LINK-100	100	0.50	100 ft. in one carton
A	A-LINK-5	5	0.60	5 ft. in one sleeve
	A-LINK-25	25	0.60	25 ft. in one carton
	A-LINK-100	100	0.60	100 ft. in one carton
B	B-LINK-6	6	0.90	6 ft. in one sleeve
	B-LINK-25	25	0.90	25 ft. in one carton
	B-LINK-100	100	0.90	100 ft. in one carton
C	C-LINK-25	25	0.17	25 ft. in one carton
CC	Also available in CC section by request - contact Megadyne			

Open-End V-Belting

3L/O, A, B, C

Available in Perforated or Solid Construction




Open-End V-belting is used where difficulty of installation prevents the use of endless belts or for emergency repairs. Open-End comes in either perforated (pre-drilled for easy cutting and fastener installation) or solid construction where a more durable belt is required.

Open-End V-belting has an oil and heat resistant neoprene cover. Belting is cut to desired length and joined with metal fasteners. Only a knife and screwdriver are required for assembly.

WARNING: This product can expose you to chemicals including carbon black, which is known to the State of California to cause cancer or birth defects or other reproductive harm. For more information visit www.P65WARNINGS.ca.gov

Features & Benefits

- Easy Assembly** Machinery does not have to be dismantled to install
- Cut to Desired Length** Readily available in emergency situations
- Perforated Construction** Allows for easier joining - pre-drilled holes for easy fastener installation
- Solid Construction** Slightly better tensile strength (hp/torque capability) than perforated version
- Multi-Layer Reinforcement** Consistent strength, good fastener retention
- Temperature Range** -22°F/+176° (-30°C/+80°C)



Part Number	Top Width (inch)	Belt Construction
3L/O	3/8	Perforated
3L/OS	3/8	Solid
3L/OF	--	Fastener
A	1/2	Perforated
AS	1/2	Solid
AF	--	Fastener
B	21/32	Perforated
BS	21/32	Solid
BF	--	Fastener
C	7/8	Perforated
CS	7/8	Solid
CF	--	Fastener

Standard Roll Length is 164 feet (50 meters). Contact Megadyne for pricing on shorter lengths



Double-V Hexagonal Classical AA, BB, CC

Specially designed for serpentine and reversing drives, Double V-belts transmit power from both sides of the belt. Polyester cords and cotton/polyester cover provide maximum strength and length stability with minimum stretch. These belts conform to ARPM Engineering Standard IP-21. Double V-belts are available in three standard sections (AA, BB, CC) in lengths up to 540 inches. CC Section (Dry Can belts - double notched for extra flexibility) are used in drying can applications in the textile industry and are available upon request.

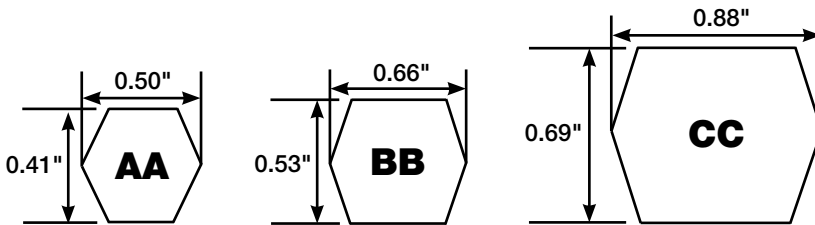
Double-V belts are specified by belt section letters and a Standard Length Designation that is equivalent to the length of single "V" profile belts - **Example: AA49**

WARNING: This product can expose you to chemicals including carbon black, which is known to the State of California to cause cancer or birth defects or other reproductive harm. For more information visit www.P65WARNINGS.ca.gov

PART NOMENCLATURE

AA49

AA = 0.50" width x 0.41" thickness
49 = inside length 49.9"



Features & Benefits

Polyester Tensile Member	Maximum strength, minimum stretch
Dual Cross-Section Construction	Flexibility in design; transmits power from both sides of the belt
Center Cordline Construction	Increased flexibility on reverse bend or serpentine drives

Construction

Compound	Styrene Butadiene Rubber
Cord	Polyester
Cover	Cotton/polyester blend

Technical Info

Applications	General Industry, Lawn & Garden, Textile, Agriculture, Material Sorting
Engineering Standards	Conforms to ARPM standard IP-21
Temperature Range	-22°F/+176° (-30°C/+80°C)
Recommended Pulleys	Use pulleys made to ARPM IP-20 engineering standard
Note	Double-V nomenclature differs from Agricultural belts. Contact Megadyne for length conversions

Double-V Hexagonal Classical AA, BB, CC



AA		
Belt Number	Inside Length (inch)	Approx. Weight (lbs.)
AA49	49.9	0.50
AA51	51.9	0.50
AA55	55.9	0.50
AA58	58.9	0.50
AA60	60.9	0.50
AA63	63.9	0.60
AA68	68.9	0.60
AA73	73.9	0.60
AA75	75.9	0.60
AA78	78.9	0.80
AA80	80.9	0.80
AA83	83.9	0.80
AA85	85.9	0.80
AA88	88.9	0.80
AA90	90.9	0.80
AA93	93.9	1.00
AA96	96.9	1.00
AA98	98.9	1.00
AA100	100.9	1.00
AA105	105.9	1.00
AA112	112.9	1.20
AA120	120.9	1.20
AA128	128.9	1.30
AA130	130.9	1.30
AA145	145.9	1.40
AA148	148.9	1.50
AA155	155.9	1.50
AA194	194.9	1.80
AA240	240.9	2.40

BB		
Belt Number	Inside Length (inch)	Approx. Weight (lbs.)
BB43	44.3	0.60
BB45	46.3	0.64
BB50	51.3	0.70
BB51	52.3	0.70
BB54	55.3	0.85
BB55	56.3	0.90
BB60	61.3	1.00
BB62	63.3	1.00
BB68	69.3	1.00
BB70	71.3	1.00
BB71	72.3	1.00
BB72	73.3	1.00
BB73	74.3	1.00
BB74	75.3	1.00
BB75	76.3	1.00
BB76	77.3	1.00
BB77	78.3	1.00
BB81	82.3	1.10
BB85	86.3	1.10
BB87	88.3	1.10
BB90	91.3	1.10
BB92	93.3	1.20
BB93	94.3	1.20
BB94	95.3	1.20
BB95	96.3	1.20
BB96	97.3	1.20
BB97	98.3	1.20
BB100	101.3	1.25
BB102	103.3	1.30
BB103	104.3	1.30
BB104	105.3	1.30
BB105	106.3	1.30
BB107	108.3	1.30
BB108	109.3	1.30


BB		
Belt Number	Inside Length (inch)	Approx. Weight (lbs.)
BB111	112.3	1.30
BB112	113.3	1.40
BB114	115.3	1.40
BB115	116.3	1.45
BB116	117.3	1.50
BB118	119.3	1.50
BB120	121.3	1.50
BB124	125.3	1.50
BB127	128.3	1.55
BB128	129.3	1.60
BB129	130.3	1.70
BB130	131.3	1.70
BB133	134.3	1.75
BB136	137.3	1.80
BB140	141.3	1.80
BB144	145.3	1.80
BB148	149.3	1.90
BB155	156.3	2.00
BB158	159.3	2.00
BB161	162.3	2.00
BB162	163.3	2.10
BB168	169.3	2.10
BB170	171.3	2.10
BB172	173.3	2.10
BB173	174.3	2.10
BB175	176.3	2.10
BB180	181.3	2.20
BB182	183.3	2.30
BB185	186.3	2.30
BB187	188.3	2.40
BB190	191.3	2.40
BB195	196.3	2.40
BB210	211.3	2.60
BB214	215.3	2.65

BB		
Belt Number	Inside Length (inch)	Approx. Weight (lbs.)
BB215	216.3	2.66
BB225	226.3	2.80
BB228	229.3	2.90
BB234	235.3	2.90
BB240	241.3	2.90
BB255	256.3	3.10
BB270	271.3	3.30
BB278	279.3	3.70
BB300	301.3	3.70
BB360	361.3	4.60

CC		
Belt Number	Inside Length (inch)	Approx. Weight (lbs.)
CC75	77.1	1.70
CC81	83.1	1.80
CC85	87.1	1.90
CC90	92.1	2.00
CC96	98.1	2.20
CC105	107.1	2.40
CC112	114.1	2.50
CC118	120.1	2.60
CC119	121.1	2.60
CC120	122.1	2.70
CC128	130.1	2.90
CC140	142.1	3.10
CC144	146.1	3.20

CC		
Belt Number	Inside Length (inch)	Approx. Weight (lbs.)
CC154	156.1	3.40
CC158	160.1	3.50
CC162	164.1	3.80
CC173	175.1	3.80
CC174	176.1	3.80
CC178	180.1	4.00
CC180	182.1	4.00
CC195	197.1	4.60
CC210	212.1	4.70
CC225	227.1	4.90
CC234	236.1	5.10
CC240	242.1	5.20
CC270	272.1	5.90
CC300	302.1	6.50
CC330	332.1	7.20
CC360	362.1	7.80
CC390	392.1	8.50
CC420	422.1	9.10
CC780	782.1	14.9

CC
Double Notched
Available upon request

 **WARNING:** This product can expose you to chemicals including carbon black, which is known to the State of California to cause cancer or birth defects or other reproductive harm. For more information visit www.P65WARNINGS.ca.gov



Double-V Hexagonal Classical V-Belts For Poultry Industry

Used on equipment in the poultry industry for the de-feathering process, Megadyne Double-V Hexagonal Classical Belts have proven themselves in this harsh environment. Where a suffix of N is seen at the end of the belt number (**Example: BB158N**), belts are double-notched for extra flexibility.



WARNING: This product can expose you to chemicals including carbon black, which is known to the State of California to cause cancer or birth defects or other reproductive harm. For more information visit www.P65WARNINGS.ca.gov

Belt Number	Inside Length (inch)	Approx. Weight (lbs.)	Construction
AA128	128.9	1.30	Standard
AA148	148.9	1.50	Standard
BB155	156.3	2.00	Standard
BB155N	156.3	2.00	Double Notched
BB158	159.3	2.00	Standard
BB158N	159.3	2.00	Double Notched
BB172N	173.3	2.10	Double Notched
BB185	186.3	2.30	Standard

Note: "N" suffix on belt number denotes double notch construction (notches on top and bottom of belt). Contact Megadyne for sizes not listed.

Temperature Range: -22°F/+176° (-30°C/+80°C)



V-BELTS

Neoflex 60° Wide Angle V-Belt 7M - Chloroprene Rubber Body

Neoflex transmits more power in less space. The wide 60° angle provides more sidewall support under the tensile member for even load distribution and higher power ratings. Neoflex allows for maximum speed ratios with smaller pulleys. Constructed of chloroprene rubber with transverse fabric plies for maximum rigidity. Tensile member is polyester.



WARNING: This product can expose you to chemicals including carbon black, which is known to the State of California to cause cancer or birth defects or other reproductive harm. For more information visit www.P65WARNINGS.ca.gov

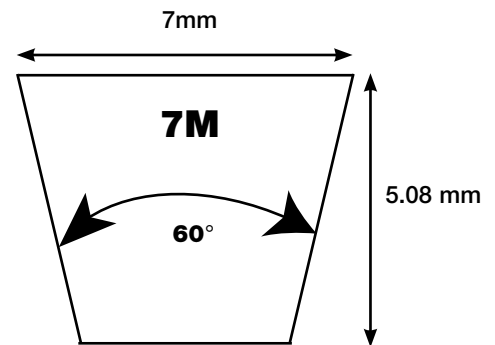
Part Nomenclature

7MR600

7M = Top width (7mm)

R = Rubber construction

600 = Effective length (600mm)



Neoflex V-Belt 7M					
Belt Number	Effective Length (mm)	Belt Number	Effective Length (mm)	Belt Number	Effective Length (mm)
7MR600	600	7MR875	875	7MR1250	1250
7MR615	615	7MR900	900	7MR1280	1280
7MR630	630	7MR925	925	7MR1320	1320
7MR650	650	7MR950	950	7MR1360	1360
7MR670	670	7MR975	975	7MR1400	1400
7MR690	690	7MR1000	1000	7MR1450	1450
7MR710	710	7MR1030	1030	7MR1500	1500
7MR730	730	7MR1060	1060	7MR1550	1550
7MR750	750	7MR1090	1090	7MR1600	1600
7MR775	775	7MR1120	1120	7MR1650	1650
7MR800	800	7MR1150	1150	7MR1700	1700
7MR825	825	7MR1180	1180	-	-
7MR850	850	7MR1220	1220	-	-
Temperature Range -22°F/+176° (-30°C/+80°C)					



MXV Super Duty Clutching Fabric Cover with Tough Aramid Tensile Cord MXV3, MXV4, MXV5

MXV belts are ideal for lawn and garden applications. The special aramid tensile member guarantees excellent shock resistance while the bare back construction special cover assures smooth belt release and engagement in clutching applications. Specially formulated oil and heat resistant synthetic rubber compound.

Part number denotes nominal top width (inch) and outside length in tenths of an inch. **Example: MXV4-300**



WARNING: This product can expose you to chemicals including carbon black, which is known to the State of California to cause cancer or birth defects or other reproductive harm. For more information visit www.P65WARNINGS.ca.gov

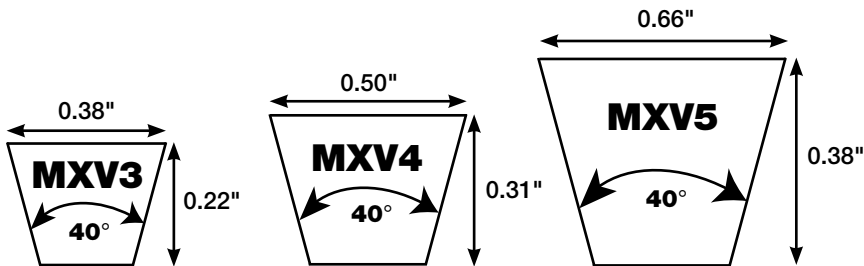
Part Nomenclature

MXV4-300

MXV = Heavy duty construction

4 = Nominal top width (0.50")

300 = Outside length in tenths of an inch = 30.0"



Features & Benefits

- | | |
|---------------------------------------|---|
| Aramid Tensile Member | Low stretch tensile member; resistant to shock load |
| Special Fiber Loaded Undercord | Greater tensile member support |
| Blue Bare Back Cover | Smooth, quiet operation on clutching applications |
| Thin Profile | Flexible on small pulleys for long life |

Construction

- | | |
|-----------------|--|
| Compound | Oil & heat resistant synthetic rubber |
| Cord | High Modulus Aramid |
| Cover | Bare Back fabric (no rubber impregnation - for clutching capability) |

Technical Info

- | | |
|------------------------------|--|
| Applications | Lawn & Garden, Agriculture, Pumps, Blowers, Fans, Woodworking Equipment, Hand Tools, Sprayers, Compressors |
| Engineering Standards | Conforms to ARPM standard IP-23 |
| Temperature Range | -4°F/+176° (-20°C/+80°C) |
| Recommended Pulleys | Use pulleys made to ARPM standards |
| Note | MXV belts have the same dimensions and tolerances as standard FHP belts. |

V-BELTS

**MXV Lawn & Garden
MXV3, MXV4**

AVAILABLE SIZES

Additional Lengths may be available. Contact Megadyne for sizes not listed.

MXV3		
Belt Number	Outside Length (inch)	Approx. Weight (lbs.)
MXV3-200	20.0	0.08
MXV3-210	21.0	0.08
MXV3-220	22.0	0.09
MXV3-230	23.0	0.09
MXV3-240	24.0	0.09
MXV3-250	25.0	0.10
MXV3-260	26.0	0.10
MXV3-270	27.0	0.11
MXV3-280	28.0	0.11
MXV3-290	29.0	0.12
MXV3-300	30.0	0.12
MXV3-310	31.0	0.12
MXV3-320	32.0	0.13
MXV3-330	33.0	0.13
MXV3-340	34.0	0.14
MXV3-350	35.0	0.14
MXV3-360	36.0	0.14
MXV3-370	37.0	0.15
MXV3-380	38.0	0.15
MXV3-390	39.0	0.16
MXV3-400	40.0	0.16
MXV3-410	41.0	0.16
MXV3-420	42.0	0.17
MXV3-430	43.0	0.17
MXV3-440	44.0	0.18
MXV3-450	45.0	0.18
MXV3-460	46.0	0.18
MXV3-470	47.0	0.19
MXV3-480	48.0	0.19
MXV3-490	49.0	0.20
MXV3-500	50.0	0.20
MXV3-510	51.0	0.21
MXV3-520	52.0	0.21
MXV3-530	53.0	0.21
MXV3-550	55.0	0.22
MXV3-600	60.0	0.22
MXV3-610	61.0	0.23
MXV3-620	62.0	0.23
MXV3-630	63.0	0.23
MXV3-640	64.0	0.24
MXV3-650	65.0	0.24
MXV3-660	66.0	0.25
MXV3-670	67.0	0.25

MXV4		
Belt Number	Outside Length (inch)	Approx. Weight (lbs.)
MXV4-180	180.0	0.07
MXV4-190	190.0	0.08
MXV4-200	20.0	0.09
MXV4-210	21.0	0.10
MXV4-220	22.0	0.10
MXV4-230	23.0	0.11
MXV4-240	24.0	0.11
MXV4-250	25.0	0.12
MXV4-260	26.0	0.12
MXV4-270	27.0	0.12
MXV4-280	28.0	0.13
MXV4-290	29.0	0.13
MXV4-295	29.5	0.14
MXV4-300	30.0	0.14
MXV4-310	31.0	0.14
MXV4-320	32.0	0.15
MXV4-325	32.5	0.15
MXV4-330	33.0	0.15
MXV4-340	34.0	0.16
MXV4-350	35.0	0.16
MXV4-355	35.5	0.16
MXV4-360	36.0	0.17
MXV4-370	37.0	0.17
MXV4-380	38.0	0.18
MXV4-390	39.0	0.18
MXV4-400	40.0	0.18
MXV4-410	41.0	0.19
MXV4-420	42.0	0.19
MXV4-430	43.0	0.20
MXV4-440	44.0	0.20
MXV4-450	45.0	0.21
MXV4-460	46.0	0.21
MXV4-470	47.0	0.22
MXV4-480	48.0	0.22
MXV4-490	49.0	0.23
MXV4-500	50.0	0.23
MXV4-510	51.0	0.24
MXV4-520	52.0	0.24
MXV4-530	53.0	0.24
MXV4-540	54.0	0.25
MXV4-550	55.0	0.25
MXV4-560	56.0	0.26
MXV4-570	57.0	0.26
MXV4-580	58.0	0.27
MXV4-590	59.0	0.27
MXV4-600	60.0	0.28

MXV4		
Belt Number	Outside Length (inch)	Approx. Weight (lbs.)
MXV4-610	61.0	0.28
MXV4-620	62.0	0.29
MXV4-630	63.0	0.29
MXV4-640	64.0	0.30
MXV4-650	65.0	0.30
MXV4-660	66.0	0.30
MXV4-670	67.0	0.31
MXV4-680	68.0	0.31
MXV4-690	69.0	0.32
MXV4-700	70.0	0.32
MXV4-710	71.0	0.33
MXV4-720	72.0	0.33
MXV4-730	73.0	0.34
MXV4-740	74.0	0.34
MXV4-750	75.0	0.35
MXV4-760	76.0	0.35
MXV4-770	77.0	0.36
MXV4-780	78.0	0.36
MXV4-790	79.0	0.36
MXV4-800	80.0	0.37
MXV4-810	81.0	0.37
MXV4-820	82.0	0.38
MXV4-830	83.0	0.38
MXV4-840	84.0	0.39
MXV4-850	85.0	0.39
MXV4-860	86.0	0.40
MXV4-870	87.0	0.40
MXV4-880	88.0	0.41
MXV4-890	89.0	0.41
MXV4-900	90.0	0.42
MXV4-910	91.0	0.42
MXV4-920	92.0	0.42
MXV4-930	93.0	0.43
MXV4-940	94.0	0.43
MXV4-945	94.5	0.44
MXV4-950	95.0	0.44
MXV4-960	96.0	0.44
MXV4-970	97.0	0.45
MXV4-980	98.0	0.45
MXV4-990	99.0	0.46
MXV4-1000	100.0	0.46
MXV4-1010	101.0	0.47
MXV4-1020	102.0	0.47
MXV4-1030	103.0	0.48
MXV4-1040	104.0	0.48
MXV4-1050	105.0	0.48
MXV4-1060	106.0	0.49
MXV4-1070	107.0	0.49
MXV4-1080	108.0	0.50
MXV4-1090	109.0	0.50

MXV4		
Belt Number	Outside Length (inch)	Approx. Weight (lbs.)
MXV4-1100	110.0	0.51
MXV4-1110	111.0	0.52
MXV4-1120	112.0	0.52
MXV4-1130	113.0	0.52
MXV4-1140	114.0	0.52
MXV4-1160	116.0	0.53
MXV4-1170	117.0	0.53
MXV4-1180	118.0	0.54
MXV4-1190	119.0	0.54
MXV4-1200	120.0	0.55
MXV4-1210	121.0	0.56
MXV4-1220	122.0	0.57
MXV4-1260	126.0	0.58
MXV4-1310	131.0	0.59
MXV4-1320	132.0	0.60
MXV4-1330	133.0	0.62
MXV4-1340	134.0	0.63
MXV4-1370	137.0	0.63
MXV4-1380	138.0	0.64
MXV4-1390	139.0	0.64
MXV4-1400	140.0	0.65
MXV4-1410	141.0	0.65
MXV4-1420	142.0	0.66
MXV4-1440	144.0	0.66
MXV4-1450	145.0	0.67
MXV4-1460	146.0	0.67
MXV4-1470	147.0	0.68
MXV4-1480	148.0	0.68
MXV4-1490	149.0	0.69
MXV4-1500	150.0	0.69
MXV4-1510	151.0	0.70
MXV4-1520	152.0	0.70
MXV4-1540	154.0	0.71
MXV4-1620	162.0	0.71
MXV4-1630	163.0	0.72
MXV4-1640	164.0	0.72



WARNING: This product can expose you to chemicals including carbon black, which is known to the State of California to cause cancer or birth defects or other reproductive harm. For more information visit www.P65WARNINGS.ca.gov

MXV Lawn & Garden MXV5

AVAILABLE SIZES

Additional Lengths may be available.
Contact Megadyne for sizes not listed.

MXV5		
Belt Number	Outside Length (inch)	Approx. Weight (lbs.)
MXV5-230	23.0	0.20
MXV5-240	24.0	0.21
MXV5-250	25.0	0.22
MXV5-260	26.0	0.23
MXV5-270	27.0	0.23
MXV5-280	28.0	0.24
MXV5-290	29.0	0.25
MXV5-300	30.0	0.26
MXV5-310	31.0	0.27
MXV5-320	32.0	0.28
MXV5-330	33.0	0.29
MXV5-340	34.0	0.29
MXV5-350	35.0	0.30
MXV5-360	36.0	0.31
MXV5-370	37.0	0.32
MXV5-380	38.0	0.33
MXV5-390	39.0	0.34
MXV5-400	40.0	0.35
MXV5-410	41.0	0.36
MXV5-420	42.0	0.36
MXV5-430	43.0	0.37
MXV5-440	44.0	0.38
MXV5-450	45.0	0.39
MXV5-460	46.0	0.40
MXV5-470	47.0	0.41
MXV5-480	48.0	0.42
MXV5-490	49.0	0.42
MXV5-500	50.0	0.43
MXV5-510	51.0	0.44
MXV5-520	52.0	0.45
MXV5-530	53.0	0.46
MXV5-540	54.0	0.47
MXV5-550	55.0	0.48
MXV5-560	56.0	0.49
MXV5-570	57.0	0.49
MXV5-580	58.0	0.50
MXV5-590	59.0	0.51
MXV5-600	60.0	0.52
MXV5-610	61.0	0.53
MXV5-620	62.0	0.54
MXV5-630	63.0	0.55
MXV5-640	64.0	0.55
MXV5-650	65.0	0.56
MXV5-660	66.0	0.57
MXV5-670	67.0	0.58
MXV5-680	68.0	0.59
MXV5-690	69.0	0.60
MXV5-700	70.0	0.61
MXV5-710	71.0	0.62
MXV5-720	72.0	0.62
MXV5-730	73.0	0.63
MXV5-740	74.0	0.64
MXV5-750	75.0	0.65
MXV5-760	76.0	0.66
MXV5-770	77.0	0.67
MXV5-780	78.0	0.68
MXV5-790	79.0	0.68
MXV5-800	80.0	0.69
MXV5-810	81.0	0.70


MXV5		
Belt Number	Outside Length (inch)	Approx. Weight (lbs.)
MXV5-820	82.0	0.71
MXV5-830	83.0	0.72
MXV5-840	84.0	0.73
MXV5-850	85.0	0.74
MXV5-860	86.0	0.75
MXV5-870	87.0	0.75
MXV5-880	88.0	0.76
MXV5-890	89.0	0.77
MXV5-900	90.0	0.78
MXV5-910	91.0	0.79
MXV5-920	92.0	0.80
MXV5-930	93.0	0.81
MXV5-940	94.0	0.81
MXV5-950	95.0	0.82
MXV5-960	96.0	0.83
MXV5-970	97.0	0.84
MXV5-980	98.0	0.85
MXV5-990	99.0	0.86
MXV5-1000	100.0	0.87
MXV5-1010	101.0	0.88
MXV5-1020	102.0	0.88
MXV5-1040	104.0	0.90
MXV5-1050	105.0	0.91
MXV5-1060	106.0	0.92
MXV5-1070	107.0	0.93
MXV5-1080	108.0	0.93
MXV5-1090	109.0	0.94
MXV5-1100	110.0	0.95
MXV5-1110	111.0	0.96
MXV5-1120	112.0	0.97
MXV5-1130	113.0	0.98
MXV5-1140	114.0	0.99
MXV5-1150	115.0	1.00
MXV5-1160	116.0	1.00
MXV5-1170	117.0	1.01
MXV5-1180	118.0	1.02
MXV5-1190	119.0	1.03
MXV5-1200	120.0	1.04
MXV5-1210	121.0	1.05
MXV5-1220	122.0	1.06
MXV5-1230	123.0	1.07
MXV5-1250	125.0	1.08
MXV5-1260	126.0	1.09
MXV5-1270	127.0	1.10
MXV5-1290	129.0	1.11
MXV5-1300	130.0	1.12
MXV5-1310	131.0	1.13
MXV5-1320	132.0	1.14
MXV5-1330	133.0	1.15
MXV5-1340	134.0	1.16
MXV5-1350	135.0	1.17
MXV5-1360	136.0	1.18
MXV5-1370	137.0	1.19
MXV5-1380	138.0	1.20
MXV5-1390	139.0	1.20
MXV5-1400	140.0	1.21
MXV5-1410	141.0	1.22
MXV5-1420	142.0	1.23
MXV5-1430	143.0	1.24

MXV5		
Belt Number	Outside Length (inch)	Approx. Weight (lbs.)
MXV5-1440	144.0	1.25
MXV5-1450	145.0	1.26
MXV5-1470	147.0	1.27
MXV5-1480	148.0	1.28
MXV5-1490	149.0	1.29
MXV5-1500	150.0	1.30
MXV5-1510	151.0	1.31
MXV5-1520	152.0	1.32
MXV5-1530	153.0	1.33
MXV5-1540	154.0	1.34
MXV5-1550	155.0	1.35
MXV5-1560	156.0	1.36
MXV5-1570	157.0	1.37
MXV5-1580	158.0	1.38
MXV5-1590	159.0	1.39
MXV5-1610	161.0	1.40
MXV5-1620	162.0	1.40
MXV5-1630	163.0	1.41
MXV5-1640	164.0	1.42
MXV5-1650	165.0	1.43
MXV5-1660	166.0	1.44
MXV5-1670	167.0	1.45
MXV5-1680	168.0	1.46
MXV5-1700	170.0	1.47
MXV5-1730	173.0	1.48
MXV5-1750	175.0	1.49
MXV5-1760	176.0	1.50
MXV5-1800	180.0	1.51
MXV5-1810	181.0	1.52
MXV5-1820	182.0	1.52
MXV5-1830	183.0	1.53
MXV5-1850	185.0	1.53
MXV5-1860	186.0	1.54
MXV5-1890	189.0	1.54
MXV5-1900	190.0	1.55
MXV5-1920	192.0	1.55
MXV5-1960	196.0	1.56
MXV5-1990	199.0	1.56
MXV5-2010	201.0	1.57
MXV5-2020	202.0	1.57
MXV5-2050	205.0	1.58
MXV5-2080	208.0	1.58
MXV5-2190	219.0	1.59
MXV5-2220	222.0	1.59
MXV5-2260	226.0	1.60
MXV5-2360	236.0	1.60
MXV5-2380	238.0	1.61



WARNING: This product can expose you to chemicals including carbon black, which is known to the State of California to cause cancer or birth defects or other reproductive harm. For more information visit www.P65WARNINGS.ca.gov

BANDED V-BELTS



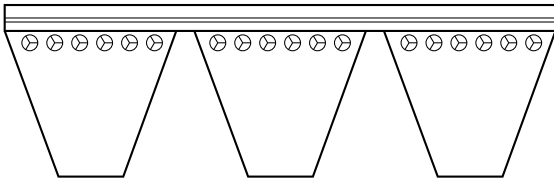
WARNING: This product can expose you to chemicals including carbon black, which is known to the State of California to cause cancer or birth defects or other reproductive harm.
For more information visit www.P65WARNINGS.ca.gov

UniMatch® Banded Classical V-Belts **RB, RC, RD** Oil & Heat Resistant/Static Dissipating

UniMatch Banded V-belts are available in Classical sections B, C and D, and feature the same premium construction as our single v-belt. Bonded together with a fabric-neoprene top band, these belts are often used on vertical shafts and where belt vibration, whipping and turn-over must be minimized.

In-between lengths (sizes not listed here) of the B, C and D sections are available, as are lengths up to 600 inches in the B and C sections by special order. Contact Megadyne for availability.

Banded Classical V-belts are specified by a number followed by a forward slash which indicates banded construction and number of ribs, and a letter/number combination indicating the base belt part number. **Example: 8/C90**



Part Nomenclature

8/C90

8 = One banded belt with 8 ribs
C = Indicates belt cross section
90 = ARPM Standard Length Designation

Features & Benefits

- Banded Construction** Fabric/Neoprene top band enhances stability and prevents belts from turning over or coming off the drive. Minimizes vibration.
- Static Dissipating** Safe operation in potentially dangerous atmosphere
- Oil & Heat Resistant** Durability in tough environments

Construction

- Compound** Styrene Butadiene Rubber
- Cord** Polyester
- Cover** Cotton/polyester blend
- Top Band** Fabric/Neoprene

Technical Info

- Applications** General Industry, HVAC Equipment, Lawn & Garden, Agriculture
- Engineering Standards** Conforms to ARPM standard IP-20
- Temperature Range** -22°F/+176° (-20°C/+80°C)
- Recommended Pulleys** Use pulleys made to ARPM standards
- Special Lengths** In-between sizes (B,C,D) and sizes up to 600 inches (B, C) available by special order
- Note** 2 and 3 rib belts are not returnable

It is common practice for some belt suppliers to fill orders for banded V-belts by supplying separate bands (belts) that add up to the total number of ribs requested. Normal policy for Megadyne is to supply a one-piece banded V-belt unless otherwise requested. **Example: Order is for one belt with 8 ribs.** Some suppliers will send two belts with 4 ribs each. Megadyne will ship as ordered, one belt with 8 ribs, unless otherwise specified.

UniMatch® Banded Classical V-Belts - RB, RC, RD

AVAILABLE SIZES

Additional Lengths may be available. Contact Megadyne for sizes not listed.

RB		
Belt Number	Outside Length (inch)	Approx. Weight (lbs.)
RB48	51.8	0.70
RB50	53.8	0.70
RB51	54.8	0.70
RB52	55.8	0.70
RB53	56.8	0.72
RB54	57.8	0.73
RB55	58.8	0.74
RB56	59.8	0.75
RB57	60.8	0.76
RB58	61.8	0.77
RB59	62.8	0.79
RB60	63.8	0.82
RB61	64.8	0.83
RB62	65.8	0.84
RB63	66.8	0.86
RB64	67.8	0.87
RB65	68.8	0.88
RB66	69.8	0.89
RB67	70.8	0.90
RB68	71.8	0.92
RB70	73.8	0.95
RB71	74.8	0.97
RB72	75.8	0.98
RB74	77.8	0.99
RB75	78.8	1.00
RB77	80.8	1.02
RB78	81.8	1.04
RB79	82.8	1.06
RB80	83.8	1.08
RB81	84.8	1.10
RB82	85.8	1.12
RB83	86.8	1.15
RB84	87.8	1.16
RB85	88.8	1.18
RB86	89.8	1.19
RB88	91.8	1.21
RB90	93.8	1.22
RB93	96.8	1.26
RB95	98.8	1.29
RB96	99.8	1.30
RB97	100.8	1.32
RB99	102.8	1.35
RB100	103.8	1.36
RB101	104.8	1.34
RB103	106.8	1.39
RB105	108.8	1.43


RB		
Belt Number	Outside Length (inch)	Approx. Weight (lbs.)
RB108	111.8	1.47
RB109	112.8	1.50
RB112	115.8	1.54
RB114	117.8	1.58
RB115	118.8	1.59
RB116	119.8	1.61
RB118	121.8	1.60
RB120	123.8	1.68
RB123	126.8	1.69
RB124	127.8	1.75
RB128	131.8	1.78
RB130	133.8	1.80
RB133	136.8	1.81
RB135	138.8	1.82
RB136	139.8	1.84
RB138	141.8	1.90
RB140	143.8	1.91
RB141	144.8	1.92
RB144	147.8	1.95
RB148	151.8	2.00
RB150	153.8	2.05
RB154	157.8	2.09
RB158	161.8	2.14
RB160	163.8	2.18
RB162	165.8	2.20
RB167	169.8	2.29
RB168	171.8	2.30
RB171	174.3	2.32
RB173	176.8	2.35
RB180	183.8	2.44
RB184	187.8	2.50
RB185	188.8	2.54
RB188	191.8	2.68
RB190	193.8	2.75
RB195	198.8	2.65
RB201	204.8	2.69
RB204	207.8	2.74
RB210	213.8	2.85
RB225	227.3	3.20
RB240	242.3	3.26
RB255	257.3	3.46
RB270	272.3	3.67
RB276	278.3	3.90
RB300	302.3	4.08
RB310	312.3	4.15
RB315	317.3	4.28
RB367	369.3	5.00

RC		
Belt Number	Outside Length (inch)	Approx. Weight (lbs.)
RC60	65.4	1.44
RC68	73.4	1.65
RC71	76.4	1.68
RC75	80.4	1.80
RC80	85.4	1.85
RC81	86.4	1.92
RC85	90.4	2.04
RC87	92.4	2.09
RC90	95.4	2.16
RC96	101.4	2.30
RC100	105.4	2.40
RC103	108.4	2.45
RC105	110.4	2.52
RC109	114.4	2.60
RC112	117.4	2.68
RC118	123.4	2.80
RC120	125.4	2.88
RC124	129.4	2.90
RC126	131.4	3.04
RC128	133.4	3.07
RC136	141.4	3.26
RC138	143.4	3.37
RC140	145.4	3.39
RC144	149.4	3.45
RC150	155.4	3.49
RC152	157.4	3.51
RC158	163.4	3.79
RC162	167.4	3.88
RC173	178.4	4.15
RC180	185.4	4.32
RC195	200.4	4.68
RC204	209.4	4.90
RC210	215.4	5.04
RC225	228.4	5.40
RC230	233.4	5.50
RC240	243.4	5.76
RC255	258.4	6.12
RC270	273.4	6.48
RC285	288.4	6.84
RC300	303.4	7.20
RC315	318.4	7.56
RC330	333.4	7.92
RC345	348.4	8.28
RC360	363.4	8.64
RC390	393.4	9.36
RC420	423.4	10.80

RD		
Belt Number	Outside Length (inch)	Approx. Weight (lbs.)
RD112	118.6	4.70
RD120	126.6	5.00
RD128	134.6	5.30
RD138	144.6	5.80
RD144	150.6	6.00
RD158	164.6	6.60
RD162	168.6	6.80
RD173	179.6	7.20
RD180	186.6	7.50
RD195	201.6	7.90
RD210	216.6	8.70
RD225	229.1	9.40
RD240	244.1	10.00
RD255	259.1	10.60
RD270	274.1	11.20
RD285	289.1	11.80
RD300	304.1	12.50
RD315	319.1	13.10
RD330	334.1	13.70
RD345	349.1	14.40
RD360	364.1	14.90
RD390	394.1	16.20
RD394	398.1	17.00
RD420	424.1	17.50
RD480	484.1	20.00
RD540	544.1	22.50
RD660	664.1	27.50

WARNING: This product can expose you to chemicals including carbon black, which is known to the State of California to cause cancer or birth defects or other reproductive harm. For more information visit www.P65WARNINGS.ca.gov

Special Order Availability	
Size	Maximum Rib Width
RB48 to RB105	28
RB108 and up	26
RC - All sizes	22
RD - All sizes	15



BANDED V-BELTS



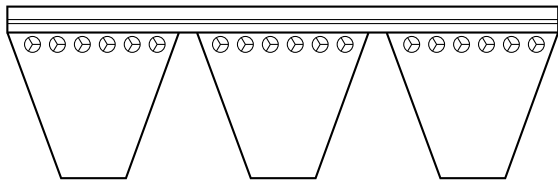
UniMatch® Banded V-Belts Deep Wedge R3V, R5V, R8V Oil & Heat Resistant/Static Dissipating

UniMatch Banded V-belts are available in Deep Wedge sections 3V, 5V and 8V, and feature the same premium constructions as the individual Deep Wedge belt and are bonded together with a fabric-neoprene top band. These belts are often used on vertical shafts and where belt vibration, whipping and turn-over must be minimized.



WARNING: This product can expose you to chemicals including carbon black, which is known to the State of California to cause cancer or birth defects or other reproductive harm.
For more information visit www.P65WARNINGS.ca.gov

Banded Deep Wedge V-belts are specified by a number followed by a forward slash which indicates banded construction, number of ribs and a letter/number combination indicating the base belt part number - **Example: 8/5V750**



Part Nomenclature

8/5V750

- 8** = One banded belt with 8 ribs
- 5V** = Indicates belt type/cross section
- 750** = Effective length in tenths of an inch = 75.0 "

Features & Benefits

- High Power Capability** High power with a more compact drive
- Banded Construction** Fabric/Neoprene top band enhances stability and prevents belts from turning over or coming off of the drive. Minimizes vibration.
- Oil & Heat Resistant** Durability in tough environments

Construction

- Compound** Styrene Butadiene Rubber
- Cord** Polyester
- Cover** Cotton/polyester blend
- Top Band** Fabric/Neoprene

Technical Info

- Applications** General Industry, HVAC Equipment, Lawn & Garden, Agriculture
- Engineering Standards** Conforms to ARPM standard IP-22
- Temperature Range** -22°F/+176° (-20°C/+80°C)
- Recommended Pulleys** Use pulleys made to ARPM standards
- Note** 2 and 3 rib belts are not returnable

It is common practice for some belt suppliers to fill orders for banded V-belts by supplying separate bands (belts) that add up to the total number of ribs requested. Normal policy for Megadyne is to supply a one-piece banded V-belt unless otherwise requested. **Example: Order is for one belt with 8 ribs.** Some suppliers will send two belts with 4 ribs each. Megadyne will ship as ordered, one belt with 8 ribs, unless otherwise specified.

UniMatch® Banded Deep Wedge V-Belts R3V, R5V, R8V

AVAILABLE SIZES

Additional Lengths may be available. Contact Megadyne for sizes not listed.

R3V		
Belt Number	Effective Length (inch)	Approx. Weight (lbs.)
R3V425	42.5	0.20
R3V450	45.0	0.20
R3V475	47.5	0.20
R3V500	50.0	0.20
R3V530	53.0	0.20
R3V560	45.0	0.20
R3V600	60.0	0.20
R3V630	63.0	0.30
R3V650	65.0	0.30
R3V655	65.5	0.30
R3V665	66.5	0.30
R3V670	67.0	0.30
R3V695	69.5	0.30
R3V705	70.5	0.30
R3V710	71.0	0.30
R3V730	73.0	0.30
R3V750	75.0	0.30
R3V790	79.0	0.30
R3V800	63.0	0.30
R3V830	83.0	0.40
R3V850	85.0	0.40
R3V900	90.0	0.40
R3V950	95.0	0.40
R3V1000	100.0	0.40
R3V1060	106.0	0.50
R3V1120	112.0	0.50
R3V1180	118.0	0.50
R3V1250	125.0	0.50
R3V1320	132.0	0.60
R3V1400	140.0	0.60


R5V		
Belt Number	Effective Length (inch)	Approx. Weight (lbs.)
R5V500	50.0	0.60
R5V530	53.0	0.60
R5V560	56.0	0.70
R5V600	60.0	0.70
R5V630	63.0	0.70
R5V670	67.0	0.80
R5V710	71.0	0.80
R5V750	75.0	0.80
R5V800	80.0	0.90
R5V850	85.0	0.90
R5V900	90.0	1.00
R5V950	95.0	1.10
R5V975	97.5	1.20
R5V1000	100.0	1.20
R5V1060	106.0	1.30
R5V1120	112.0	1.30
R5V1180	118.0	1.40
R5V1250	125.0	1.50
R5V1320	132.0	1.60
R5V1400	140.0	1.70

R5V		
Belt Number	Effective Length (inch)	Approx. Weight (lbs.)
R5V1500	150.0	1.80
R5V1600	160.0	1.90
R5V1650	165.0	2.00
R5V1700	170.0	2.00
R5V1800	180.0	2.10
R5V1900	190.0	2.20
R5V2000	200.0	2.40
R5V2060	206.0	2.45
R5V2120	212.0	2.50
R5V2150	215.0	2.60
R5V2240	224.0	2.70
R5V2360	236.0	2.80
R5V2500	250.0	3.00
R5V2650	265.0	3.20
R5V2800	280.0	3.30
R5V3000	300.0	3.60
R5V3150	315.0	3.80
R5V3350	335.0	4.00
R5V3550	355.0	4.30


R8V		
Belt Number	Effective Length (inch)	Approx. Weight (lbs.)
R8V950	95.0	3.10
R8V1000	100.0	3.30
R8V1060	106.0	3.50
R8V1120	112.0	3.70
R8V1180	118.0	3.90
R8V1250	125.0	4.10
R8V1320	132.0	4.40
R8V1400	140.0	4.60
R8V1500	150.0	4.90
R8V1600	160.0	5.20
R8V1650	165.0	5.40
R8V1700	170.0	5.60
R8V1800	180.0	5.90
R8V1900	190.0	6.30
R8V2000	200.0	6.60
R8V2120	212.0	6.90
R8V2240	224.0	7.00
R8V2360	236.0	7.00
R8V2400	240.0	8.00
R8V2500	250.0	8.30
R8V2650	265.0	8.70
R8V2700	270.0	9.00
R8V2800	280.0	9.20
R8V3000	300.0	9.80
R8V3150	315.0	9.90
R8V3350	335.0	11.10
R8V3550	355.0	11.40
R8V3750	375.0	11.70
R8V4000	400.0	12.40
R8V4250	425.0	13.20
R8V4500	450.0	14.00
R8V4750	475.0	14.80
R8V5000	500.0	16.50
R8V5600	560.0	18.40

WARNING: This product can expose you to chemicals including carbon black, which is known to the State of California to cause cancer or birth defects or other reproductive harm. For more information visit www.P65WARNINGS.ca.gov

Special Order Availability	
Size	Maximum Rib Width
R3V425 to R3V475	21
R3V500 to R3V1060	54
R3V1120 to R3V1400	48
R5V - All sizes	30
R8V - All sizes	20



BANDED V-BELTS

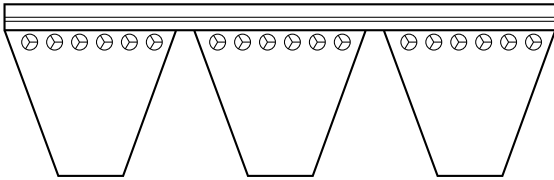


UniMatch® Super Hi-Performance Banded Kevlar® Deep Wedge R8VK Oil & Heat Resistant/Static Dissipating

UniMatch Super High Performance Banded Kevlar V-belts are ready for the toughest, most aggressive high horsepower applications in the oil field, rock quarry, timber and lumber processing, mining and heavy construction industries to name just a few. Banded construction combined with a high strength/low stretch Kevlar cord assures high performance on drives subject to severe shock loads such as wood chippers, crushers, dredge pumps, hammer mills, piledrivers, steel billet grinders, etc. Non-Stock, available upon request.



WARNING: This product can expose you to chemicals including carbon black, which is known to the State of California to cause cancer or birth defects or other reproductive harm. For more information visit www.P65WARNINGS.ca.gov



Part Nomenclature

5/8V3350K

- 5** = One banded belt with 5 ribs
- 8V** = Indicates belt type/cross section
- 3550** = Effective length in tenths of an inch = 355.0"
- K** = Kevlar® cord construction

Features & Benefits

- Hi-Performance Kevlar Cord** Maximum protection against belt breakage due to pulsating and heavy shock loads. Provides superior durability on the toughest applications
- Super High Power Capability** Highest power transmission capability available for 8V section belts
- Banded Construction** Fabric/Neoprene top band enhances stability and prevents belts from turning over or coming off of the drive. Minimizes vibration.
- Oil & Heat Resistant** Durability in tough environments

Construction

- Compound** Chloroprene
- Cord** Kevlar
- Cover** Cotton
- Top Band** Polyester/Cotton/Chloroprene

Technical Info

- Engineering Standards** Conforms to ARPM standard IP-22
- Temperature Range** -22°F/+176° (-20°C/+80°C)

Recommended Pulleys



Caution!

Special pulleys are required! Contact Megadyne Cast Iron Pulleys typically DO NOT have sufficient horsepower capacity to operate with Super High Performance 8V belts


Note 2 and 3 rib belts are not returnable

**UniMatch® Super Hi-Performance
Banded Kevlar® Deep Wedge R8VK
Oil & Heat Resistant/Static Dissipating**

R8VK - Banded 8V with Kevlar® Cord			
Belt Number	Effective Length (inch)	Approx. Weight (lbs.)	Max. No. of Ribs
R8V2000K	200.0	6.60	20
R8V2120K	212.0	6.90	20
R8V2240K	224.0	7.00	20
R8V2360K	236.0	7.00	20
R8V2500K	250.0	8.30	20
R8V2650K	265.0	8.70	20
R8V2800K	280.0	9.20	20
R8V3000K	300.0	9.80	20
R8V3150K	315.0	9.90	20
R8V3350K	335.0	11.10	20
R8V3550K	355.0	11.40	20
R8V3750K	375.0	11.70	20
R8V4000K	400.0	12.40	20
R8V4750K	475.0	14.80	20
R8V5000K	500.0	16.50	20

It is common practice for some belt suppliers to fill orders for banded V-belts by supplying separate bands (belts) that add up to the total number of ribs requested. Normal policy for Megadyne is to supply a one-piece banded V-belt unless otherwise requested.


Example: Order is for one belt with 8 ribs. Some suppliers will send two belts with 4 ribs each. Megadyne will ship as ordered, one belt with 8 ribs.

 **WARNING:** This product can expose you to chemicals including carbon black, which is known to the State of California to cause cancer or birth defects or other reproductive harm. For more information visit www.P65WARNINGS.ca.gov



All items subject to minimum order requirements.

BANDED V-BELTS



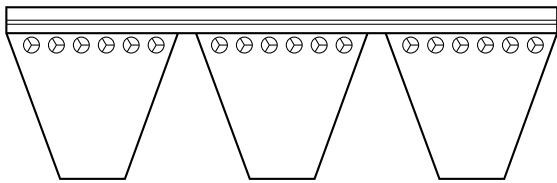
UniMatch® Deep Wedge Cog Banded V-Belts R3VX, R5VX Oil & Heat Resistant/Static Dissipating

UniMatch Banded V-belts are available in Deep Wedge Cog sections 3VX and 5VX. They feature the same premium constructions as our individual Cogged Raw Edge belts and are bonded together with a fabric-neoprene top band. These belts are often used on vertical shafts and where belt vibration, whipping and turn-over must be minimized.

Banded Deep Wedge Cog V-belts are specified by a number followed by a forward slash which indicates banded construction, number of ribs and a letter/number combination indicating the base belt part number. **Example: 3/3VX335**



WARNING: This product can expose you to chemicals including carbon black, which is known to the State of California to cause cancer or birth defects or other reproductive harm. For more information visit www.P65WARNINGS.ca.gov



Part Nomenclature

3/3VX335

- 3** = One banded belt with 3 ribs
- 3V** = Belt type/cross section
- X** = Raw edge + cog construction
- 335** = Effective length in tenths of an inch = 33.5"

Features & Benefits

- High Power Capability** High power with a more compact drive
- Raw Edge Sidewalls** Increased friction reduces slippage/increases efficiency versus wrapped V-belts. Saves energy.
- Banded Construction** Fabric/Neoprene top band enhances stability and prevents belts from turning over or coming off of the drive. Minimizes vibration.
- Oil & Heat Resistant** Durability in tough environments

Construction

- Compound** Chloroprene
- Cord** Polyester
- Sidewalls** Raw Edge
- Top Band** Fabric/Neoprene

Technical Info

- Applications** General Industry, HVAC Equipment, Lawn & Garden, Agriculture
- Engineering Standards** Conforms to ARPM standard IP-22
- Temperature Range** -22°F/+194° (-30°C/+90°C)
- Recommended Pulleys** Use pulleys made to ARPM standards
- Note** 2 and 3 rib belts are not returnable

It is common practice for some belt suppliers to fill orders for banded V-belts by supplying separate bands (belts) that add up to the total number of ribs requested. Normal policy for Megadyne is to supply a one-piece banded V-belt unless otherwise requested. **Example: Order is for one belt with 8 ribs.** Some suppliers will send two belts with 4 ribs each. Megadyne will ship as ordered, one belt with 8 ribs.

UniMatch® Deep Wedge Cog Banded V-Belts - R3VX, R5VX

AVAILABLE SIZES

Additional lengths may be available. Contact Megadyne for sizes not listed.


R3VX			
Belt Number	Effective Length (inch)	Approx. Weight (lbs.)	Max. No of Ribs
R3VX315	31.5	0.15	70
R3VX335	33.5	0.16	70
R3VX355	35.5	0.17	70
R3VX375	37.5	0.18	70
R3VX400	40.0	0.19	70
R3VX425	42.5	0.21	70
R3VX430	43.0	0.21	70
R3VX450	45.0	0.22	70
R3VX460	46.0	0.22	70
R3VX475	47.5	0.23	70
R3VX500	50.0	0.24	70
R3VX520	52.0	0.25	70
R3VX530	53.0	0.26	70
R3VX560	56.0	0.27	70
R3VX570	57.0	0.28	70
R3VX580	58.0	0.28	70
R3VX600	60.0	0.29	70
R3VX630	63.0	0.31	70
R3VX650	65.0	0.32	70

R3VX			
Belt Number	Effective Length (inch)	Approx. Weight (lbs.)	Max. No of Ribs
R3VX670	67.0	0.33	70
R3VX710	71.0	0.34	70
R3VX740	74.0	0.35	70
R3VX750	75.0	0.36	70
R3VX755	75.5	0.37	70
R3VX780	78.0	0.38	70
R3VX800	80.0	0.39	70
R3VX850	85.0	0.41	70
R3VX900	90.0	0.44	70
R3VX925	92.5	0.45	70
R3VX950	95.0	0.46	70
R3VX1000	100	0.49	70
R3VX1060	106.0	0.51	5
R3VX1120	112.0	0.54	5
R3VX1180	118.0	0.57	5
R3VX1250	125.0	0.61	5
R3VX1320	132.0	0.64	5
R3VX1400	140.0	0.67	5

R5VX			
Belt Number	Effective Length (inch)	Approx. Weight (lbs.)	Max. No of Ribs
R5VX500	50.0	0.65	43
R5VX530	53.0	0.69	43
R5VX560	56.0	0.73	43
R5VX600	60.0	0.79	43
R5VX630	63.0	0.83	43
R5VX670	67.0	0.88	43
R5VX710	71.0	0.93	43
R5VX730	73.0	0.95	43
R5VX750	75.0	0.98	43
R5VX800	80.0	1.05	43
R5VX810	81.0	1.07	43
R5VX830	83.0	1.09	43
R5VX850	85.0	1.11	43
R5VX900	90.0	1.18	43
R5VX950	95.0	1.24	43
R5VX1000	100.0	1.31	43
R5VX1060	106.0	1.39	5
R5VX1120	112.0	1.47	5
R5VX1180	118.0	1.55	5
R5VX1250	125.0	1.64	5
R5VX1320	132.0	1.73	5
R5VX1400	140.0	1.83	5
R5VX1500	150.0	1.96	5
R5VX1600	160.0	2.10	5
R5VX1700	170.0	2.23	5
R5VX1800	180.0	2.36	5
R5VX1900	190.0	2.49	5
R5VX2000	200.0	2.62	5



WARNING: This product can expose you to chemicals including carbon black, which is known to the State of California to cause cancer or birth defects or other reproductive harm. For more information visit www.P65WARNINGS.ca.gov

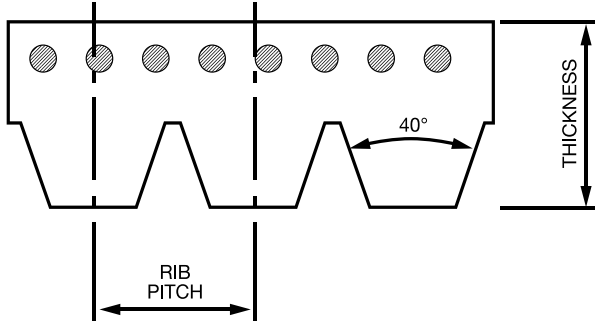


Multi-Rib V-Belts - J, L, M

Where high ratio (up to 60:1) high speed drives are required, Multi-Rib rubber endless V-belts are often recommended. Belt turnover is eliminated. Additionally, Multi-Rib V-belts offer greater flexibility than banded V-belts for smaller pulley diameters and more compact drives. Greater belt rib to pulley groove contact gives more power transmission in less space.

Multi-Rib V-belts are specified by the effective length in inches multiplied by 10, the cross section and the number of ribs.

Example: 445J6



Part Nomenclature

445J6

- 445** = 44.5" Effective Length
- J** = 0.092" - Rib pitch
- 6** = Number of ribs

Belt Type	Nominal Rib Pitch (inch)	Belt Thickness (inch)	Maximum Number of Ribs	Length Designation	Effective Length (inch)
J	0.092	0.138	190	80J thru 980J	8 thru 98
L	0.185	0.276	100	375L thru 2400L	37.5 thru 240
M	0.370	0.472	46	900M thru 660M	90 thru 660

Features & Benefits

- High Flexibility
- Multiple Rib Construction
- Polyester Tensile Cord
- Fiber Reinforced Back
- Multiple Profiles

- Runs on small diameter pulleys, speed ratios up to 60:1
- Eliminates turnover, one belt per drive, reduced noise and vibration
- High power capacity, low stretch
- Lateral stiffness
- Wide range of power capability - up to 800 HP

Construction

- Compound
- Tensile Cord

- Polybutadiene rubber
- Polyester



WARNING: This product can expose you to chemicals including carbon black, which is known to the State of California to cause cancer or birth defects or other reproductive harm. For more information visit www.P65WARNINGS.ca.gov

Technical Info

- Applications
- Engineering Standards
- Recommended Pulleys
- Special Constructions

- Used where compact, quiet, and reliable drives are needed
- Conforms to ARPM standard IP-26 and ISO 9982
- Use pulleys made to ARPM/ISO standards
- Polyurethane construction
- K section automotive type
- H section - OEM appliance applications
- Elastic - rubber or polyurethane construction available
- Additional Cover Rubber
- Non-Marking

- Temperature Range
- Elastic Belts for fixed center distance drives

- 13°F/+185° (-25°C/+85°C)
- Special construction elastic Multi-Rib belts are available for OEM applications. No take-up or idlers required. Custom-designed for fixed center distance drives. Contact Megadyne.

Multi-Rib V-Belts - J, L, M

AVAILABLE SIZES

Additional lengths may be available. Contact Megadyne for sizes not listed.

J			J			L			M		
Belt No.	Effective Length (inch)	Approx. Weight Per Rib (lbs.)	Belt No.	Effective Length (inch)	Approx. Weight Per Rib (lbs.)	Belt No.	Effective Length (inch)	Approx. Weight Per Rib (lbs.)	Belt No.	Effective Length (inch)	Approx. Weight Per Rib (lbs.)
80J	8.0	0.004	530J	53.0	0.026	655L	65.5	0.016	900M	90.0	0.80
85J	8.5	0.004	540J	54.0	0.026	675L	67.5	0.017	920M	92.0	0.82
90J	9.0	0.004	550J	55.0	0.027	680L	68.0	0.017	940M	94.0	0.84
95J	9.5	0.005	560J	56.0	0.027	695L	69.5	0.017	990M	99.0	0.88
100J	10.0	0.005	575J	57.5	0.028	710L	71.0	0.018	1060M	106.0	0.94
105J	10.5	0.005	580J	58.0	0.028	725L	72.5	0.018	1115M	111.5	0.99
110J	11.0	0.006	610J	61.0	0.031	765L	76.5	0.019	1150M	115.0	1.02
120J	12.0	0.006	625J	62.5	0.032	770L	77.0	0.019	1185M	118.5	1.06
130J	13.0	0.006	630J	63.0	0.032	780L	78.0	0.019	1230M	123.0	1.10
140J	14.0	0.007	640J	64.0	0.032	795L	79.5	0.019	1310M	131.0	1.17
150J	15.0	0.007	650J	65.0	0.033	815L	81.5	0.020	1390M	139.0	1.24
160J	16.0	0.008	655J	65.5	0.033	825L	82.5	0.021	1470M	147.0	1.31
170J	17.0	0.008	670J	67.0	0.033	840L	84.0	0.021	1520M	152.0	1.37
180J	18.0	0.009	690J	69.0	0.035	865L	86.5	0.022	1550M	155.0	1.40
190J	19.0	0.010	700J	70.0	0.035	880L	88.0	0.022	1610M	161.0	1.43
200J	20.0	0.010	730J	73.0	0.037	915L	91.5	0.023	1650M	165.0	1.47
210J	21.0	0.011	750J	75.0	0.037	930L	93.0	0.023	1760M	176.0	1.57
220J	22.0	0.011	760J	76.0	0.038	975L	97.5	0.024	1830M	183.0	1.63
230J	23.0	0.012	770J	77.0	0.038	990L	99.0	0.025	1980M	198.0	1.76
240J	24.0	0.012	775J	77.5	0.038	1065L	106.5	0.026	2130M	213.0	1.90
260J	26.0	0.013	780J	78.0	0.039	1080L	108.0	0.027	2410M	241.0	2.15
270J	27.0	0.014	785J	78.5	0.039	1120L	112.0	0.028	2450M	245.0	2.17
280J	28.0	0.014	795J	79.5	0.039	1140L	114.0	0.029	2560M	256.0	2.30
285J	28.5	0.014	820J	82.0	0.041	1150L	115.0	0.029	2710M	271.0	2.42
290J	29.0	0.015	870J	87.0	0.043	1180L	118.0	0.030	3010M	301.0	2.68
300J	30.0	0.015	900J	90.0	0.045	1215L	121.5	0.030	3310M	331.0	2.95
310J	31.0	0.015	920J	92.0	0.046	1230L	123.0	0.031	3610M	361.0	3.22
320J	32.0	0.016	950J	95.0	0.043	1295L	129.5	0.032	3910M	391.0	3.48
330J	33.0	0.017	980J	98.0	0.049	1310L	131.0	0.033	3930M	393.0	3.60
340J	34.0	0.017	L			1375L	137.5	0.034	4210M	421.0	3.76
350J	35.0	0.018	375L	37.5	0.08	1455L	145.5	0.036	4330M	433.0	3.82
360J	36.0	0.018	390L	39.0	0.09	1595L	159.5	0.040	4540M	454.0	3.93
370J	37.0	0.018	410L	41.0	0.10	1650L	165.0	0.042	4810M	481.0	4.29
380J	38.0	0.019	425L	42.5	0.10	1680L	168.0	0.043	5410M	541.0	4.82
390J	39.0	0.019	460L	46.0	0.11	1690L	169.0	0.043	6010M	601.0	5.36
400J	40.0	0.020	470L	47.0	0.11	1700L	170.0	0.043	6600M	660.0	5.89
410J	41.0	0.020	480L	48.0	0.12	1710L	171.0	0.045			
415J	41.5	0.021	500L	50.0	0.12	1760L	176.0	0.044			
420J	42.0	0.021	510L	51.0	0.12	1820L	182.0	0.046			
430J	43.0	0.021	520L	52.0	0.13	1890L	189.0	0.047			
435J	43.5	0.022	525L	52.5	0.13	1910L	191.0	0.048			
440J	44.0	0.022	530L	53.0	0.13	1980L	198.0	0.050			
445J	44.5	0.022	540L	54.0	0.13	2120L	212.0	0.053			
450J	45.0	0.023	550L	55.0	0.13	2400L	240.0	0.060			
460J	46.0	0.023	560L	56.0	0.14						
470J	47.0	0.024	565L	56.5	0.14						
480J	48.0	0.024	580L	58.0	0.14						
490J	49.0	0.025	585L	58.5	0.014						
500J	50.0	0.025	590L	59.0	0.014						
505J	50.5	0.025	615L	61.5	0.014						
510J	51.0	0.026	635L	63.5	0.015						
520J	52.0	0.026	650L	65.0	0.016						



WARNING: This product can expose you to chemicals including carbon black, which is known to the State of California to cause cancer or birth defects or other reproductive harm. For more information visit www.P65WARNINGS.ca.gov

SYNCHRONOUS BELTS

Megarib - Polyurethane Molded Endless - H, J, TB2

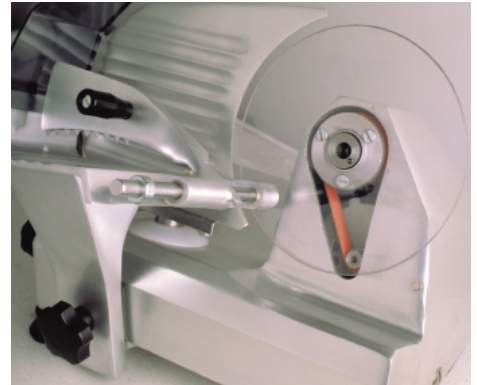
MEGARIB belts are manufactured in polyurethane with high-tension cords, which combine the high flexibility of flat belts with the power transmission capability of V-belts. Megarib belts are molded endless in dedicated tooling (not spliced together) for maximum power transmission capability

MEGARIB belts offer the following features:

- Stable dimension
- High flexibility
- High transmission ratio
- Small pulley diameters
- Excellent oil, water and ozone resistance
- Compact smooth running drive system with low vibration
- Small pulley diameters can be used in combination with inside or outside idlers
- Linear belt speeds up to 60 meters per second are possible
- Even distribution of working load throughout entire belt width
- Flat pulleys can be used in order to reduce drive costs
- High flexibility permits complex drive configurations such as serpentine or twisted drives
- Resistance to temperatures from -15°C to $+60^{\circ}\text{C}$ ($+5^{\circ}\text{F}$ to $+140^{\circ}\text{F}$)
- Power performance can be increased by increasing the number of ribs

On request, elastic (EL) MEGARIB belt can be manufactured in polyurethane with a semi-elastic cord. For use on fixed center distance drives, eliminating idlers, reducing noise and vibration. The absence of a tensioning mechanism offers additional cost savings.

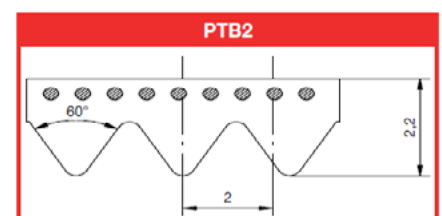
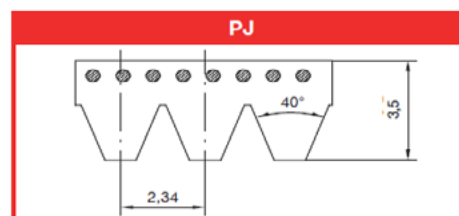
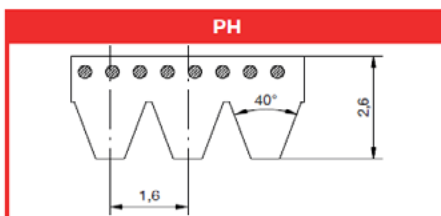
For additional details, request the Megadyne PV Belt Technical Catalog.



Part Nomenclature

220PJ6

- 220** = Effective length (mm)
P = Polyurethane construction
J = Rib Pitch (2.34 mm)
6 = Number of ribs



Megarib - Polyurethane Endless - PH, PJ, TB2

BELT SECTION	RIB ANGLE	RIB PITCH		MINIMUM BELT LENGTH		MAXIMUM BELT LENGTH		OVERALL THICKNESS	
		<i>Inch</i>	<i>mm</i>	<i>Inch</i>	<i>mm</i>	<i>Inch</i>	<i>mm</i>	<i>Inch</i>	<i>mm</i>
PH	40°	0.062	1.60	8.8	223	77.8	1976	0.102	2.6
PJ	40°	0.092	2.34	8.7	220	55.0	1397	0.138	3.5
TB2	60°	0.078	2.00	6.1	156	46.7	1186	0.086	2.2

AVAILABLE SIZES

Additional lengths may be available.
Contact Megadyne for sizes not listed.

PJ	
Standard Length	
mm	inch
220	8.7
271	10.7
275	10.8
278	10.9
283	11.1
288	11.3
304	12.0
317.5	12.5
330	13.0
345	13.6
356	14.0
381	15.0
392	15.4
406	16.0
431	17.0
444	17.5
457	18.0
483	19.0
508	20.0


PJ	
Standard Length	
mm	inch
558	22.0
584	23.0
610	24.0
630	24.8
660	26.0
681	26.8
711	28.0
762	30.0
864	34.0
914	36.0
953	37.5
1010	39.8
1086	42.8
1120	44.1
1163	45.8
1202	47.3
1239	48.8
1268	49.9
1397	55.0

PH	
Standard Length	
mm	inch
223	8.8
261	10.3
269	10.6
295	11.6
330	13.0
340	13.4
345	13.6
375	14.8
389	15.3
507	19.9
588	23.1
609	24.0
650	25.6
768	30.2
935	36.8
1000	39.4
1086	42.8
1120	44.1
1163	45.8
1203	47.4
1240	48.8
1775	69.9

TB2	
Standard Length	
mm	inch
156	6.1
170	6.7
200	7.9
220	8.7
231	9.1
248	9.8
266	10.5
295	11.6
310	12.2
330	13.0
345	13.6
360	14.2
380	15.0
390	15.4
400	15.7
430	16.9
480	18.9
510	20.1
526	20.7
535	21.1
575	22.6
598	26.5
630	24.8
660	26.0
675	26.6
725	28.5
770	30.3
1186	46.7



WARNING: This product can expose you to chemicals including carbon black, which is known to the State of California to cause cancer or birth defects or other reproductive harm. For more information visit www.P65WARNINGS.ca.gov



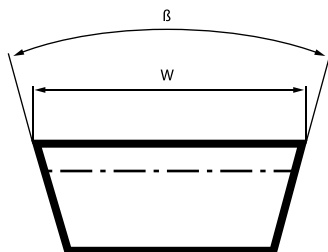
North American Variable Speed Belts

Megadyne Variable Speed belts are for use on variable speed pulley drives requiring exact speed control and maximum range of speed changes. Variable speed drives are used where the operating speed of the driven pulley must vary over a wider range. Axial movement of the variable speed pulley flange changes the pitch diameter (radial position) of the belt and therefore belt speed, and so the rotational speed of the driven pulley. The sidewalls of the belt conform to the angular faces of the pulley flanges.

A variable speed drive may consist of either one or two pulleys with moveable flanges. In a drive with only one pulley having a single moveable flange, the center distance is changed to force the belt to move radially. For a drive using two pulleys, each having a moveable flange(s), one pulley's flange works against a spring, which allows the flange to move axially and change the radial position of the belt. The other pulley is mechanically opened or closed using axial force. The axial force applies a radial pressure to the angled sides of the belt and causes radial movement. On the spring pulley, the force from the belt sidewall forces the spring outward and opens the flanges or allows it to move inward and close. This changes the pitch diameter of the belt and the rotational speed of the driven shaft. Two pulley systems usually provide a wider speed range than a single variable speed pulley drive.

Variable Speed belts are specified by top width, pulley groove angle and pitch length. The groove angle can be measured at the drive pulleys - **Example: 3236V369**

WARNING: This product can expose you to chemicals including carbon black, which is known to the State of California to cause cancer or birth defects or other reproductive harm. For more information visit www.P65WARNINGS.ca.gov



PART NOMENCLATURE

3236V369

- 32** = Top width in sixteenths of an inch = 32/16 = 2 inches
- 36** = Intended pulley/sheave angle = 36 degrees
- V** = Variable Speed Belt
- 369** = Pitch length in tenths of an inch = 36.9"

Features & Benefits

- High Modulus Tensile Members
- Raw Edge Sidewalls
- Oil & Heat Resistant
- Chloroprene Rubber Compound

- Ensures minimum stretch and excellent belt length stability
- Provides maximum grip and smooth, quiet performance
- Delivers excellent durability in harsh environments
- Excellent resistance to wear

Construction

- Compound** Chloroprene
- Cord** High Modulus Polyester
- Sidewalls** Raw Edge

Technical Info

- Applications** General Industry, Agricultural, Machine Tools
- Engineering Standards** American Standard Sizes conform to ARPM standard IP-25
ISO Variable Speed Sizes conform to ISO R1604 standard
- Temperature Range** -22°F/+194° (-30°C/+90°C)

AVAILABLE SIZES

Additional lengths may be available.
Contact Megadyne for sizes not listed.

North American Variable Speed Belts

Belt Number	Pitch Length (inch)	Approx. Weight (lbs.)	Belt Number	Pitch Length (inch)	Approx. Weight (lbs.)	Belt Number	Pitch Length (inch)	Approx. Weight (lbs.)	Belt Number	Pitch Length (inch)	Approx. Weight (lbs.)
1228V255	25.5	0.28	1626V700	70.0	1.12	1628V315	31.5	0.55	1922V666	66.6	1.23
1422V255	21.5	0.27	1628V210	21.0	0.29	1632V210	21.0	0.31	1922V686	68.6	1.37
1422V235	23.5	0.29	1628V315	31.5	0.55	1632V220	22.0	0.32	1922V706	70.6	1.40
1422V240	24.0	0.29	1632V210	21.0	0.31	1632V250	25.0	0.35	1922V721	72.1	1.33
1422V256	25.6	0.29	1632V220	22.0	0.32	1822V207	20.7	0.42	1922V726	72.6	1.34
1422V270	27.0	0.32	1632V250	25.0	0.35	1822V290	29.0	0.57	1922V756	75.6	1.40
1422V290	29.0	0.35	1822V207	20.7	0.42	1822V320	32.0	0.60	1922V806	80.6	1.60
1422V300	30.0	0.36	1822V290	29.0	0.57	1822V328	32.8	0.61	1922V846	84.6	1.68
1422V330	33.0	0.39	1822V320	32.0	0.60	1822V551	55.1	0.98	1922V891	89.1	1.77
1422V340	34.0	0.40	1822V328	32.8	0.61	1822V590	59.0	1.14	1922V966	96.6	1.92
1422V360	36.0	0.43	1822V551	55.1	0.98	1822V629	62.9	1.29	1922V1006	100.6	1.99
1422V400	40.0	0.47	1822V590	59.0	1.14	1826V250	25.0	0.56	1922V1146	114.6	2.27
1422V420	42.0	0.50	1822V629	62.9	1.29	1828V368	36.8	0.84	1922V1260	126.0	2.41
1422V440	44.0	0.52	1826V250	25.0	0.56	1832V338	33.8	0.73	1926V250	25.0	0.48
1422V460	46.0	0.55	1828V368	36.8	0.84	1922V250	25.0	0.47	1926V275	27.5	0.53
1422V466	46.6	0.56	1832V338	33.8	0.73	1922V256	25.6	0.48	1926V333	33.3	0.61
1422V470	47.0	0.57	1922V250	25.0	0.47	1922V277	27.7	0.52	1926V367	36.7	0.68
1422V480	48.0	0.57	1922V256	25.6	0.48	1922V282	28.2	0.53	1926V380	38.0	0.80
1422V520	52.0	0.61	1922V277	27.7	0.52	1922V292	29.2	0.55	1926V390	39.0	0.90
1422V540	54.0	0.64	1922V282	28.2	0.53	1922V298	29.8	0.56	1926V407	40.7	0.95
1422V600	60.0	0.72	1922V292	29.2	0.55	1922V300	30.0	0.57	1926V427	42.7	1.03
1422V660	66.0	0.75	1922V298	29.8	0.56	1922V307	30.7	0.57	1926V542	54.2	1.26
1422V720	72.0	0.80	1922V300	30.0	0.57	1922V321	32.1	0.60	1930V215	21.5	0.50
1422V780	78.0	0.82	1922V307	30.7	0.57	1922V332	33.2	0.62	1930V355	35.5	0.83
1426V298	29.8	0.34	1922V321	32.1	0.60	1922V333	33.3	0.62	1930V375	37.5	0.88
1430V215	21.5	0.27	1922V332	33.2	0.62	1922V338	33.8	0.63	1930V400	40.0	0.93
1522V270	27.0	0.40	1922V333	33.3	0.62	1922V363	36.3	0.68	1930V425	42.5	0.99
1622V270	27.0	0.43	1922V338	33.8	0.63	1922V381	38.1	0.71	1930V431	43.1	1.00
1622V297	29.7	0.45	1922V363	36.3	0.68	1922V386	38.6	0.75	1930V450	45.0	1.05
1622V336	33.6	0.54	1922V381	38.1	0.71	1922V403	40.3	0.76	1930V475	47.5	1.10
1626V218	21.8	0.41	1922V386	38.6	0.75	1922V408	40.8	0.76	1930V485	48.5	1.12
1626V262	26.2	0.43	1922V403	40.3	0.76	1922V417	41.7	0.78	1930V491	49.1	1.12
1626V304	30.4	0.54	1922V408	40.8	0.76	1922V426	42.6	0.79	1930V500	50.0	1.20
1626V330	33.0	0.58	1922V417	41.7	0.78	1922V433	43.3	0.81	1930V530	53.0	1.23
1626V339	33.9	0.61	1922V426	42.6	0.79	1922V443	44.3	0.83	1930V541	54.1	1.25
1626V380	38.0	0.61	1922V433	43.3	0.81	1922V454	45.4	0.85	1930V560	56.0	1.30
1626V384	38.4	0.62	1922V443	44.3	0.83	1922V460	46.0	0.86	1930V585	58.5	1.36
1626V395	39.5	0.56	1922V454	45.4	0.85	1922V481	48.1	0.89	1930V591	59.1	1.37
1626V411	41.1	0.58	1626V517	51.7	0.80	1922V484	48.4	0.90	1930V600	60.0	1.39
1626V440	44.0	0.78	1626V604	60.4	0.95	1922V526	52.6	0.98	1930V641	64.1	1.48
1626V455	45.5	0.79	1626V653	65.3	1.07	1922V544	54.4	1.01	1930V691	69.1	1.50
1626V513	51.3	0.80	1626V661	66.1	1.11	1922V554	55.4	1.06	1930V750	75.0	1.73
1626V517	51.7	0.80	1626V700	70.0	1.12	1922V604	60.4	1.12	1930V791	79.1	1.82
1626V604	60.4	0.95	1628V210	21.0	0.29	1922V630	63.0	1.17	1930V891	89.1	1.84
1626V653	65.3	1.07	1628V315	31.5	0.55	1922V646	64.6	1.20	1930V991	99.1	2.28
1626V661	66.1	1.11	1632V210	21.0	0.31	1922V651	65.1	1.21	1930V1091	109.1	2.51



WARNING: This product can expose you to chemicals including carbon black, which is known to the State of California to cause cancer or birth defects or other reproductive harm. For more information visit www.P65WARNINGS.ca.gov

Not designed for use on agricultural equipment or recreational vehicles.

North American Variable Speed Belts

AVAILABLE SIZES

Additional lengths may be available. Contact Megadyne for sizes not listed.

Belt Number	Pitch Length (inch)	Approx. Weight (lbs.)
1930V1191	119.1	2.74
1934V371	37.1	0.88
2026V422	42.2	0.84
2026V474	47.4	0.96
2026V645	64.5	1.20
2028V315	31.5	0.59
2028V447	44.7	0.84
2030V381	38.1	0.93
2032V624	62.4	1.80
2042V1035	103.5	2.74
2126V309	30.9	0.59
2126V365	36.5	0.88
2126V468	46.8	1.45
2226V276	27.6	0.63
2226V307	30.7	0.70
2230V266	26.6	0.60
2230V270	27.0	0.56
2230V273	27.3	0.58
2230V275	27.5	0.62
2230V285	28.5	0.63
2230V326	32.6	0.69
2230V375	37.5	0.75
2230V422	42.2	0.87
2230V890	89.0	2.59
2322V329	32.9	1.06
2322V347	34.7	1.08
2322V364	36.4	1.10
2322V372	37.2	1.12
2322V373	37.3	1.12
2322V384	38.4	1.14
2322V396	39.6	1.17
2322V421	42.1	1.24
2322V434	43.4	1.28
2322V329	32.9	1.06
2322V441	44.1	1.30
2322V461	46.1	1.36
2322V481	48.1	1.42
2322V486	48.6	1.44
2322V521	52.1	1.53
2322V541	54.1	1.59
2322V601	60.1	1.76
2322V604	60.4	1.77
2322V621	62.1	1.82
2322V661	66.1	1.94
2322V667	66.7	1.95
2322V681	68.1	2.01

Belt Number	Pitch Length (inch)	Approx. Weight (lbs.)
2322V701	70.1	2.05
2322V721	72.1	2.11
2322V801	80.1	2.34
2322V826	82.6	2.42
2322V846	84.6	2.47
2322V886	88.6	2.47
2322V921	92.1	2.71
2322V964	96.4	2.82
2322V1001	100.1	2.94
2322V1061	106.1	3.12
2322V1271	127.1	3.68
2326V310	31.0	0.79
2326V359	35.9	0.92
2330V273	27.3	0.56
2330V338	33.8	0.69
2330V359	35.9	0.73
2330V537	53.7	1.80
2332V373	37.3	1.05
2426V343	34.3	1.13
2428V707	70.7	2.11
2428V806	80.6	2.31
2430V297	29.7	0.80
2430V319	31.9	0.90
2430V345	34.5	0.93
2430V379	37.9	1.01
2436V331	33.1	0.91
2436V333	33.3	0.91
2526V302	30.2	0.90
2526V314	31.4	0.95
2530V300	30.0	0.81
2530V309	30.9	0.84
2530V434	43.4	1.70
2530V470	47.0	1.93
2530V490	49.0	2.01
2530V530	53.0	2.17
2530V550	55.0	2.25
2530V575	57.5	2.35
2530V595	59.5	2.43
2530V610	61.0	2.49
2530V618	61.8	2.50
2530V630	63.0	2.57
2530V660	66.0	2.67
2530V670	67.0	2.73
2530V675	67.5	2.76
2530V700	70.0	2.86
2530V710	71.0	2.90

Belt Number	Pitch Length (inch)	Approx. Weight (lbs.)
2530V730	73.0	2.98
2530V740	74.0	3.02
2530V750	75.0	3.06
2530V790	79.0	3.22
2530V800	80.0	3.25
2530V840	84.0	3.42
2530V890	89.0	3.62
2530V934	93.4	3.81
2530V990	99.0	4.02
2530V1090	109.0	4.42
2530V1187	118.7	4.83
2530V1250	125.0	5.10
2530V1290	129.0	5.23
2530V1490	149.0	6.08
2530V1690	169.0	6.89
2626V369	36.9	1.25
2626V388	38.8	1.27
2630V345	34.5	1.09
2636V332	33.2	1.17
2822V778	77.8	3.03
2826V412	41.2	1.62
2826V452	45.2	1.80
2830V337	33.7	1.13
2830V363	36.3	1.02
2830V366	36.6	1.03
2830V367	36.7	1.03
2830V393	39.3	1.10
2830V396	39.6	1.10
2830V422	42.2	1.18
2830V428	42.8	1.19
2830V567	56.7	1.91
2830V646	64.6	2.20
2830V666	66.6	2.26
2836V300	30.0	1.16
2836V343	34.3	1.29
2836V350	35.0	1.39
2836V361	36.1	1.44
2836V380	38.0	1.50
2926V366	36.6	1.47
2926V400	40.0	1.60
2926V426	42.6	1.70
2926V452	45.2	1.84
2926V456	45.6	1.86
2926V471	47.1	1.88
2926V477	47.7	1.90
2926V486	48.6	1.93

Belt Number	Pitch Length (inch)	Approx. Weight (lbs.)
2926V491	49.1	1.95
2926V521	52.1	2.07
2926V546	54.6	2.17
2926V574	57.4	2.28
2926V586	58.6	2.32
2926V606	60.6	2.40
2926V613	61.3	2.43
2926V616	61.6	2.44
2926V636	63.6	2.52
2926V646	64.6	2.56
2926V666	66.6	2.64
2926V686	68.6	2.72
2926V706	70.6	2.80
2926V726	72.6	2.87
2926V776	77.6	3.07
2926V786	78.6	3.11
2926V856	85.6	3.38
2926V891	89.1	3.51
2926V906	90.6	3.57
2926V921	92.1	3.63
2926V966	96.6	3.80
2926V1006	100.6	3.98
2926V1026	102.6	4.05
2926V1086	108.6	4.28
2926V1106	110.6	4.36
2926V1146	114.6	4.52
2926V1276	127.6	4.99
2926V1106	110.6	4.36
2930V348	34.8	1.32
2930V492	49.2	1.85
3028V386	38.6	1.60
3030V377	37.7	1.57
3030V387	38.7	1.59
3226V392	39.2	1.73
3226V395	39.5	1.79
3226V400	40.0	1.82
3226V433	43.3	1.96
3226V434	43.4	1.96
3226V439	43.9	1.98
3226V450	45.0	2.00
3226V465	46.5	2.10
3226V505	50.5	2.28
3226V514	51.4	2.40
3226V545	54.5	2.46
3226V585	58.5	2.64
3226V603	60.3	2.72



WARNING: This product can expose you to chemicals including carbon black, which is known to the State of California to cause cancer or birth defects or other reproductive harm. For more information visit www.P65WARNINGS.ca.gov

Not designed for use on agricultural equipment or recreational vehicles.

North American Variable Speed Belts

AVAILABLE SIZES

Additional lengths may be available.
Contact Megadyne for sizes not listed.

Belt Number	Pitch Length (inch)	Approx. Weight (lbs.)
3226V650	65.0	2.82
3226V663	66.3	2.98
3226V723	72.3	3.24
3226V834	83.4	3.69
3226V843	84.3	3.78
3226V903	90.3	4.04
3226V963	96.3	4.32
3226V973	97.3	4.41
3226V1023	102.3	4.83
3226V1083	108.3	5.11
3230V419	41.9	1.98
3230V481	48.1	2.41
3230V528	52.8	3.02
3230V553	55.3	3.12
3230V560	56.0	3.15
3230V585	85.5	3.27
3230V600	60.0	3.30
3230V613	61.3	3.34
3230V644	64.4	3.60
3230V670	67.0	3.82
3230V690	69.0	3.94
3230V701	70.1	4.02
3230V710	71.0	3.80
3230V750	75.0	4.10
3230V821	82.1	4.92
3230V850	85.0	5.09
3230HV553	55.3	4.15
3230HV570	57.0	4.27
3230HV585	58.5	4.55
3230HV613	61.3	4.80
3230HV620	62.0	4.84
3230HV644	64.4	5.05
3230HV670	67.0	5.28
3230HV821	82.1	6.46
3230HV856	85.6	6.70
3230HV931	93.1	7.33
3236V342	34.2	1.63
3236V369	36.9	1.71
3236V389	38.9	2.13
3236V552	55.2	2.35
3236V584	58.4	2.45
3236V643	64.3	3.08
3236V903	90.3	3.87
3326V478	47.8	2.08
3430V424	42.4	1.96
3430V450	45.0	2.10

Belt Number	Pitch Length (inch)	Approx. Weight (lbs.)
3430V484	48.4	2.30
3430V510	51.0	2.49
3432V450	45.0	2.16
3432V456	45.6	2.27
3432V480	48.0	2.26
3432V484	48.4	2.29
3432V528	52.8	2.50
3630V455	45.5	2.51
3636V479	47.9	2.77
3826V465	46.5	2.75
3830V501	50.1	3.25
3830V510	51.0	3.31
3830V515	51.5	3.34
3830V517	51.7	3.36
3830V580	58.0	3.76
3830V587	58.7	3.52
3836V418	41.8	2.18
3836V426	42.6	2.22
3836V654	65.4	3.84
3836V734	73.4	4.31
4030V538	53.8	3.83
4034V1000	100.0	7.17
4036V541	54.1	3.97
4036V574	57.4	4.02
4230V526	52.6	3.47
4230V556	55.6	3.66
4230V605	60.5	4.11
4234V998	99.8	7.14
4430V455	45.5	3.61
4430V510	51.0	4.05
4430V530	53.0	4.20
4430V555	55.5	4.40
4430V570	57.0	4.51
4430V578	57.8	4.58
4430V600	60.0	4.75
4430V610	61.0	4.82
4430V630	63.0	4.98
4430V660	66.0	5.21
4430V670	67.0	5.29
4430V690	69.0	5.44
4430V700	70.0	5.52
4430V710	71.0	5.60
4430V718	71.8	5.66
4430V730	73.0	5.76
4430V740	74.0	5.84
4430V750	75.0	5.91

Belt Number	Pitch Length (inch)	Approx. Weight (lbs.)
4430V760	76.0	5.99
4430V772	77.2	6.05
4430V780	78.0	6.11
4430V790	79.0	6.23
4430V800	80.0	6.30
4430V850	85.0	6.69
4430V900	90.0	6.90
4430V910	91.0	7.16
4430V930	93.0	7.40
4430V950	95.0	7.52
4430V1000	100.0	7.86
4430V1030	103.0	8.09
4430V1060	106.0	8.30
4430V1090	109.0	8.56
4430V1150	115.0	9.02
4430V1250	125.0	9.91
4430V1320	132.0	10.31
4430V1410	141.0	10.55
4430V1460	146.0	10.70
4430V1610	161.0	12.04
4430V1810	181.0	13.40
4436V329	32.9	2.49
4436V525	52.5	4.31
4436V551	55.1	4.30
4436V561	56.1	4.60
4436V576	57.6	4.49
4436V646	64.6	5.03
4436V714	71.4	5.61
4626V596	59.6	5.26
4630V650	65.0	6.57
4630V663	66.3	6.69
4630V668	66.8	6.75
4630V683	68.3	6.77
4630V733	73.3	7.39
4630V1070	107.0	8.75
4632V659	65.9	6.80
4632V680	68.0	6.98
4632V722	72.2	7.25
4636V612	61.2	7.20
4830V602	60.2	5.57
4830V653	65.3	6.04
4830V663	66.3	6.18
4830V683	68.3	6.30
4830V692	69.2	6.39
4830V699	69.9	6.46
4830V730	73.0	6.74
4830V750	75.0	6.92
4830V850	85.0	7.83
4830V970	97.0	8.92

Belt Number	Pitch Length (inch)	Approx. Weight (lbs.)
4830V1000	100.0	9.83
4836V588	58.8	5.34
4836V608	60.8	5.52
4836V618	61.8	5.54
4836V642	64.2	5.75
4836V655	65.5	5.85
4836V659	65.9	5.90
4836V670	67.0	5.99
4836V700	70.0	6.22
4836V710	71.0	6.35
4836V729	72.9	6.54
4836V750	75.0	6.75
4836V789	78.9	7.02
4836V800	80.0	7.16
4836V850	85.0	7.65
4836V900	90.0	8.05
4836V950	95.0	8.50
4836V1000	100.0	9.75
4836V1060	106.0	10.34
4836V1120	112.0	10.93
4836V1180	118.0	11.52
4836V1250	125.0	12.20
5126V938	93.8	9.75
5130V732	73.2	8.44
5130V787	78.7	9.05
5228V930	93.0	11.04
5230V652	65.2	7.85
5230V734	73.4	8.62
5230V867	86.7	10.16
5230V928	92.8	10.59
5428V959	95.9	9.41
5430V783	78.3	8.90
5436V750	75.0	8.88
5636V774	77.4	9.16
5636V845	84.5	10.04
5830V737	73.7	9.32
5830V756	75.6	9.94
5836V737	73.7	9.60
6036V850	85.0	10.25
6136V751	75.1	9.75
6136V756	75.6	9.80
6236V725	72.5	9.75
6236V762	76.2	10.25
6236V785	78.5	10.54
6236V849	84.9	11.38
6236V905	90.5	12.13
6236V969	96.9	12.97
6236V1009	100.9	13.50
6236V1321	132.1	17.48



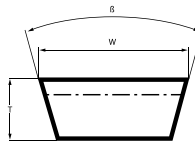
WARNING: This product can expose you to chemicals including carbon black, which is known to the State of California to cause cancer or birth defects or other reproductive harm. For more information visit www.P65WARNINGS.ca.gov

Not designed for use on agricultural equipment or recreational vehicles.

VARIABLE SPEED BELTS

Metric ISO - R1604 Standard

European metric sizes are also available. Other metric sizes, such as 10/1120, 30/40/1600, etc., are available on special order. Contact Megadyne for availability.



Part Nomenclature 450W16

450 = Pitch Length (mm)
W16 = Width x Thickness (mm)

ISO R1604	W16	W20	W25	W31.5	W40	W50	W63	W80	W100
Width x Thickness (mm)	17 x 6	21 x 7	26 x 8	33 x 10	42 x 13	52 x 16	65 x 20	83 x 26	104 x 32
Angle (β)	28°	28°	28°	28°	28°	28°	28°	28°	28°

AVAILABLE SIZES

Additional lengths may be available. Contact Megadyne for sizes not listed.

ISO Belt Number	Pitch Length (mm)	Approx. Weight (lbs.)
450W16	450	0.113
500W16	500	0.125
560W16	560	0.140
600W16	600	0.148
630W16	630	0.157
710W16	710	0.178
800W16	800	0.200
900W16	900	0.225
1000W16	1000	0.250
560W20	560	0.224
630W20	630	0.252
640W20	640	0.256
710W20	710	0.284
800W20	800	0.320
900W20	900	0.360
1000W20	1000	0.400
1120W20	1120	0.448
1250W20	1250	0.500
560W25	560	0.295
690W25	690	0.364
710W25	710	0.374
750W25	750	0.396
790W25	790	0.417
800W25	800	0.422
900W25	900	0.475
1000W25	1000	0.528
1120W25	1120	0.592
1250W25	1250	0.660
1400W25	1400	0.739
1630W25	1630	0.844
1710W25	1710	0.900

ISO Belt Number	Pitch Length (mm)	Approx. Weight (lbs.)
800W31.5	800	0.534
840W31.5	840	0.561
870W31.5	870	0.581
900W31.5	900	0.601
950W31.5	950	0.634
1000W31.5	1000	0.665
1050W31.5	1050	0.698
1120W31.5	1120	0.745
1250W31.5	1250	0.831
1400W31.5	1400	0.931
1600W31.5	1600	1.07
1800W31.5	1800	1.19
2000W31.5	2000	1.32
1060W40	1060	1.48
1100W40	1100	1.54
1120W40	1120	1.57
1180W40	1180	1.65
1250W40	1250	1.75
1400W40	1400	1.96
1600W40	1600	2.24
1660W40	1660	2.32

ISO Belt Number	Pitch Length (mm)	Approx. Weight (lbs.)
1250W50	1250	2.53
1400W50	1400	2.83
1600W50	1600	3.24
1800W50	1800	3.65
2000W50	2000	4.05
2240W50	2240	4.54
2500W50	2500	5.07
2800W50	2800	5.68
3150W50	3150	6.39
1600W63	1600	5.11
1800W63	1800	5.75
2000W63	2000	6.38
2240W63	2240	7.16
2500W63	2500	7.99
2800W63	2800	8.94
3150W63	3150	10.06
3550W63	3550	11.40
4000W63	4000	12.77
2240W80	2240	10.70
2800W100	2800	17.30

Variable Speed Belts for Eurodrive Units

Order Belt	Part	Unit	Ratio
25 x 8 X 680 LI	00108855	VU1	4/1
25 X 8 X 655 LI	00108782	VU1	6/1-8/1
32 X 10 X 820 LI	00109088	VU2	4/1
32 X 10 X 790 LI	00109010	VU2	6/1-8/1
40 X 13 X 1040 LI	00109282	VU3	4/1
40 X 13 X 1000 LI	00109223	VU3	6/1-8/1
52 X 16 X 1180 LI	00109401	VU4	4/1-6/1
70 X 19 X 1445 LI	00109630	VU5	4/1-6/1
75 X 18 X 1980 LI	—	—	—
75 X 23 X 1900 LI	—	—	—



WARNING: This product can expose you to chemicals including carbon black, which is known to the State of California to cause cancer or birth defects or other reproductive harm. For more information visit www.P65WARNINGS.ca.gov

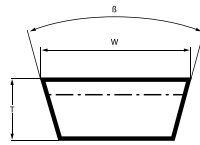
Not designed for use on agricultural equipment or recreational vehicles.

European Variable Speed Belts - Metric Sizes

AVAILABLE SIZES

Additional lengths may be available. Contact Megadyne for sizes not listed.

Part Nomenclature 22x8x500	
22	= Top Width (mm)
8	= Thickness (mm)
500	= Inside Length (mm)



22 x 8mm 26° angle	
Inside Length (mm)	Pitch Length (mm)
500	540
525	560
550	590
560	600
575	610
600	640
625	660
650	690
675	710
700	740
725	760
750	790
775	810
800	840
850	890
900	940
950	990
1000	1040
1060	1110
1120	1160
1180	1220
1225	1260
1250	1290
1320	1360
1400	1440
1500	1540
1600	1640
1700	1740
1800	1840
1900	1940
2000	2040

28 x 8mm 26° angle	
Inside Length (mm)	Pitch Length (mm)
525	560
550	590
575	610
600	640
625	660
650	690
675	710
700	740
750	790
800	840
850	890
900	940
950	990
1000	1040
1060	1110
1120	1160
1180	1220
1250	1290
1320	1360
1400	1440
1500	1540
1600	1640
1700	1740
1800	1840
1900	1940
2120	2160

28 x 10mm 26° angle	
Inside Length (mm)	Pitch Length (mm)
750	800
800	950
850	900
900	950
950	1000
1000	1050
1060	1110
1120	1170
1180	1230
1250	1300
1320	1370
1400	1450
1500	1550
1600	1650
1700	1750
1800	1850
1900	1950
2000	2050

36 x 10mm 30° angle	
Inside Length (mm)	Pitch Length (mm)
600	650
625	670
650	700
675	720
700	750
725	770
750	800
800	850
850	900
900	950
950	1000
1000	1050
1060	1110
1120	1170
1180	1230
1250	1300
1320	1370
1400	1450
1500	1550
1600	1650
1700	1750
1800	1850
1900	1950
2000	2050
2120	2170
2240	2290

46 x 13mm 30° angle	
Inside Length (mm)	Pitch Length (mm)
795	855
845	905
870	930
895	955
945	1005
995	1055
1025	1085
1055	1115
1115	1175
1140	1200
1175	1235
1190	1250
1245	1305
1265	1325
1315	1375
1395	1455
1430	1490
1495	1555
1560	1620
1595	1655
1635	1695
1695	1755
1735	1795
1750	1610
1795	1855
1895	1955
1915	1975
2000	2060
2060	2120
2120	2180
2210	2270
2240	2300
2360	2420
2400	2460
2500	2560
2800	2860

54 x 16mm 30° angle	
Inside Length (mm)	Pitch Length (mm)
1180	1255
1250	1325
1320	1375
1400	1475
1500	1575
1600	1675
1800	1875
2000	2075
2240	2320


70 x 20mm 30° angle	
Inside Length (mm)	Pitch Length (mm)
1320	1415
-	1445
1400	1495
1500	1595
1600	1695
1700	1795
1800	1895
1900	1995
2000	2090
2065	2160
-	2120
2120	2220
2240	2330
2360	2450
2500	2590
2800	2890
3150	3240
3210	3300
3260	3350
3520	3610

Asymmetrical Variable Speed Belts for Schlafhorst Spinning Machines	
52 x 17 x 1800 PL	
52 x 17 x 2120 PL	
52 x 20 x 2400 PL	
52 x 20 x 2560 PL	



WARNING: This product can expose you to chemicals including carbon black, which is known to the State of California to cause cancer or birth defects or other reproductive harm. For more information visit www.P65WARNINGS.ca.gov

Not designed for use on agricultural equipment or recreational vehicles.



Pulleys & Bushings

Megadyne offers a comprehensive line of pulleys and bushings for V-belts and synchronous/timing applications. Contact us for complete product information.

Light Duty Pulleys - Light duty cast iron pulleys are machined from gray cast iron. They are statically balanced, painted and are individually packaged. Available in single and double groove. Bushings are ordered separately.

- AK Pulleys fit 3L, 4L and A section
- BK Pulleys fit 4L, A, 5L and B section

Variable Pitch Pulleys - Available in single (1VP) and double (2VP) groove. Includes hollow head set screws and keyseat. Jason standard pulleys can be used as a companion pulley. Available in various bore sizes. Fits 3L, 4L, 5L, A or B belt sections.

AL (Blower) Pulleys - AL Pulleys for Light Duty Applications. Cast Aluminum construction. Includes set screw and keyseat. Not to be used with drives rated for "AX" belt (cogged raw edge).

QD Pulleys and Bushings - QD pulleys and bushings are available for heavy duty applications. They are statically balanced and painted, and are individually packaged, sealed in plastic wrap.

- A/B Combination up to 6 grooves
- C section up to 8 grooves
- D section up to 10 grooves
- 3V section up to 10 grooves
- 5V section up to 6 grooves

Synchronous/Timing Pulleys/Clamping Plates - Megadyne supplies complete drives, including metric pulleys and clamping belt plates made to standard and custom specifications. Available in aluminum or steel, our pulleys are manufactured to precise tolerances to assure a perfect fit between belt and pulley. Timing pulleys are balanced, painted and available in all standard pitches for quick delivery. Contact us for more information.

Non-Stock/Made-To-Order - If you do not find the pulley you need in this catalog, please contact us. We can supply quotations on virtually any non-stock or made-to-order pulley with special features or construction. We are often able to supply the product with minimal delays on a special order basis.




WARNING: This product can expose you to chemicals including lead, which is known to the State of California to cause cancer or birth defects or other reproductive harm. For more information visit www.P65WARNINGS.ca.gov

Light & Heavy Duty Pulleys & Bushings

- Individually Bagged/Packaged for Protection
- Individually Bar-Coded


Not all items are in stock at all locations.
Please contact Megadyne for complete product information.

Light Duty Pulleys & Bushings




- AK - Bored to Size** - .75" through 15.75" diameter
- BK - Bored to Size** - 1/2" through 1-7/16" diameter

WARNING: This product can expose you to chemicals including lead, which is known to the State of California to cause cancer or birth defects or other reproductive harm. For more information visit www.P65WARNINGS.ca.gov



- AK - Bushed** - Pulley 3" through 18.75" diameter
- BK - Bushed** - "H" Bushed Sheave reduces inventory & increases selection
- H - Bushings** - 5/8" through 1-3/8" bore range

WARNING: This product can expose you to chemicals including lead, which is known to the State of California to cause cancer or birth defects or other reproductive harm. For more information visit www.P65WARNINGS.ca.gov



- Variable Pitch Pulleys**
 - 1VP and 2VP Variable Pitch
 - Fits 3L, 4L/A, 5L/B, A, B or 5V Belts
 - 2-1/2" through 7-1/2" diameter
 - 1/2" through 1-5/8" bore

WARNING: This product can expose you to chemicals including lead, which is known to the State of California to cause cancer or birth defects or other reproductive harm. For more information visit www.P65WARNINGS.ca.gov



- AL (Blower) Pulleys**
 - Bored to size with 5/8" through 1" diameter
 - 5" through 12" diameter pulley


WARNING: This product can expose you to chemicals including lead, which is known to the State of California to cause cancer or birth defects or other reproductive harm. For more information visit www.P65WARNINGS.ca.gov

Heavy Duty Pulleys & Bushings



- QD Pulleys & Bushings**
 - 3.57" through 58" diameter
 - Single through 8 groove pulleys
 - JA, H, SH, SDS, SD, SK, SF, E, F, J, M, N, P Bushings
 - 5/8" through 6" bore

WARNING: This product can expose you to chemicals including lead, which is known to the State of California to cause cancer or birth defects or other reproductive harm. For more information visit www.P65WARNINGS.ca.gov



- Split Taper Pulleys & Bushings**
 - Pulley used with double split taper bushings
 - 3.75" through 12.75" diameter
 - P1 & Q1 Bushings from 5/8" through 1-15/16"

WARNING: This product can expose you to chemicals including lead, which is known to the State of California to cause cancer or birth defects or other reproductive harm. For more information visit www.P65WARNINGS.ca.gov

BELT ACCESSORIES



V-Belt Display

Display up to 190 belts at once. 49 hooks hold up to four belts each. Display height is 16-5/8", width 48", 26-1/4" deep. Includes header sign and bracket accessories for easy set-up.

**PART NUMBER:
WFD-49**



V-Belt Wall Rack

36" long mounting rack with eight 8" hooks provided. Includes two brackets for quick, easy, durable mounting.

PART NUMBER: WHD-7



Sheave Gauge

Can be used to determine both Sheave and Belt size. Check for sheave wear to determine when a replacement is necessary.

**PART NUMBER:
G001**



110" Belt Measurer

Measures all size industrial v-belts up to 110" in ranges of 3/8", 1/2" and 5/8" accurately and efficiently.

PART NUMBER: 32-9108



WARNING: This product can expose you to chemicals including lead, which is known to the State of California to cause cancer or birth defects or other reproductive harm. For more information visit www.P65WARNINGS.ca.gov



Tension Tester Gauge

Assures proper belt tension and installation.

PART NUMBER: TESTER



WARNING: This product can expose you to chemicals including lead, which is known to the State of California to cause cancer or birth defects or other reproductive harm. For more information visit www.P65WARNINGS.ca.gov



DTM-MICRO Tension Meter

- Tensioning by means of measuring frequency is considered the optimum method to achieve precision belt tension. Measurement is obtained by striking the top belt strand of a tensioned belt drive (like plucking the string of a guitar). The drive is then either tightened or loosened to arrive at a calculated frequency that corresponds to the correct tension
- The DTM-MICRO from Megadyne is a compact, precise and affordable measurement tool that allows the user to set accurate drive tension every time.

PART NUMBER: DTM-MICRO

TERMS, CONDITIONS AND LIMITED WARRANTY OF SALE

All prices, terms and conditions of sale are subject to change without prior notice. Buyer agrees to all terms and conditions of seller upon the placement of any and all purchase orders.

GENERAL

- All orders are subject to a minimum charge of \$25.00
- All claims must be made within seven (7) days of receipt of merchandise.
- The company reserves the right at all times to reject any and all orders for any reason.

PAYMENT TERMS

- Net 30 days (to approved and qualified accounts)
- We reserve the right to hold shipments against past due accounts.
- Seller may require full or partial payment in advance if, in its sole judgement, the financial condition of the buyer does not justify the terms specified.
- All past due accounts are subject to a late payment charge of 1.5% per month, or maximum allowed by law if different, along with the expenses incidental to collection including reasonable attorney's fees
- Returned checks are subject to a minimum \$50.00 charge.

ACCEPTANCE, ALTERATION AND CANCELLATION OF ORDERS

Orders for other than standard items or standard lengths may not be cancelled after purchase has been committed, production scheduled or any costs incurred.

RETURN OF DEFECTIVE MERCHANDISE

Defective or failed material to be held at the buyer's premises until authorization has been granted by seller to return or dispose of merchandise. Merchandise to be returned for final inspection must be returned Freight Prepaid in the most economical way. Credit will be issued for material found to be defective upon our inspection based on prices at time of purchase.

MERCHANDISE SHIPPED IN ERROR

Buyer must notify seller immediately on any merchandise shipped in error. Upon notification, merchandise is to be returned to seller either via truck on a Freight Collect basis, via carrier of our choice, or via UPS on a Freight Prepaid basis. Buyer will be reimbursed for cost of merchandise, plus any additional freight which may have been incurred due to shipping error.

MERCHANDISE ORDERED IN ERROR

Standard packaged merchandise only may be returned, provided that the merchandise is in the original buyer's possession not more than 30 days. If merchandise is accepted for return, merchandise must be returned Freight Prepaid, and buyer will be charged a minimum of 15% rehandling charge, plus a chargeback for outbound freight charges if the original order was shipped prepaid. Returns are not accepted for any merchandise that is specifically manufactured to meet the buyer's requirement of either specifications or large quantity.

DELIVERY, DAMAGES, SHORTAGES

Delivery to the initial common carrier shall constitute the delivery to the buyer. Our responsibility, insofar as transportation risks are concerned, ceases upon the delivery of the merchandise in good condition to such a carrier, and all the merchandise shall be shipped at the buyer's risk.

GOODS DAMAGED IN SHIPMENT

Upon receipt of shipment, any evidence of damage to original shipping package must be reported by the receiving party and a claim made with the delivering carrier upon receipt of shipment.

CONCEALED DAMAGE

Any evidence of damage to material shipped, upon the opening of the original shipping package, must be reported by the receiving party to and a claim made with the delivering carrier without delay.



LIMITED WARRANTY

The merchandise or products sold or distributed by Megadyne America are warranted to our customers to be free from defects in material and workmanship at the time of shipment by us. All warranty claims shall be made within 90 days after we have shipped the merchandise. Our liability hereunder is limited to the purchase price of any merchandise proved defective, or, at our option, to the replacement of such merchandise upon its authorized return to us.

THIS WARRANTY IS IN LIEU OF AND EXCLUDES ALL OTHER WARRANTIES, EXPRESSED, IMPLIED, STATUTORY, OR OTHERWISE CREATED UNDER APPLICABLE LAW INCLUDING, BUT NOT LIMITED TO, THE WARRANTY OF MERCHANTABILITY AND THE WARRANTY OF FITNESS FOR A PARTICULAR PURPOSE. IN NO EVENT SHALL WE BE LIABLE FOR SPECIAL, INCIDENTAL, OR CONSEQUENTIAL DAMAGES, INCLUDING LOSS OF PROFITS.

Copyright Notice: Megadyne America LLC copyright. All rights reserved. Megadyne is and shall remain the owner of all right on drawings, technical specifications and any other information contained in the present catalog or otherwise communicated by Megadyne America LLC to the customer. The customer shall not disclose such information to third parties or use such information for purposes different from the definition of the order to Megadyne America LLC, unless upon prior written authorization of Megadyne.

See inside cover for all other Trademark information.

BELARUS**Minsk**

Phone +375 17 2802486
Info.by@megadynegroup.com

BRAZIL**Sorocaba**

Phone +55 15 2101 7700
Info.br@megadynegroup.com

CANADA**Edmonton**

Phone +1 780 461 4400
Info.ca@megadynegroup.com

Montreal

Phone +1 514 31 2341
Info.ca@megadynegroup.com

Toronto

Phone +1 905 602 4400
Info.ca@megadynegroup.com

CHINA**Beijing**

Phone +86 10 8150 7478
info.cn@megadynegroup.com

Foshan

Phone +86 757 83815530
info.cn@megadynegroup.com

Fujian

Phone +86 595 8816 0309
info.cn@megadynegroup.com

Ningbo*

Phone +86 574 8650 2886
info.cn@megadynegroup.com

Qingdao*

Phone +86 532 8765 2117
info.cn@megadynegroup.com

Shanghai

Phone +86 21 5447 1473
info.cn@megadynegroup.com

Shenyang

Phone +86 24 2572 3238
info.cn@megadynegroup.com

COLOMBIA**Bogotá**

Phone +57 (1) 471 0503
Info.co@megadynegroup.com

Cartagena

Phone +57 (5) 672 997
Info.co@megadynegroup.com

CZECH REPUBLIC**Prague**

Phone +420 2 8481 7181
Info.cz@megadynegroup.com

FRANCE**Paris**

Phone +33 1 6079 8200
info.fr@megadynegroup.com

St. Jean De Maurienne*

Phone +33 4 7964 0613
info.fr@megadynegroup.com

GERMANY**Borchen**

Phone +49 5251 8735 0
info.de@megadynegroup.com

Elchingen*

Phone +49 7308 9665 0
info.de@megadynegroup.com

HUNGARY**Budapest**

Phone +36 23 428 628
info.hu@megadynegroup.com

INDIA**Chennai***

Phone +91 98841 81175
info.in@megadynegroup.com

ISRAEL**Caesarea**

Phone +972 4 6371485
sales@megabelt.co.il

ITALY**Turin***

Phone +39 011 926 8052
info@megadynegroup.com

Milan*

Phone +39 039 689 601
info.it@megadynegroup.com

Pescara

Phone +39 085 9700547
info.it@megadynegroup.com

Venice

Phone: +39 041 929 367
info.it@megadynegroup.com

MEXICO**Mexico C.P.**

Phone +52 55 5587 3680
info.mx@megadynegroup.com

PERU**Lima**

Phone +51 713 0069
info.pe@megadynegroup.com

POLAND**Bydgoszcz***

Phone +48 52 348 77 12
info.pl@megadynegroup.com

SOUTH AFRICA**Johannesburg**

Phone +27 (0)12 661 1652
info.za@megadynegroup.com

Cape Town

Phone +27 (0)21 982 0772
info.za@megadynegroup.com

SPAIN**Barcelona***

Phone +34 933 774 441
www.avetm.com

Vilanova*

Phone +34 93 811 5450
info.es@megadynegroup.com

SWEDEN**Kristianstad**

Phone +46 10 1309600
info.se@megadynegroup.com

THAILAND**Bangkok**

Phone: +66 (0) 27115477
info.th@megadynegroup.com

TURKEY**Izmir***

Phone +90 232 877 07 00
info.tr@megadynegroup.com

U.K.**Birmingham**

Phone: +44 1384 215 021
info.uk@megadynegroup.com

U.S.A**California**

Phone +1 323 265 8061
info.us@megadynegroup.com

Florida

Phone +1 813 241 4111
info.us@megadynegroup.com

Georgia*

Phone +1 770 887 9725
info.us@megadynegroup.com

Illinois

Phone +1 630 752 0600
info.us@megadynegroup.com

New Jersey Americas HQ

Phone +1 973 227 4904
info.us@megadynegroup.com

New York*

Phone +1 716 667 7450
info.us@megadynegroup.com

North Carolina*

Phone +1 704 583 5388
info.us@megadynegroup.com

Oregon

Phone +1 503 231 7224
info.us@megadynegroup.com

Texas

Phone +1 972 438 6992
info.us@megadynegroup.com

HEADQUARTERS**ITALY Turin**

Via S. Lucia, 114
10075 Mathi (Torino)
Phone +39 011 926 8052
info@megadynegroup.com

www.megadynegroup.com

* Manufacturing locations

