



Nuttall Gear and Delroyd Worm Gear provide vast experience in designing and manufacturing worm gears and worm gear drives as well as helical drive assemblies for a variety of mechanical equipment. Our in-house test facility allows us to expertly mount, align, and couple your reducer and motor. This allows us to deliver a fully tested and proven package that will integrate into your production system without any worries or surprises. Our mission is to provide solutions.

**Customer Service and Application Support**  
800-432-0121

[www.nuttallgear.com](http://www.nuttallgear.com)  
[www.delroyd.com](http://www.delroyd.com)



#### **SU/SD High Speed Gears by Nuttall**

Available in ratings up to 40,000 HP and output speeds up to 20,000 RPM or higher in ratios up to 9:1. Heavy cast iron or welded steel housings for strength and rigidity.



#### **Custom Engineered Drives by Nuttall**

Some of our most outstanding products cannot be found in a catalog because they were designed for a specific customer or application design.



#### **Helical Worm Speed Reducer by Delroyd**

Ratios 15:1 to 355:1. Hardened, and ground helical gears. Hollow and solid output shafts. Vertical and horizontal mountings. Fan cooled is standard. Motor mounts (C-Face adapters or scoops). Cast iron or steel housings



#### **Type TDS/HPD Parallel Shaft Speed Reducer by Nuttall**

Torque ratings up to 6,000,000 in.lb. and standard gear ratios up to 1500:1. TDS and HPD units incorporate precision helical gearing in single, double, triple, quadruple and quintuple reductions.



#### **Worm-Gear Sets by Delroyd**

The lowest cost and shortest delivery schedules are normally achieved through the use of standard worm and gear sets. Flanged rim design available for mounting on any adaptable center.



#### **Single Worm Reducer by Delroyd**

Ratios 5:1 to 70:1. Hollow & solid output shafts. Vertical & horizontal mounting. Fan cooled (standard). Motor mounts (C-Face Adapters or scoops). Cast iron or steel housings



#### **Moduline® Integral Motors by Nuttall**

Available in ratings from 1 to 200 HP and output speeds from 1.5 to 1430 RPM with AGMA Class I, II or III service factors. Fits many applications and provides total drive source responsibility.



#### **BX Conveyor Drive Unit Series by Delroyd**

Delroyd series BX Speed Reducers for conveyor drives feature exceptionally high overhung load capacity. This design advantage usually permits selection of a smaller drive unit for a given load. Drywell construction around the output shaft helps prevent leakage from above.



#### **Double Worm Reducer by Delroyd**

Ratios 75:1 – 4900:1. Right angle and parallel shaft arrangements. Hollow and solid output shafts. Vertical and horizontal mounting. Fan cooled is standard. Motor mounts (C-Face Adapters or scoops). Cast iron and steel housings

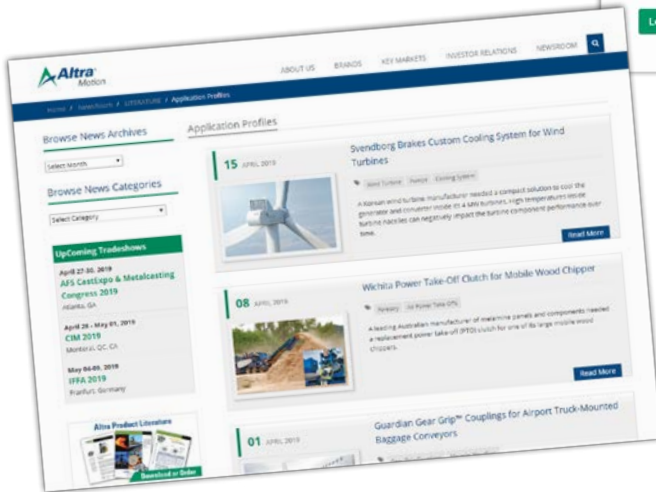
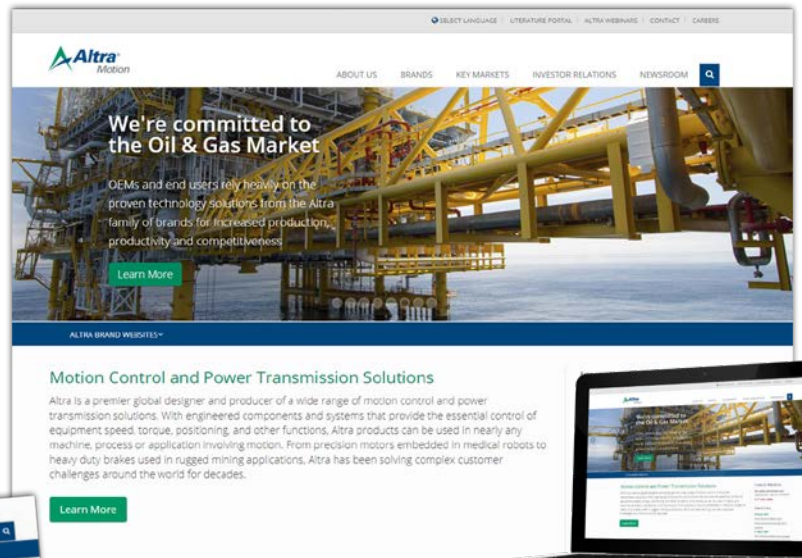
# Online Resources

[www.altramotion.com](http://www.altramotion.com)

## Everything Altra

From the Altra homepage you can connect to all of our brands, and visit our market portals to find solutions for your specific needs.

[www.altramotion.com](http://www.altramotion.com)



## Get Connected

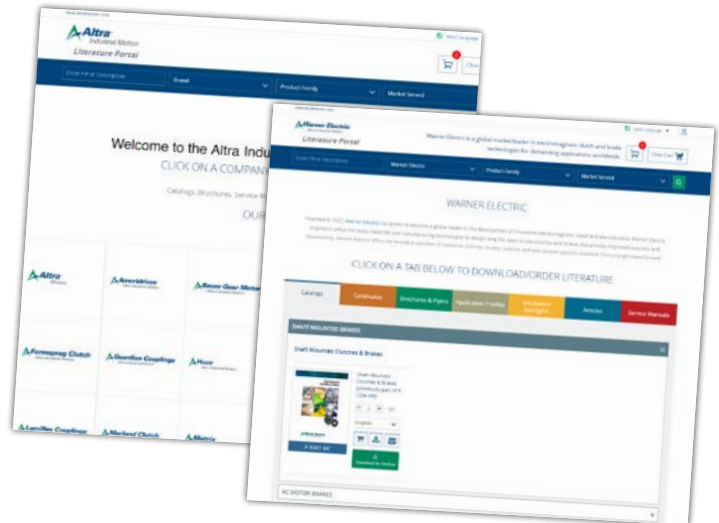
The Altra Newsroom makes it quick and easy for you to get the news you need when you need it. From new literature releases to trade show schedules, the news is at your fingertips 24 hours a day.

[www.altramotion.com/newsroom](http://www.altramotion.com/newsroom)

## Literature Portal

Conveniently download and request Altra's latest catalogs, brochures, service manuals and more on the Literature Portal. Find the latest product information to meet your power transmission requirements by going to any Altra brand website and clicking on the Literature tab.

[www.altraliterature.com](http://www.altraliterature.com)



Creating A Premier Industrial Company

**Ameridrives**

**Bauer Gear Motor**

**Bibby Turboflex**

**Boston Gear**

**Delevan**

**Delroyd Worm Gear**

**Formsprag Clutch**

**Guardian Couplings**

**Huco**

**Jacobs Vehicle Systems**

**Kilian**

**Kollmorgen**

**Lamiflex Couplings**

**Mariand Clutch**

**Matrix**

**Nuttall Gear**

**Portescap**

**Stieber**

**Stromag**

**Svendborg Brakes**

**TB Wood's**

**Thomson**

**Twiflex**

**Warner Electric**

**Wichita Clutch**

Follow **Altra Motion** on:

