


TOSHIBA

MOTORS

Product Offering

**LOW & MEDIUM
VOLTAGE
MOTORS**



SMART, STRONG DESIGNS WITH PROVEN PERFORMANCE

Toshiba International Corporation (TIC) is proud to be a single-source solution for our customers, offering a complete product lineup of electric motors, adjustable speed drives, and motor starters for a variety of applications. Many of these products are manufactured at our 1,000,000+ sq. ft. facility located in Houston, Texas. Personnel at our Houston facility have extensive knowledge and experience in the following areas, and TIC offers the following services in-house:

- Research & Development
- Design & Engineering
- Manufacturing
- Sales & Marketing
- Applications Support
- Field Service
- Customer Service & Project Management
- Logistics & Warehousing
- Product Application & Field Service Training

CUSTOMIZABLE SOLUTIONS FOR MOTOR APPLICATIONS

Toshiba is a leading manufacturer of low voltage motors from ½ to 1000 HP and 230 to 575 V and medium voltage motors from 100 to 50,000 HP and 2,300 to 13,800 V. Our extensive motor product offering and large installed base in the numerous industries demonstrates our customers' confidence in choosing Toshiba motors. Since many of our products are manufactured under one roof, TIC is able to offer customized solutions to meet your application needs. TIC also has the capability to test the products manufactured in our Houston facility together as a complete system before they go out into the field, helping to ensure high levels of quality, performance, and reliability.



INDUSTRIES SERVED


- Oil & Gas
- Mining & Minerals
- Aggregate
- Assembly
- Food & Beverage
- Utilities
- Textiles
- Agriculture

APPLICATIONS

- Conveyors
- Crushers
- Mixers
- Pumps
- Fans
- Blowers
- Compressors



LOW VOLTAGE MOTORS



	Open Drip Proof	EQP Global® SD	EQP Global® SD C-Face	EQP Global® Top Mount	EQP Global® 840	EQP Global® 841
Efficiency	High & NEMA Premium® Efficiency	NEMA Premium® Efficiency	NEMA Premium® Efficiency	NEMA Premium® Efficiency	NEMA Premium® Efficiency	NEMA Premium® Efficiency
Enclosure	ODP	TEFC	TEFC	TEFC	TEFC	TEFC
Horsepower	1 to 800 HP	0.5 to 1000 HP	0.5 to 75 HP	1 to 200 HP	0.75 to 500 HP	0.75 to 400 HP
Speed	(60 Hz): 3600, 1800 or 1200 RPM	(60 Hz): 3600, 1800, 1200 or 900 RPM (50 Hz): 3000, 1500, 1000 or 750 RPM	(60 Hz): 3600, 1800 or 1200 RPM (50 Hz): 3000, 1500 or 1000 RPM	(60 Hz): 3600, 1800 or 1200 RPM (50 Hz): 3000, 1500 or 1000 RPM	(60 Hz): 3600, 1800, 1200 or 900 RPM (50 Hz): 3000, 1500, 1000 or 750 RPM	(60 Hz): 3600, 1800, 1200 or 900 RPM
Voltage	(60 Hz): 230/460, 460 or 575 V	(60 Hz): 230/460, 460 or 575 V (50 Hz): 190/380 or 380 V, 56 - S447T	(60 Hz): 230/460 or 575 V (50 Hz): 190/380 V	(60 Hz): 230/460 or 575 V (50 Hz): 190/380 V	(60 Hz): 460 or 575 V (50 Hz): 380 V, 143T - S447T	(60 Hz): 460 or 575 V
Frame Size	143T - 5810UZ	56 - 6811	56C - 365TC	143T - S447T	143T - 5810UZ	143T - B449T
Protection	IP22	IP55	IP55	IP55	IP55 (Up to 280 Frame) & IP56 (320 Frame & Above)	IP56
Frame Construction	Cast Iron	Cast Iron	Cast Iron	Cast Iron	Cast Iron	Cast Iron
Insulation	Class F Inverter Duty, Exceeds NEMA MG1 Part 31	Class F Inverter Duty, Exceeds NEMA MG1 Part 31	Class F Inverter Duty, Exceeds NEMA MG1 Part 31	Class F Inverter Duty, Exceeds NEMA MG1 Part 31	Class F Inverter Duty, Exceeds NEMA MG1 Part 31	Class F Inverter Duty, Exceeds NEMA MG1 Part 31
Vibration (Unfiltered)	0.10 Inches/Second or Less	0.10 Inches/Second or Less	0.08 Inches/Second or Less	0.10 Inches/Second or Less	0.08 Inches/Second or Less	0.08 Inches/Second or Less
Features	<ul style="list-style-type: none"> • Stamped Steel Conduit Box • Ball Bearing 143T-405T Frames • Polyurea Base Grease • Roller Bearing on 444T Frames & Larger, 4- & 6-Pole (Where Noted) 	<ul style="list-style-type: none"> • Dual Frequency 50/60 Hz Design • Footed, C-Face Footed & C-Face Footless Designs • V-Ring Protection System on 56 - 5811 Frames • Multi-Mount Capabilities on Most Frames • Multiple Drain Provisions for Horizontal & Vertical Mountings • 4142 High Strength Shaft Steel on All 440 Frames & Larger • Roller Bearing Motors 	<ul style="list-style-type: none"> • Dual Frequency 50/60 Hz Design • Footed, C-Face Footed & C-Face Footless Designs • V-Ring Protection System • Multi-Mount Capabilities on Most Frames • Multiple Drain Provisions for Horizontal & Vertical Mountings 	<ul style="list-style-type: none"> • Dual Frequency 50/60 Hz Design • Footed & C-Face Footed Designs • V-Ring Protection System on 56 - 5811 Frames • Multi-Mount Capabilities on Most Frames • Multiple Drain Provisions for Horizontal & Vertical Mountings • 4142 High Strength Shaft Steel on All 440 Frames & Larger • Roller Bearing Motors 	<ul style="list-style-type: none"> • Mill & Chemical Duty • Dual Frequency 50/ 60 Hz Design • Footed, C-Face Footed & C-Face Footless Designs • Multi-Mount Capabilities on Most Frames • Multiple Drain Provisions for Horizontal & Vertical Mountings • Double Shaft Seal Arrangement 324T - 365T Frames (DE & ODE) • 4142 High Strength Shaft Steel on All 440 Frames & Larger • Roller Bearing Motors 	<ul style="list-style-type: none"> • IEEE 841 • Petrochemical Duty • Footed, C-Face Footed & C-Face Footless Designs • Multi-Mount Capabilities on All Frames • Multiple Drain Provisions for Horizontal & Vertical Mountings • Labyrinth Seal on All Frames (DE & ODE) • 4142 High Strength Shaft Steel on All 440 Frames & Larger • Roller Bearing Motors
Area Classification	Non-Hazardous	Class I Division 2 Groups A, B, C, D	Class I Division 2 Groups A, B, C, D	Class I Division 2 Groups A, B, C, D	Class I Division 2 Groups A, B, C, D	Class I Division 2 Groups A, B, C, D

LOW VOLTAGE MOTORS




	EQP Global® Explosion Proof	EQP Global® IEC	EQP Global® Closed-Coupled Pump	EQP Global® Cooling Tower
Efficiency	NEMA Premium® Efficiency	IE3	NEMA Premium® Efficiency	NEMA Premium® Efficiency
Enclosure	TEXP	TEFC	TEFC	TEFC, TEAO
Horsepower	1 to 1000 HP	0.75 to 45 kW	1 to 75 HP	0.75 to 75 HP
Speed	(60 Hz): 3600, 1800, 1200 or 900 RPM	(60 Hz): 3600, 1800 or 1200 RPM (50 Hz): 3000, 1500 or 1000 RPM	(60 Hz): 3600, 1800 or 1200 RPM (50 Hz): 3000, 1500 or 1000 RPM	(60 Hz): 1800 or 1200 RPM (50 Hz): 1500 or 1000 RPM
Voltage	(60 Hz): 230/460, 460 or 575 V	(60 Hz): 460 V (50 Hz): 230/400, 240/415, 220/380, 400, 415 or 380 V	(60 Hz): 230/460 or 575 V (50 Hz): 190/380 V	(60 Hz): 230/460 or 575 V (50 Hz): 190/380 V
Frame Size	143T - 6811	80M - 225S	143JM/JP - 326JM/365JP	143T - 365T
Protection	IP56	IP55	IP55	IP56
Frame Construction	Cast Iron	Aluminum Fin Type (90 - 160) Cast Iron (80, 180 - 225)	Cast Iron	Cast Iron
Insulation	Class F Inverter Duty, Exceeds NEMA MG1 Part 31	Class F, Exceeds IEC 60034-25 (Inverter Duty)	Class F Inverter Duty, Exceeds NEMA MG1 Part 31	Class F Inverter Duty, Exceeds NEMA MG1 Part 31
Vibration (Unfiltered)	0.08 Inches/Second or Less	Max. Vibration Magnitude in Velocity (RMS) is 2.8 mm/sec.	0.10 Inches/Second or Less	0.08 Inches/Second or Less
Features	<ul style="list-style-type: none"> T3C Temperature Code 160°C C-Flange Footed & Footless Available Non-Sparking Brass Shaft Slingers Normally-Closed Thermostats Ball Bearing Available on All Frames 	<ul style="list-style-type: none"> Dual Frequency 50/60 Hz Design IE3 Efficiency Levels per IEC 60034-30-1 Meets or Exceeds Global Standard Specifications including IEC60034, 60072, 60204 & 60038 Shaft V Ring Protection System Dual-Mount 225 IEC Frames (225M & 225S) Lead Separation Protection Terminal Block (6 Post) Sealed Bearings on 80-180 Frames; Regreasable Bearings on 200 - 225 Frames 	<ul style="list-style-type: none"> Dual Frequency 50/60 Hz Design Horizontal & Vertical with C-Flange Option Shaft V-Ring or Shaft Slinger Protection System Multi-Mount Capabilities on Most Frames Permanently Identified Leads with Single Ring Compression Type Lead Lugs on 284 Frames & Larger 	<ul style="list-style-type: none"> API 661 Compliant Dual-Frequency 50/60 Hz Design Double Drilled Feet for Multi-Mount Capabilities Epoxy Finished Paint Multiple Drain Provisions for Horizontal & Vertical Mounting in Frame Bearing Bracket & Conduit Box Umbrella & V-ring Seals on DE & ODE
Area Classification	Class I Division 1 Group D and Class II Division 1 Groups E, F & G, T3C 160°C	Non-Hazardous	Class I Division 2 Groups A, B, C, D	Class I Division 2 Groups A, B, C, D
Notes	Contact Toshiba for Additional C-Face Capabilities	B5, B34 Flanges Available		

LOW VOLTAGE MOTORS



	Quarry Duty	Dry Kiln	EQP Global® Brake	Vertical P-Base (Solid Shaft)	Drill Rig
Efficiency	High & NEMA Premium® Efficiency	NEMA Premium® Efficiency	NEMA Premium® Efficiency	NEMA Premium® Efficiency	Premium Efficiency
Enclosure	TEFC	ODP	TEFC	TEFC	FVBC
Horsepower	5 to 600 HP	5 to 25 HP	0.75 to 30 HP	3 to 350 HP	(40 Hz): 1150 HP (45 Hz): 1500 HP
Speed	1800, 1200 or 900 RPM	1200 or 900 RPM	(60 Hz): 1800 or 1200 RPM (50 Hz): 1500 or 1000 RPM	3600, 1800 or 1200 RPM	(Intermittent Drawworks Duty) 1150 HP: 800 to 1600 RPM 1500 HP: 800 RPM
Voltage	(60 Hz): 460 or 575 V	(60 Hz): 460 V	(60 Hz): 230/460 or 575 V (50 Hz): 190/380 V	(60 Hz): 460 V	600/690 V
Frame Size	184T - 5810UZ	215T - 365T	143T - 286T	180HP10 - N449LP20	T22 (1150 HP) T28/29 (1500 HP)
Protection	IP55	IP22	IP55	IP55	IP44
Frame Construction	Cast Iron	Cast Iron	Cast Iron	Cast Iron	Ductile Cast Iron
Insulation	Class F Inverter Duty, Exceeds NEMA MG1 Part 31	Class H Inverter Duty, Exceeds NEMA MG1 Part 31	Class F Inverter Duty, Exceeds NEMA MG1 Part 31	Class F Inverter Duty, Exceeds NEMA MG1 Part 31	Class H Insulation, Exceeds NEMA MG1 Part 31
Vibration (Unfiltered)	0.10 Inches/Second or Less	0.12 Inches/Second or Less	0.10 Inches/Second or Less	0.08 Inches/Second or Less	0.12 Inches/Second or Less
Features	<ul style="list-style-type: none"> High Torque Design 1.25 SF on 184T - 365T Frames & 1.15 SF on 404T - 5810 Frames Stamped Steel Fan Cover Shaft Slinger or V-Ring Seal on Drive End 4142 High Strength Shaft Steel (505 Frames & Larger) Polyurea Base Grease Grade-8 Hardware Bearing Lock Nuts for Vertical Mounting on 505 Frames & Larger 	<ul style="list-style-type: none"> Kiln Duty 115° & 135° C Designs 1.15 SF for 115° C Ambient Designs Special Windings for High Humidity & Corrosive Atmospheres Double Drilled Feet for Multi-Mount Capabilities High Temperature Bearing Grease Copper Stator Windings 8-Foot Lead Cable Length 	<ul style="list-style-type: none"> Holding Duty Dual Frequency 50/60 Hz Design 1.15 SF @ 60 Hz & 1.0 SF @ 50 Hz V-Ring Seal on Drive End Multi-Mount Capabilities on Most Frames Double Drilled Feet for Multi-Mount Capabilities Shaft Slinger Protection System Brake Ratings 15 lb. ft. & Below Suitable for Vertical Mounting 	<ul style="list-style-type: none"> Mill & Chemical Duty Positive Displacement Grease Lubrication System Labyrinth Seal on Top Bracket Lead-Separation Protection Base Brackets in Various Diameters Shaft Slinger Protection Low-Friction Internal Double-Lip Seal for Grease & Oil Mist Designs IEEE 841 Design Available 	<ul style="list-style-type: none"> -40°C to 45°C Ambient Temperature 6-Pole Stator with Form Wound Windings VPI, Class H Insulation Mica-Kapton System Six RTDs; 100 Ohm Platinum - 2/Phase Copper Chromium Alloy Rotor Bars Field-modifiable IP56 Main Terminal Box with Bus Bar Connections for Main Cables & Terminals for RTDs Suitable for F-1 & F-2 Assembly Space Heater Keyless Tapered 4340 Alloy Shaft Single Shaft Extension with Oil Field Hub Air Intake with Kinetic Dust Separation Drop-in Replacement Insulated Bearings on Both Ends with Ground Strap
Area Classification	Non-Hazardous	Non-Hazardous, Harsh Wood Drying Environments	Non-Hazardous	Class I Division 2 Groups A, B, C, D	Class I Division 2 Groups A, B, C, D

MEDIUM VOLTAGE MOTORS




	Open Drip Proof	Weather-Protected I	Weather-Protected II	Totally Enclosed TEFC SD
Efficiency	High Efficiency	High Efficiency	High Efficiency	High & NEMA Premium® Efficiency
Enclosure	ODP	WPI	WP II	TEFC
Horsepower	200 to 900 HP	400 to 11,000 HP	400 to 11,000 HP	100 to 2500 HP
Speed	(60 Hz): 3600, 1800, 1200 or 900 RPM	(60 Hz): 3600, 1800, 1200 or 900 RPM	(60 Hz): 3600, 1800, 1200 or 900 RPM	(60 Hz): 3600, 1800, 1200, 900 or 720 RPM
Voltage	(60 Hz): 2300/4160 or 4000 V	(60 Hz): 2300/4000 or 4000 V	(60 Hz): 2300/4000 or 4000 V	(60 Hz): 2300/4000 or 4000 V
Frame Size	445T - 5810US	5011/5012US - 1429	5011/12US - 1429	449T - N8810
Protection	IP22	IP23	IP24	IP44, IP54 & IP55
Frame Construction	Cast Iron	Cast Iron	Cast Iron	Cast Iron
Insulation	Class F with Class B Rise at 1.0 SF	Class F with Class B Rise at 1.0 SF	Class F with Class B Rise at 1.0 SF	Class F with Class B Rise at 1.0 SF
Features	<ul style="list-style-type: none"> • Oversized Cast Iron or Fabricated Steel NEMA Type I Terminal Box • IP22 Enclosure • Grounding Provision in Conduit Box • Gasketed Auxiliary Boxes • Lead Separator Gasketed Main Terminal Box 	<ul style="list-style-type: none"> • 100 ohm Platinum Winding RTDs Wired to a Dedicated Auxiliary Box - 2/Phase • Oversized Cast Iron or Fabricated Steel NEMA Type I Terminal Box • NEMA Type II Terminal Box Available - Standard for 6800 Frames • 120 V Single Phase Space Heaters Wired to Dedicated Auxiliary Box • Insulated NDE Bearing • Insulated NDE and DE Sleeve Bearings Available Some Ratings • Provisions for Bearing Thermal Protection (RTDs or Thermocouples) • Provisions for Housing Vibration Sensors • IP23 Enclosure • Grounding Provision on Motor Frame • Grounding Provision in Conduit Box • Non-Sparking Epoxy Coated Aluminum Fan Available • Gasketed Auxiliary Boxes • Lead Separator Gasketed Main Terminal Box 	<ul style="list-style-type: none"> • 100 ohm Platinum Winding RTDs Wired to a Dedicated Auxiliary Box - 2/Phase • Oversized Cast Iron or Fabricated Steel NEMA Type I Terminal Box • NEMA Type II Terminal Box Available - Standard for 6800 Frames • 120 V Single Phase Space Heaters Wired to Dedicated Auxiliary Box • Insulated NDE Bearing • Insulated NDE and DE Sleeve Bearings Available Some Ratings • Provisions for Bearing Thermal Protection (RTDs or Thermocouples) • Provisions for Housing Vibration Sensors • IP24 Enclosure • Grounding Provision on Motor Frame • Grounding Provision in Conduit Box • Non-Sparking Epoxy Coated Aluminum Fan Available • Gasketed Auxiliary Boxes • Lead Separator Gasketed Main Terminal Box 	<ul style="list-style-type: none"> • Premium Efficiency Up to 500 HP • 100 ohm Platinum Winding RTDs Wired to a Dedicated Auxiliary Box - 2/phase • Oversized Cast Iron or Fabricated Steel NEMA Type I Terminal Box • NEMA Type II Terminal Box Available • 120 V Single Phase Space Heaters Wired to Dedicated Auxiliary Box • Insulated NDE Bearing • Insulated NDE and DE Sleeve Bearings Available Some Ratings • Provisions for Bearing Thermal Protection (RTDs or Thermocouples) • Provisions for Housing Vibration Sensors • IP54 Enclosure • IP55 Enclosure Available • Cast Iron or Fabricated Steel Fan Covers • Grounding Provision on Motor Frame • Grounding Provision in Conduit Box • Non-Sparking Epoxy Coated Aluminum Fan Available • Gasketed Auxiliary Boxes • Lead Separator Gasketed Main Terminal Box • Corrosion Resistant Breather Drains at Lowest Location of Motor and Terminal Box
Area Classification	Recommended for Indoor Use	Class I Division 2 Groups A, B, C, D	Class I Division 2 Groups A, B, C, D	Class I Division 2 Groups A, B, C, D Class II Division 2 Groups F, G

MEDIUM VOLTAGE MOTORS



	Totally Enclosed Explosion Proof	Dura-Bull TX®	Totally Enclosed TEFC 841	High Torque 587 Frame
Efficiency	High Efficiency	High & NEMA Premium® Efficiency	High & NEMA Premium® Efficiency	High & NEMA Premium® Efficiency
Enclosure	TEXP	TEFC	TEFC	TEFC
Horsepower	200 to 1000 HP	200 to 1250 HP	100 to 500 HP	200 to 750 HP
Speed	(60 Hz): 3600, 1800, 1200, 900 or 720 RPM	(60 Hz): 3600, 1800, 1200 or 900 RPM	(60 Hz): 3600, 1800, 1200 or 900 RPM	(60 Hz): 1800 or 1200 RPM
Voltage	(60 Hz): 2300/4000 or 4000 V	(60 Hz): 4000 V	(60 Hz): 2300/4000 or 4000 V	(60 Hz): 2300/4000 or 4000 V
Frame Size	449T - 6811L	5011 - 6811US	449T - 5809/10/11US	S/B 586/7
Protection	IP55	IP54	IP55	IP55
Frame Construction	Cast Iron	Cast Iron	Cast Iron	Cast Iron
Insulation	Class F	Class F with Class B Rise at 1.0 SF	Class F	Class F
Features	<ul style="list-style-type: none"> • Oversized Cast Iron or Fabricated Steel NEMA Type I Terminal Box • 120 V Single Phase Space Heaters Wired to Dedicated Auxiliary Box • Insulated NDE Bearing • Insulated NDE and DE Sleeve Bearings Available Some Ratings • Provisions for Housing Vibration Sensors • IP55 Enclosure • Cast Iron or Fabricated Steel Fan Covers • Fabricated Steel Only for 6800 Frames • Non-Sparking Shaft Seals • Grounding Provision in Conduit Box • Non-Sparking Fan • Gasketed Auxiliary Boxes • Class I Div 1 Group D • Class II Div 1 Groups F, G • Corrosion Resistant Breather Drains at Lowest Location of Motor and Terminal Box • UL Listed • CSA® 	<ul style="list-style-type: none"> • 100 ohm Platinum Winding RTDs Wired to a Dedicated Auxiliary Box - 2/Phase • Oversized Cast Iron or Fabricated Steel NEMA Type I Terminal Box • NEMA Type II Terminal Box Available - Standard for 6800 Frames • 120 V Single Phase Space Heaters Wired to Dedicated Auxiliary Box • Insulated NDE Bearing • Insulated NDE and DE Sleeve Bearings Available Some Ratings • Provisions for Bearing Thermal Protection (RTDs or Thermocouples) • Provisions for Housing Vibration Sensors • IP54 Enclosure • IP55 Enclosure Available • Cast Iron or Fabricated Steel Fan Covers • Fabricated Steel Only for 6800 Frames • Grounding Provision on Motor Frame • Grounding Provision in Conduit Box • Non-Sparking Epoxy Coated Aluminum Fan Available • Gasketed Auxiliary Boxes • Lead Separator Gasketed Main Terminal Box • Corrosion Resistant Breather Drains at Lowest Location of Motor and Terminal Box 	<ul style="list-style-type: none"> • 100 ohm Platinum Winding RTDs Wired to a Dedicated Auxiliary Box - 2/Phase • Oversized Cast Iron or Fabricated Steel NEMA Type I Terminal Box • 120 V Single Phase Space Heaters Wired to Dedicated Auxiliary Box • Insulated NDE Bearing • Provisions for Bearing Thermal Protection (RTDs or Thermocouples) • Provisions for Housing Vibration Sensors • IP55 Enclosure • Provisions for Housing Vibration Sensors • IEEE 841 Nameplated Up to 400 HP • Non-Contacting IP55 Labyrinth Seals on DE and NDE • Tropicalization Treatment on Windings • Grounding Provision on Motor Frame • Grounding Provision in Conduit Box • .005 in Provision Foot Flatness • Non-Sparking Epoxy Coated Aluminum Fan • Gasketed Auxiliary Boxes • Lead Separator Gasketed Main Terminal Box • Corrosion Resistant Breather Drains at Lowest Location of Motor and Terminal Box 	<ul style="list-style-type: none"> • 100 ohm Platinum Winding RTDs Wired to a Dedicated Auxiliary Box - 2/Phase • Oversized Cast Iron or Fabricated Steel NEMA Type I Terminal Box • 120 V Single Phase Space Heaters Wired to Dedicated Auxiliary Box • Insulated NDE Bearing • Provisions for Housing Vibration Sensors • IP55 Enclosure • Grounding Provision on Motor Frame • Grounding Provision in Conduit Box • Non-Sparking Fan • Gasketed Auxiliary Boxes • Lead Separator Gasketed Main Terminal Box • Corrosion Resistant Breather Drains at Lowest Location of Motor and Terminal Box
Area Classification	Severe Duty, Suitable for Use in Division 1 Hazardous Locations	Class I Division 2 Groups A, B, C, D	Class I Division 2 Groups A, B, C, D Class II Division 2 Groups F, G	Class I Division 2 Groups A, B, C, D
Notes	*Contact Toshiba for Additional Voltage and Group C & E Options			

MEDIUM VOLTAGE MOTORS



	Totally Enclosed Air-to-Air Cooled	Totally Enclosed Water-Air-Cooled
Efficiency	High Efficiency	High Efficiency
Enclosure	TEAAC	TEWAC
Horsepower	450 to 8000 HP	400 to 5500 HP
Speed (60 Hz)	3600, 1800, 1200 or 900 RPM	3600, 1800, 1200 or 900 RPM
Voltage (60 Hz)	4000 V, Option for 2300 V	2300/4000 or 4000 V
Frame Size	5010 - 1089	5012 - 450-1600
Protection	IP54	IP54
Frame Construction	Cast Iron	Cast Iron
Insulation	Class F with Class B Rise at 1.0 SF	Class F with Class B Rise at 1.0 SF
Features	<ul style="list-style-type: none"> • 100 ohm Platinum Winding RTDs Wired to a Dedicated Auxiliary Box - 2/Phase • Oversized Cast Iron or Fabricated Steel NEMA Type I Terminal Box • NEMA Type II Terminal Box Available - Standard for 6800 Frames • 120 V Single Phase Space Heaters Wired to Dedicated Auxiliary Box • Insulated NDE Bearing • Insulated NDE and DE Sleeve Bearings Available Some Ratings • Provisions for Bearing Thermal Protection (RTDs or Thermocouples) • Provisions for Housing Vibration Sensors • IP54 Enclosure • IP55 Enclosure Available • Provisions for Housing Vibration Sensors • Grounding Provision on Motor Frame • Grounding Provision in Conduit Box • Non-Sparking Epoxy Coated Aluminum Fan Available • Gasketed Auxiliary Boxes • Lead Separator Gasketed Main Terminal Box • Corrosion Resistant Breather Drains at Lowest Location of Motor and Terminal Box 	<ul style="list-style-type: none"> • 100 ohm Platinum Winding RTDs Wired to a Dedicated Auxiliary Box - 2/Phase • Oversized Cast Iron or Fabricated Steel NEMA Type I Terminal Box • NEMA Type II Terminal Box Available - Standard for 6800 Frames • 120 V Single Phase Space Heaters Wired to Dedicated Auxiliary Box • Insulated NDE Bearing • Insulated NDE and DE Sleeve Bearings Available Some Ratings • Provisions for Bearing Thermal Protection (RTDs or Thermocouples) • Provisions for Housing Vibration Sensors • IP54 Enclosure • IP55 Enclosure Available • Provisions for Housing Vibration Sensors • Grounding Provision on Motor Frame • Grounding Provision in Conduit Box • Non-Sparking Epoxy Coated Aluminum Fan Available • Gasketed Auxiliary Boxes • Lead Separator Gasketed Main Terminal Box • Corrosion Resistant Breather Drains at Lowest Location of Motor and Terminal Box
Area Classification	Suitable for Indoor or Outdoor Use	Suitable for Indoor or Outdoor Use

